



Northside Elementary School

 2223 Cartersville Hwy, Dallas, GA 30132

 (770)443-7008

 Grades: K-5

 Enrollment: 468 students

Note: For information on educator qualifications and other federal reporting requirements, [click here](#). Discipline data are available in the [K-12 Student Discipline Dashboard](#).

Performance Snapshot

- Northside Elementary School's **overall performance is higher than 29% of schools in the state** and is lower than its district.
- Its students' **academic growth is higher than 49% of schools in the state** and similar to its district.
- **46.7% of its 3rd grade students are reading at or above the grade level target.**

School Wide

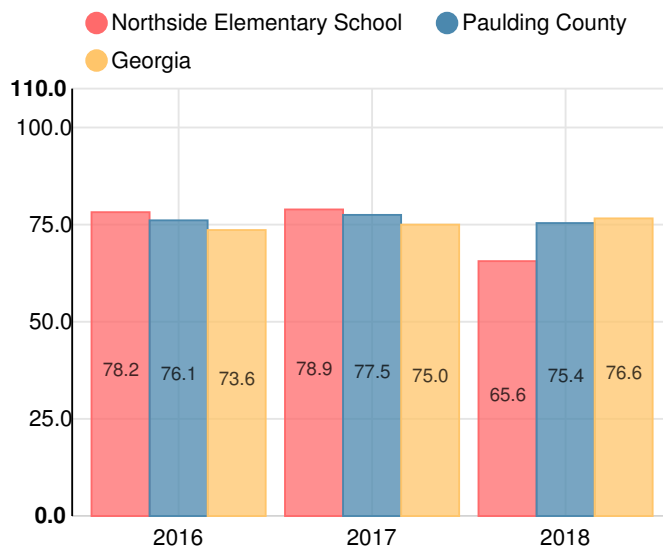
D

65.6

Year	Northside Elementary School
2018	D
2017	C
2016	C
2015	C
2014	D

Grade conversion	
A	90 - 100
B	80 - 89.9
C	70 - 79.9
D	60 - 69.9
F	0 - 59.9

CCRPI Single Score



Student Mobility Rate

22.3%

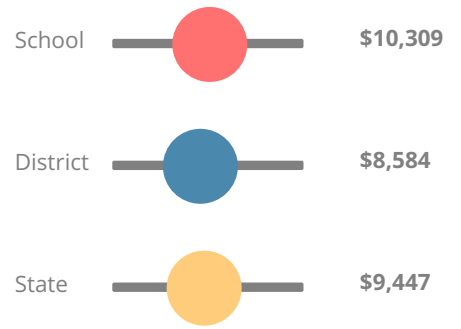
School Climate Star Rating



Financial Efficiency Star Rating

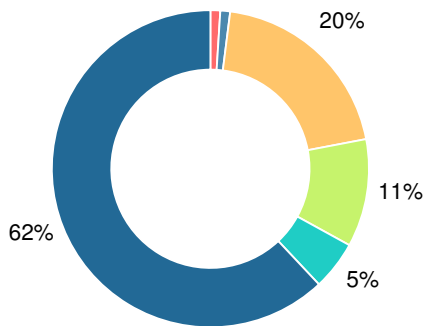


Per Pupil Expenditures



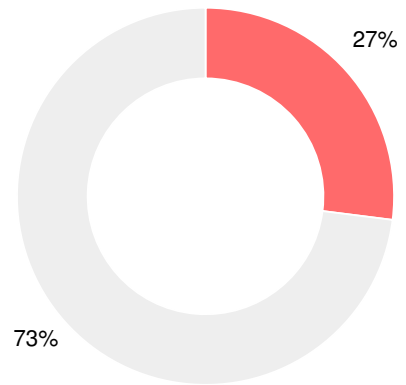
Race/Ethnicity

- Asian/Pacific Islander
- American Indian/Alaskan
- Black
- Hispanic
- Multi-racial
- White



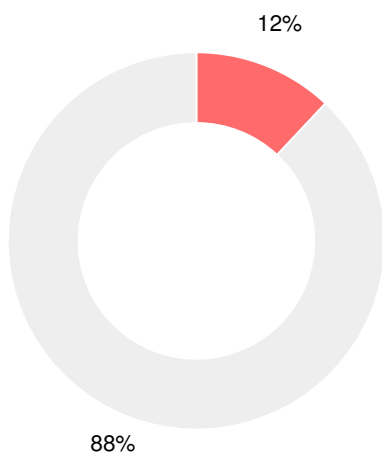
Economically Disadvantaged (ED)

- ED
- Not ED



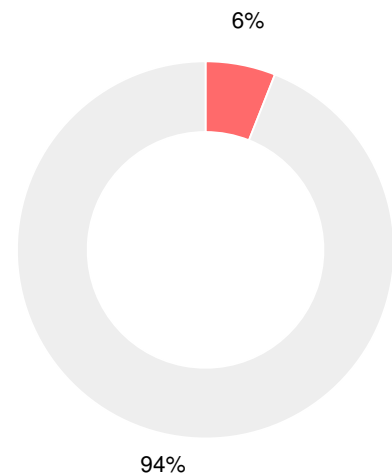
Students with Disability (SWD)

- SWD
- Not SWD



English Language Learners (ELL)

- ELL
- Not ELL



Elementary

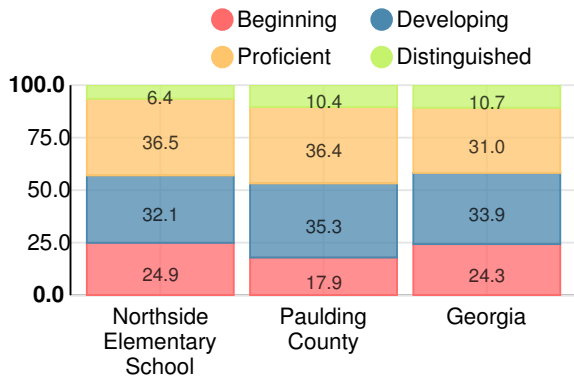
CCRPI Score

Northside Elementary School

Indicator	2018
Content Mastery	65.6
Progress	82.8
Closing Gaps	8.3
Readiness	78.7
CCRPI Score	65.6

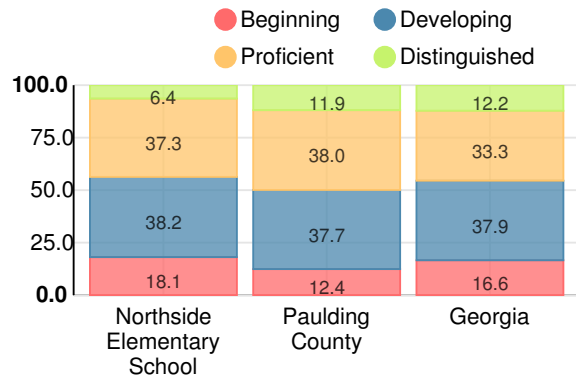
English

Percent of students scoring in each performance level on 2018 Georgia Milestones for elementary grades



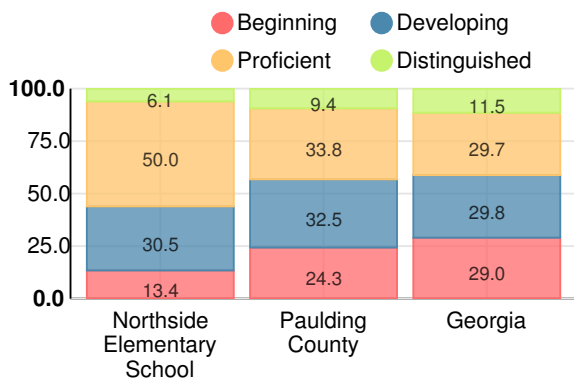
Mathematics

Percent of students scoring in each performance level on 2018 Georgia Milestones for elementary grades



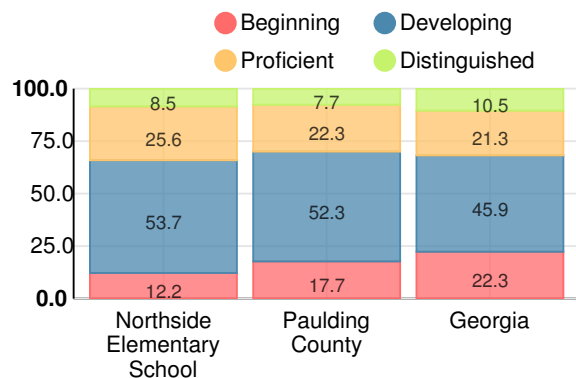
Science

Percent of students scoring in each performance level on 2018 Georgia Milestones for elementary grades



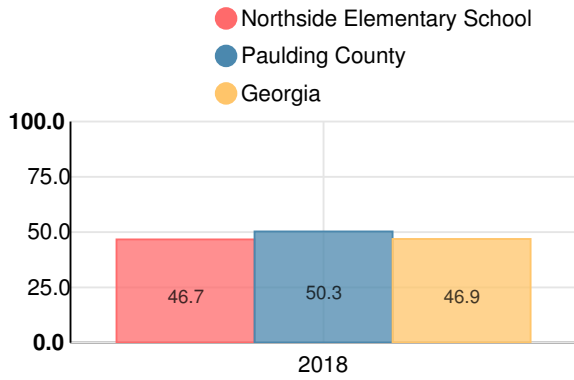
Social Studies

Percent of students scoring in each performance level on 2018 Georgia Milestones for elementary grades



Reading at or above the Grade Level Target (3rd Grade)

Percent of students in grade 3 achieving Lexile measure equal to or greater than 670



Reading at or above the Grade Level Target (5th Grade)

Percent of students in grade 5 achieving Lexile measure equal to or greater than 920

