



Hunt Elementary School

 1750 Highway 341 North, Fort Valley, GA 31030

 (478)825-5296

 Grades: K-5

 Enrollment: 582 students

Note: For information on educator qualifications and other federal reporting requirements, [click here](#). Discipline data are available in the [K-12 Student Discipline Dashboard](#).

Performance Snapshot

- Hunt Elementary School's **overall performance is higher than 19% of schools in the state** and is lower than its district.
- Its students' **academic growth is higher than 13% of schools in the state** and higher than its district.
- **21.2% of its 3rd grade students are reading at or above the grade level target**.

School Wide

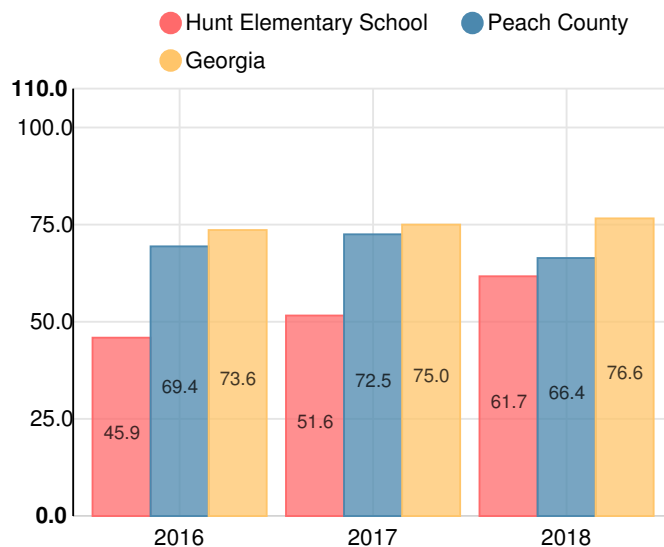
D

61.7

| Year | Hunt Elementary School |
|------|------------------------|
| 2018 | D |
| 2017 | F |
| 2016 | F |
| 2015 | F |
| 2014 | F |

| Grade conversion | |
|------------------|-----------|
| A | 90 - 100 |
| B | 80 - 89.9 |
| C | 70 - 79.9 |
| D | 60 - 69.9 |
| F | 0 - 59.9 |

CCRPI Single Score



Student Mobility Rate

18.8%

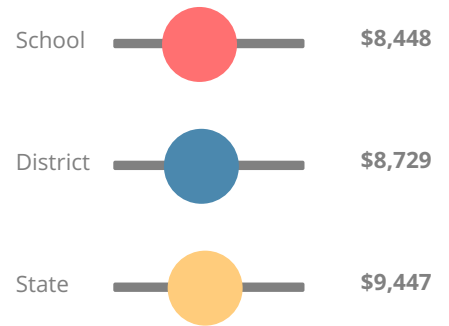
School Climate Star Rating



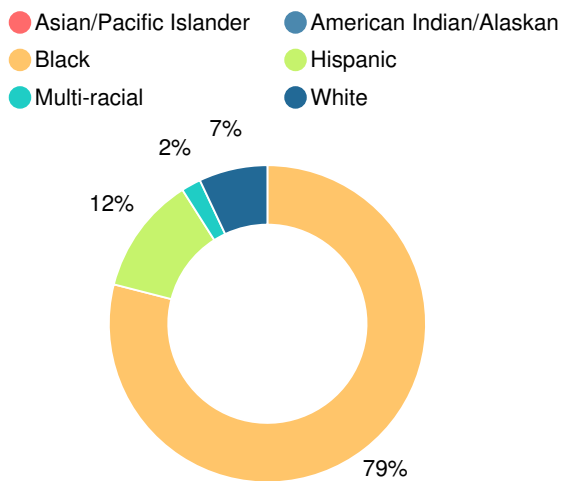
Financial Efficiency Star Rating



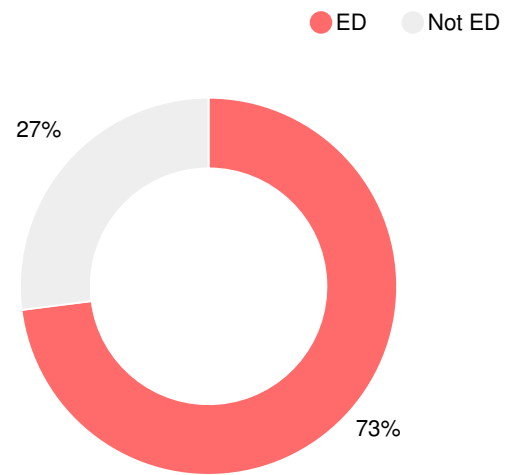
Per Pupil Expenditures



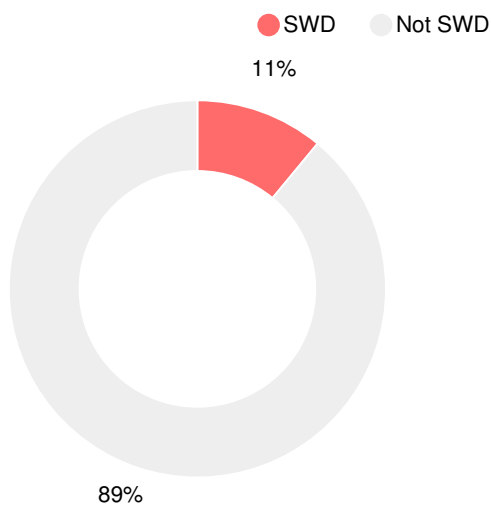
Race/Ethnicity



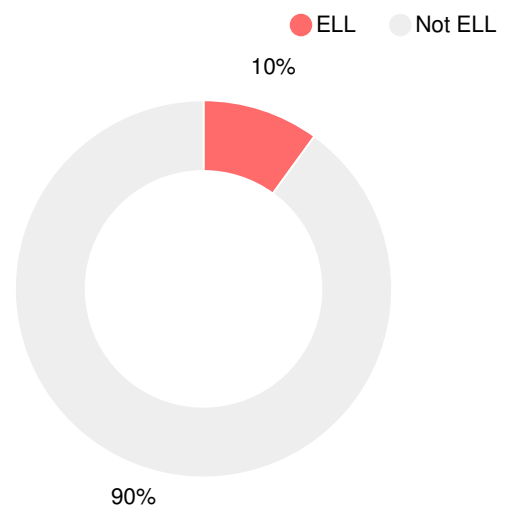
Economically Disadvantaged (ED)



Students with Disability (SWD)



English Language Learners (ELL)



Elementary

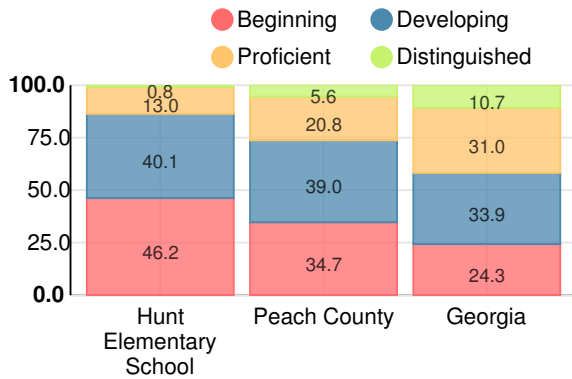
CCRPI Score

Hunt Elementary School

| Indicator | 2018 |
|--------------------|-------------|
| Content Mastery | 38.5 |
| Progress | 70.2 |
| Closing Gaps | 77.5 |
| Readiness | 69.9 |
| CCRPI Score | 61.7 |

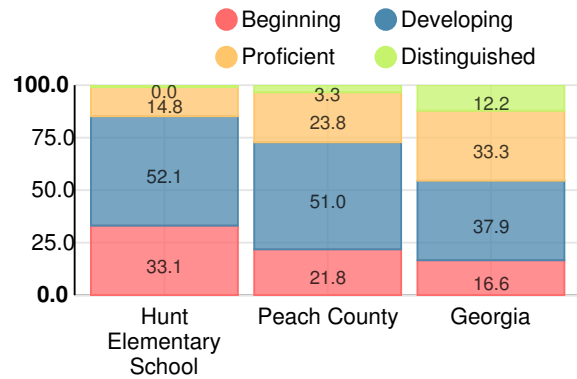
English

Percent of students scoring in each performance level on 2018 Georgia Milestones for elementary grades



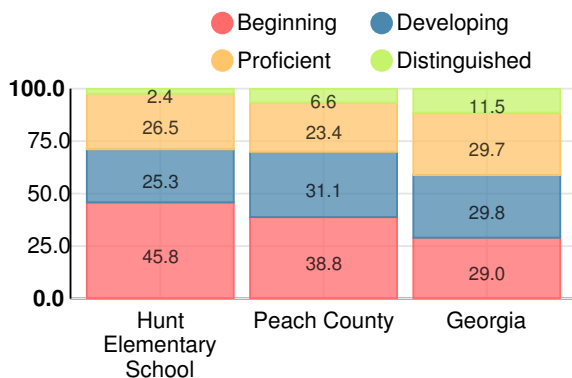
Mathematics

Percent of students scoring in each performance level on 2018 Georgia Milestones for elementary grades



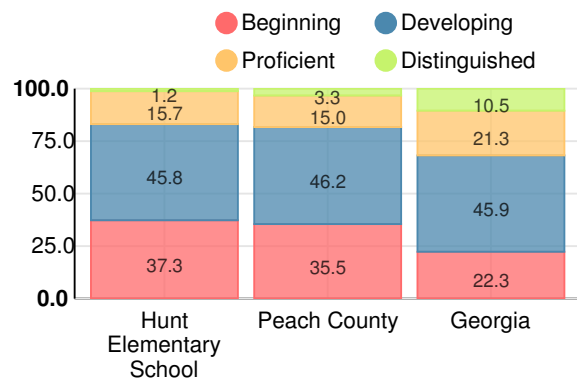
Science

Percent of students scoring in each performance level on 2018 Georgia Milestones for elementary grades



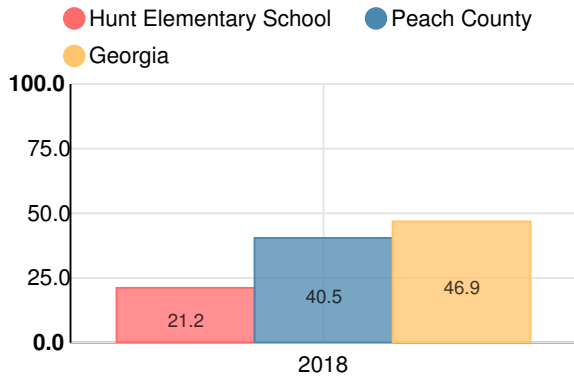
Social Studies

Percent of students scoring in each performance level on 2018 Georgia Milestones for elementary grades



Reading at or above the Grade Level Target (3rd Grade)

Percent of students in grade 3 achieving Lexile measure equal to or greater than 670



Reading at or above the Grade Level Target (5th Grade)

Percent of students in grade 5 achieving Lexile measure equal to or greater than 920

