


Rabun County Middle School

 95 Wildcat Pride Way, Tiger, GA 30576

 (706)782-5470

 Grades: 7-8

 Enrollment: 350 students

Note: For information on educator qualifications and other federal reporting requirements, [click here](#). Discipline data are available in the [K-12 Student Discipline Dashboard](#).

Performance Snapshot

- Rabun County Middle School's **overall performance is higher than 83% of schools in the state** and is higher than its district.
- Its students' **academic growth is higher than 75% of schools in the state** and lower than its district.
- **64.7% of its 8th grade students are reading at or above the grade level target.**
- Rabun County Middle School is **Beating the Odds**, meaning that it performs better than similar schools.

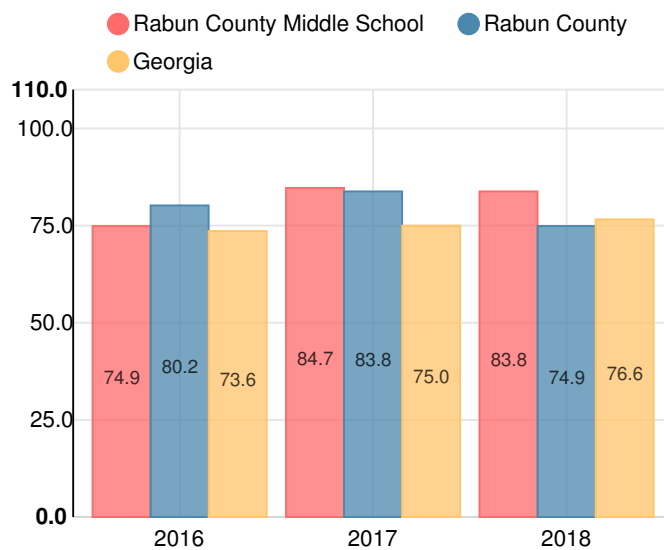
School Wide

B
83.8

Year	Rabun County Middle School
2018	B
2017	B
2016	C
2015	D
2014	C

Grade conversion	
A	90 - 100
B	80 - 89.9
C	70 - 79.9
D	60 - 69.9
F	0 - 59.9

CCRPI Single Score



Student Mobility Rate

7.4%

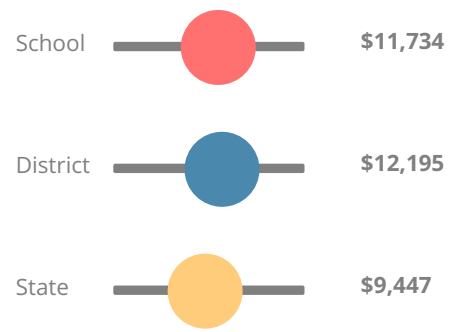
School Climate Star Rating



Financial Efficiency Star Rating

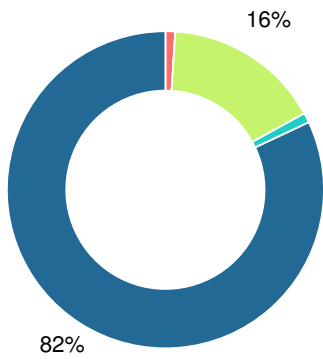


Per Pupil Expenditures



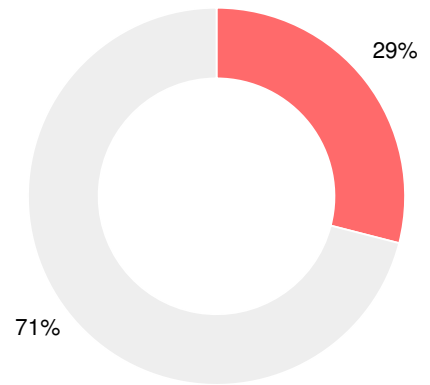
Race/Ethnicity

- Asian/Pacific Islander
- American Indian/Alaskan
- Black
- Hispanic
- Multi-racial
- White



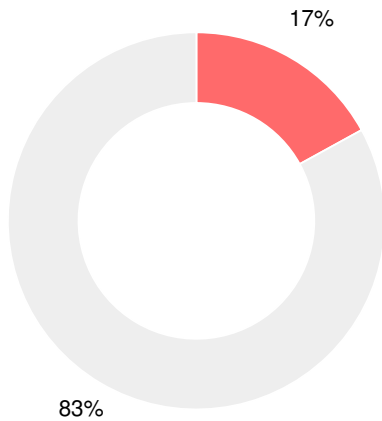
Economically Disadvantaged (ED)

- ED
- Not ED



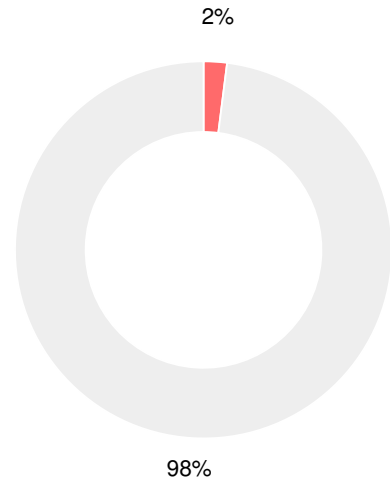
Students with Disability (SWD)

- SWD
- Not SWD



English Language Learners (ELL)

- ELL
- Not ELL



Middle School

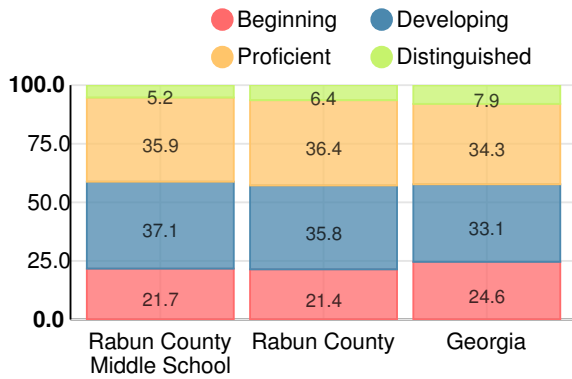
CCRPI Score

Rabun County Middle School

Indicator	2018
Content Mastery	75.9
Progress	89.0
Closing Gaps	87.5
Readiness	83.9
CCRPI Score	83.8

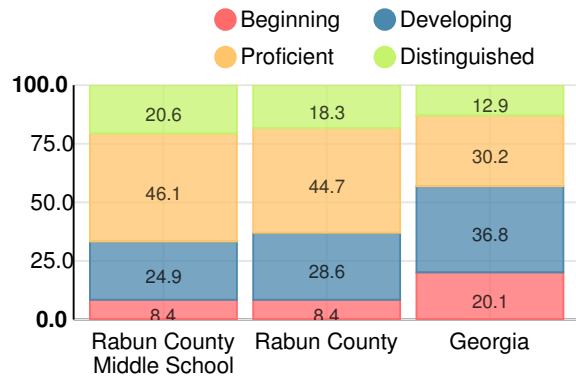
English

Percent of students scoring in each performance level on 2018 Georgia Milestones for middle school grades



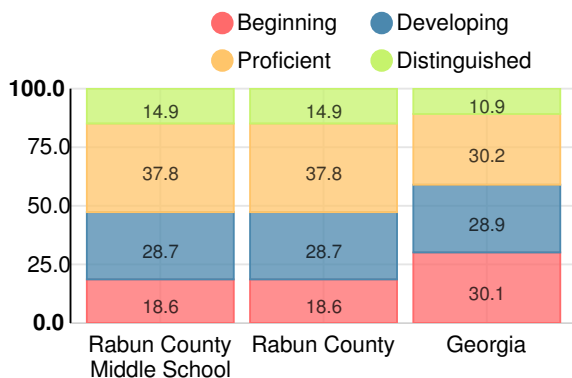
Mathematics

Percent of students scoring in each performance level on 2018 Georgia Milestones for middle school grades



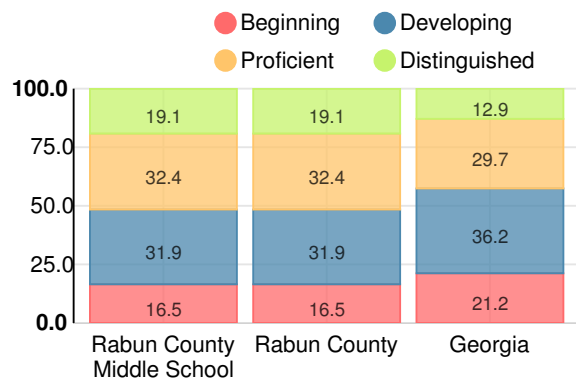
Science

Percent of students scoring in each performance level on 2018 Georgia Milestones for middle school grades



Social Studies

Percent of students scoring in each performance level on 2018 Georgia Milestones for middle school grades



Reading at or above the Grade Level Target (8th Grade)

Percent of students in grade 8 achieving Lexile measure greater than 1097

