

Glennville Middle School

 721 E Barnard St, Glennville, GA 30427

 (912)654-1467

 Grades: 6-8

 Enrollment: 354 students

Note: For information on educator qualifications and other federal reporting requirements, [click here](#). Discipline data are available in the [K-12 Student Discipline Dashboard](#).

Performance Snapshot

- Glennville Middle School's **overall performance is higher than 73% of schools in the state** and is higher than its district.
- Its students' **academic growth is higher than 92% of schools in the state** and similar to its district.
- **62.6% of its 8th grade students are reading at or above the grade level target.**
- Glennville Middle School is **Beating the Odds**, meaning that it performs better than similar schools.

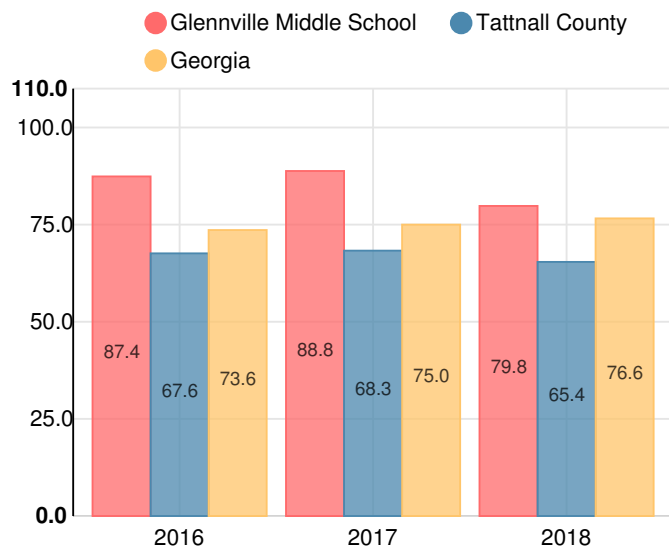
School Wide

C
79.8

Year	Glennville Middle School
2018	C
2017	B
2016	B
2015	B
2014	B

Grade conversion	
A	90 - 100
B	80 - 89.9
C	70 - 79.9
D	60 - 69.9
F	0 - 59.9

CCRPI Single Score



Student Mobility Rate

16.7%

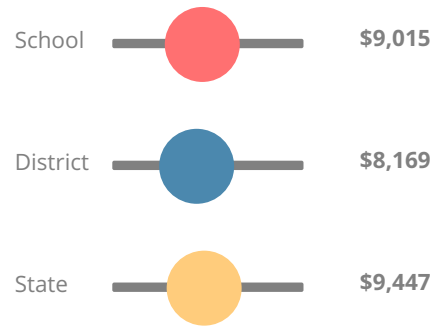
School Climate Star Rating



Financial Efficiency Star Rating

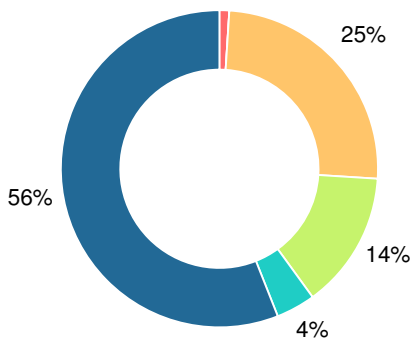


Per Pupil Expenditures



Race/Ethnicity

- Asian/Pacific Islander
- American Indian/Alaskan
- Black
- Hispanic
- Multi-racial
- White



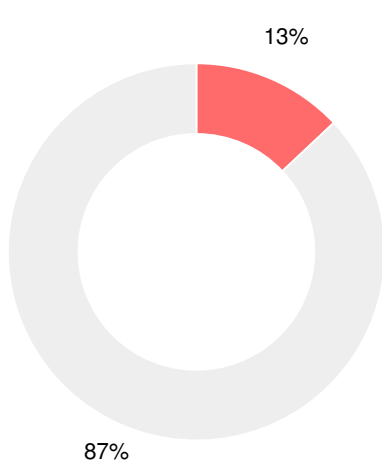
Economically Disadvantaged (ED)

- ED
- Not ED



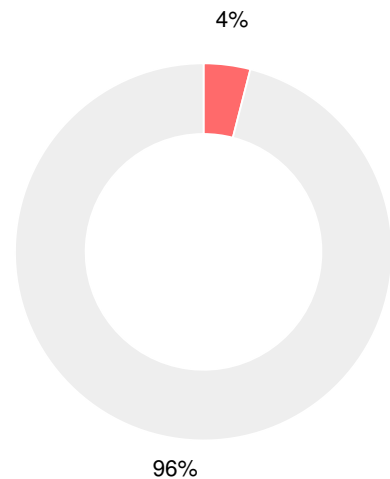
Students with Disability (SWD)

- SWD
- Not SWD



English Language Learners (ELL)

- ELL
- Not ELL



Middle School

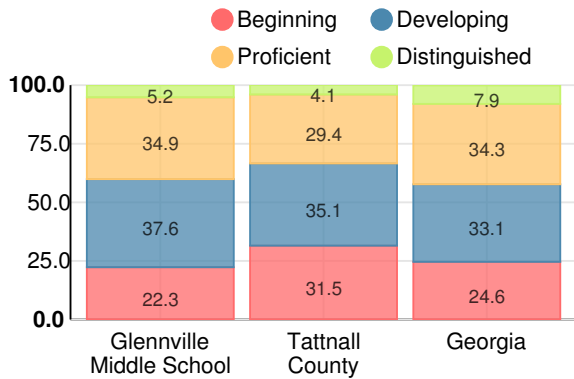
CCRPI Score

Glennville Middle School

Indicator	2018
Content Mastery	70.1
Progress	94.5
Closing Gaps	58.3
Readiness	84.6
CCRPI Score	79.8

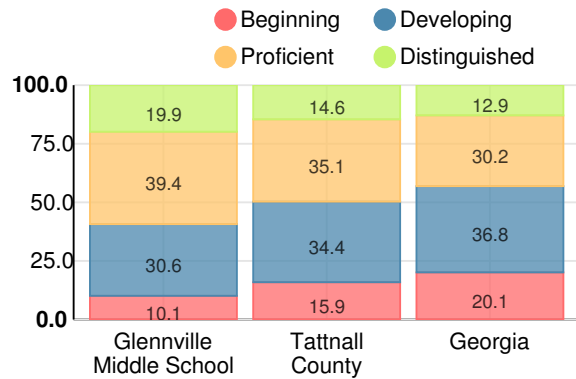
English

Percent of students scoring in each performance level on 2018 Georgia Milestones for middle school grades



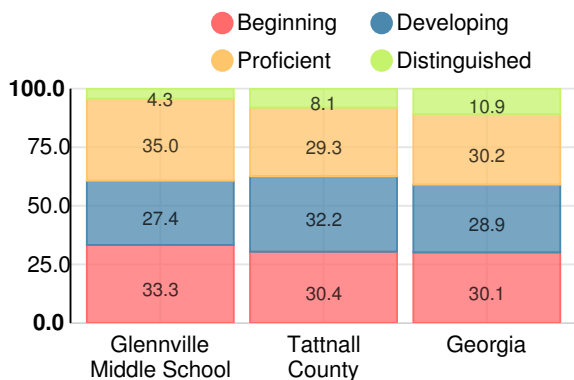
Mathematics

Percent of students scoring in each performance level on 2018 Georgia Milestones for middle school grades



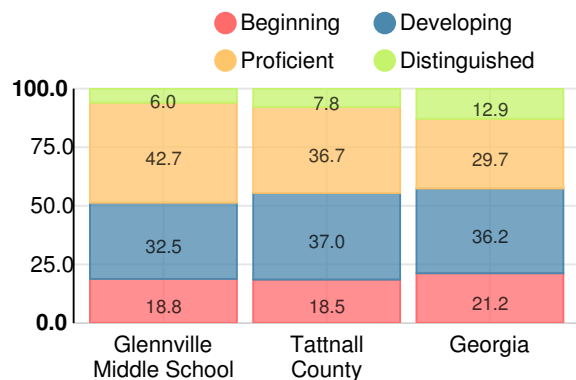
Science

Percent of students scoring in each performance level on 2018 Georgia Milestones for middle school grades



Social Studies

Percent of students scoring in each performance level on 2018 Georgia Milestones for middle school grades



Reading at or above the Grade Level Target (8th Grade)

Percent of students in grade 8 achieving Lexile measure greater than 1097

