


# Reidsville Elementary School

 147 Chandler Ave, Reidsville, GA 30453

 (912)557-6711

 Grades: K-5

 Enrollment: 714 students

Note: For information on educator qualifications and other federal reporting requirements, [click here](#). Discipline data are available in the [K-12 Student Discipline Dashboard](#).

### Performance Snapshot

- Reidsville Elementary School's **overall performance is higher than 20% of schools in the state** and is lower than its district.
- Its students' **academic growth is higher than 6% of schools in the state** and lower than its district.
- **32.8% of its 3rd grade students are reading at or above the grade level target.**

## School Wide

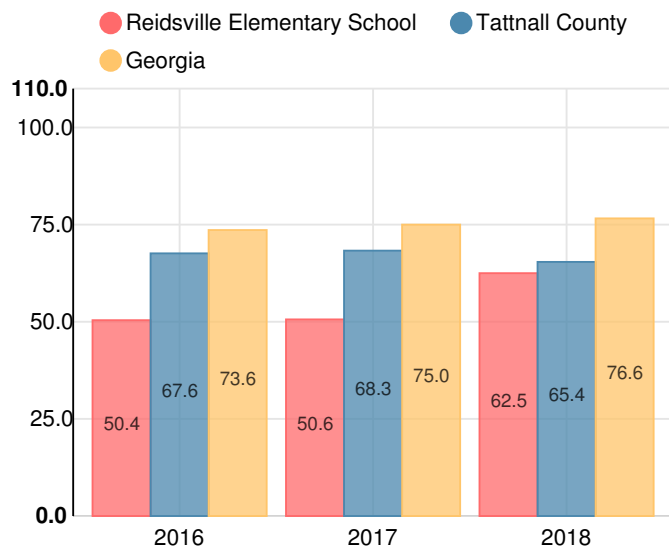
# D

## 62.5

Year	Reidsville Elementary School
2018	D
2017	F
2016	F
2015	D
2014	D

Grade conversion	
A	90 - 100
B	80 - 89.9
C	70 - 79.9
D	60 - 69.9
F	0 - 59.9

### CCRPI Single Score



Student Mobility Rate

14.9%

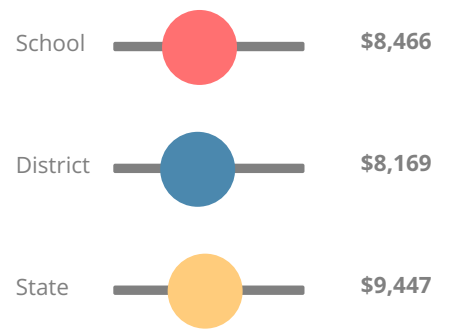
School Climate Star Rating



Financial Efficiency Star Rating

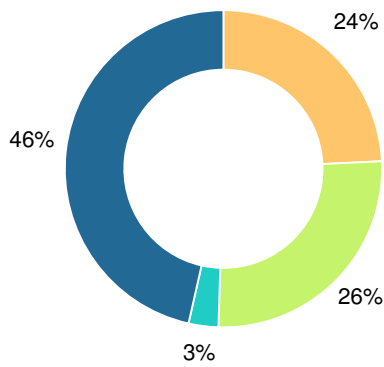


Per Pupil Expenditures



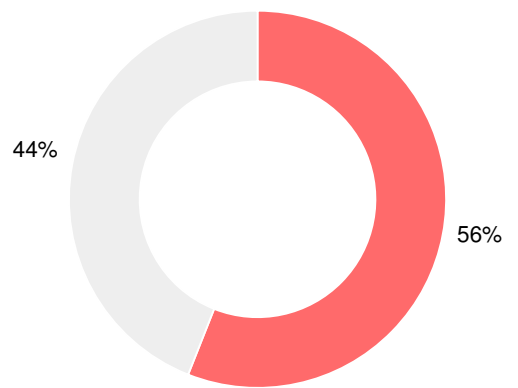
Race/Ethnicity

- Asian/Pacific Islander
- American Indian/Alaskan
- Black
- Hispanic
- Multi-racial
- White



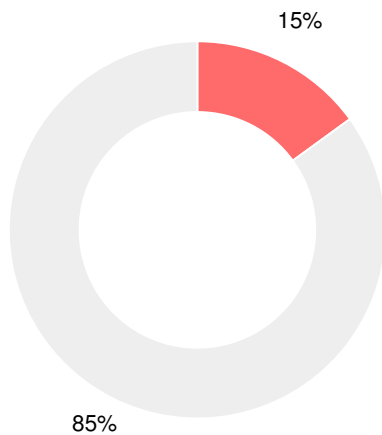
Economically Disadvantaged (ED)

- ED
- Not ED



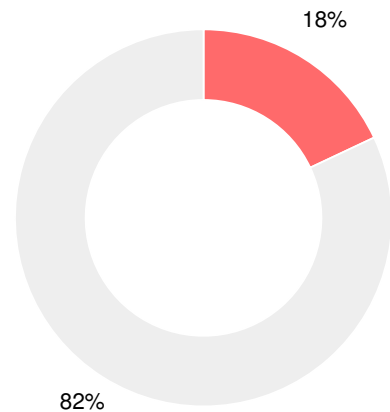
Students with Disability (SWD)

- SWD
- Not SWD



English Language Learners (ELL)

- ELL
- Not ELL



# Elementary

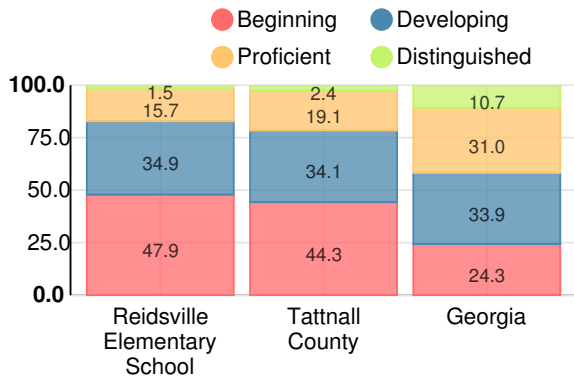
## CCRPI Score

### Reidsville Elementary School

Indicator	2018
Content Mastery	44.0
Progress	65.6
Closing Gaps	80.4
Readiness	71.6
<b>CCRPI Score</b>	<b>62.5</b>

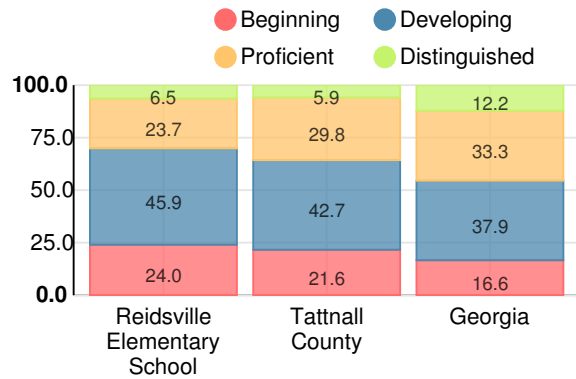
### English

Percent of students scoring in each performance level on 2018 Georgia Milestones for elementary grades



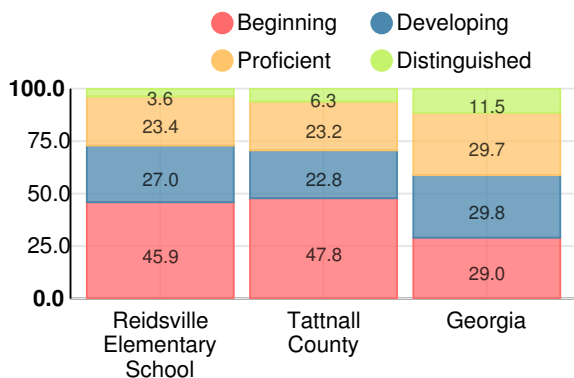
### Mathematics

Percent of students scoring in each performance level on 2018 Georgia Milestones for elementary grades



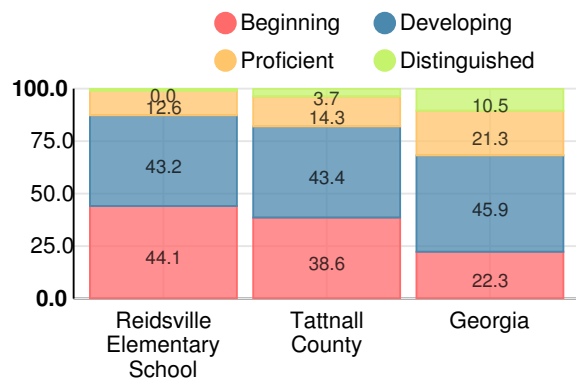
### Science

Percent of students scoring in each performance level on 2018 Georgia Milestones for elementary grades



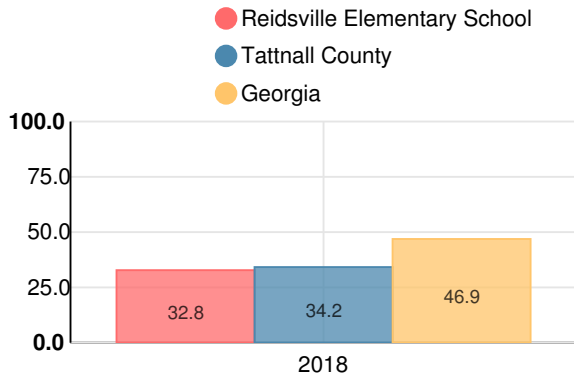
### Social Studies

Percent of students scoring in each performance level on 2018 Georgia Milestones for elementary grades



**Reading at or above the Grade Level Target (3rd Grade)**

Percent of students in grade 3 achieving Lexile measure equal to or greater than 670



**Reading at or above the Grade Level Target (5th Grade)**

Percent of students in grade 5 achieving Lexile measure equal to or greater than 920

