



Bishop Hall Charter School

 220 North Pinetree Blvd., Thomasville, GA 31792

 (229)227-1397

 Grades: 8-12

 Enrollment: 216 students

Note: For information on educator qualifications and other federal reporting requirements, [click here](#). Discipline data are available in the [K-12 Student Discipline Dashboard](#).

Performance Snapshot

- Bishop Hall Charter School's **overall performance is higher than 11% of schools in the state** and is lower than its district.
- Its students' **academic growth is higher than 44% of schools in the state** and lower than its district.
- **58.8% of its 8th grade students are reading at or above the grade level target.**
- **Its four-year graduation rate is 83.8%**, which is **higher than 36% of high schools in the state** and lower than its district.
- **27.3% of graduates are college and career ready.**

School Wide

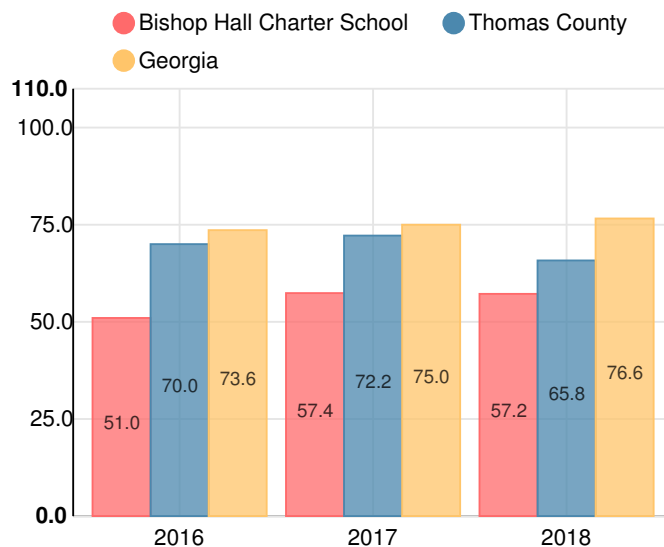
F

57.2

Year	Bishop Hall Charter School
2018	F
2017	F
2016	F
2015	F
2014	F

Grade conversion	
A	90 - 100
B	80 - 89.9
C	70 - 79.9
D	60 - 69.9
F	0 - 59.9

CCRPI Single Score



Student Mobility Rate

55.8%

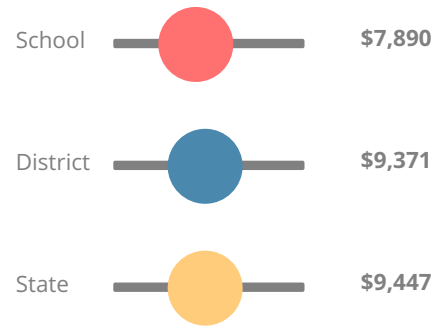
School Climate Star Rating



Financial Efficiency Star Rating

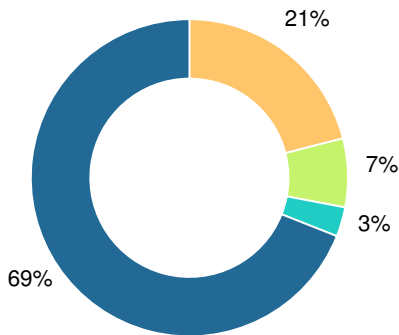


Per Pupil Expenditures



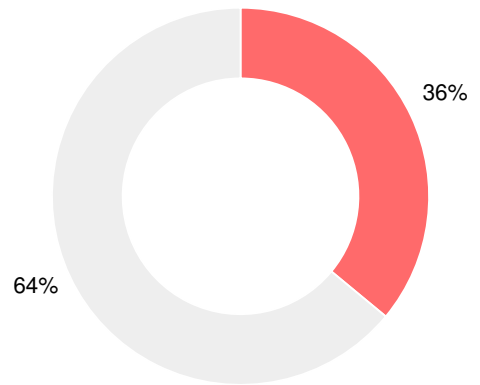
Race/Ethnicity

- Asian/Pacific Islander
- American Indian/Alaskan
- Black
- Hispanic
- Multi-racial
- White



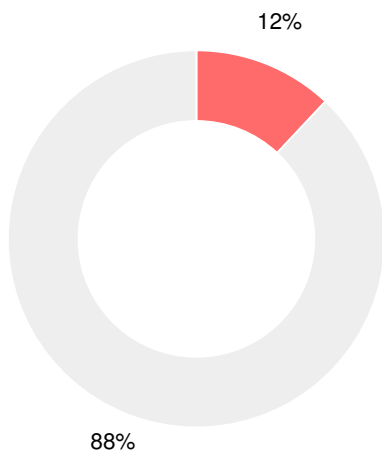
Economically Disadvantaged (ED)

- ED
- Not ED



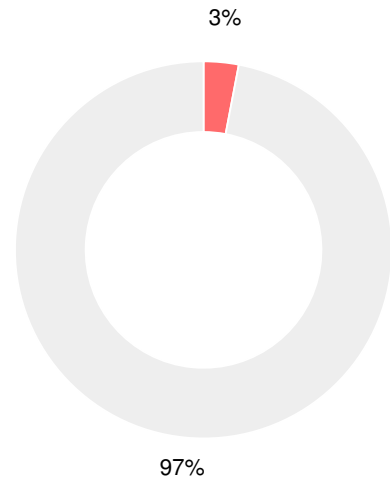
Students with Disability (SWD)

- SWD
- Not SWD



English Language Learners (ELL)

- ELL
- Not ELL



Middle School

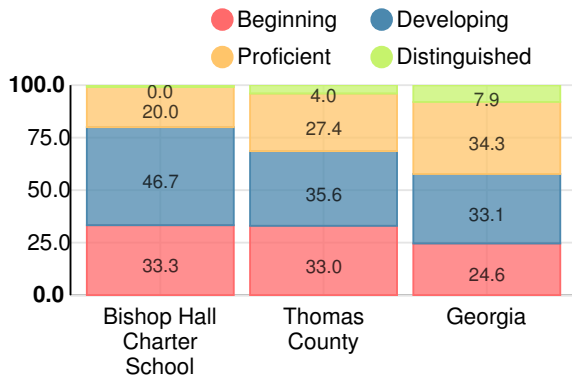
CCRPI Score

Bishop Hall Charter School

Indicator	2018
Content Mastery	36.3
Progress	n/a
Closing Gaps	100.0
Readiness	84.8
CCRPI Score	65.9

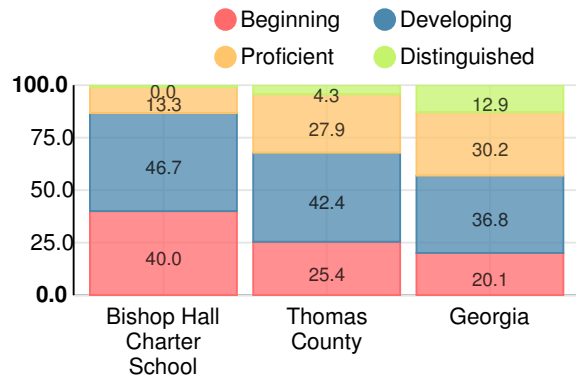
English

Percent of students scoring in each performance level on 2018 Georgia Milestones for middle school grades



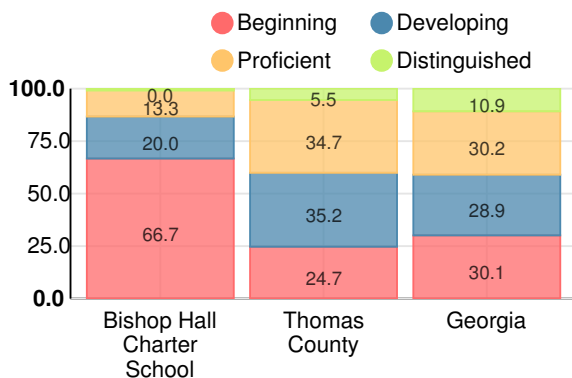
Mathematics

Percent of students scoring in each performance level on 2018 Georgia Milestones for middle school grades



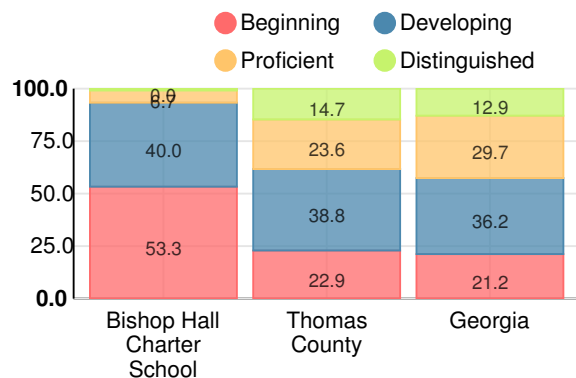
Science

Percent of students scoring in each performance level on 2018 Georgia Milestones for middle school grades



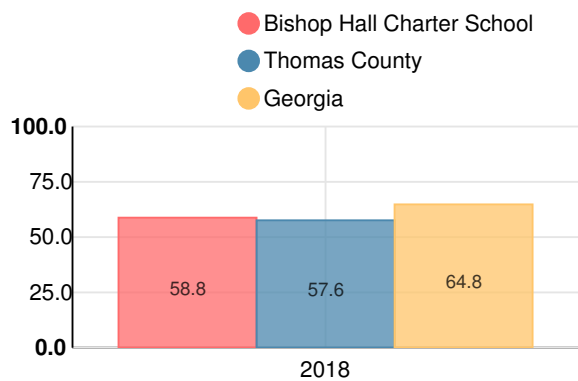
Social Studies

Percent of students scoring in each performance level on 2018 Georgia Milestones for middle school grades



Reading at or above the Grade Level Target (8th Grade)

Percent of students in grade 8 achieving Lexile measure greater than 1097



High School

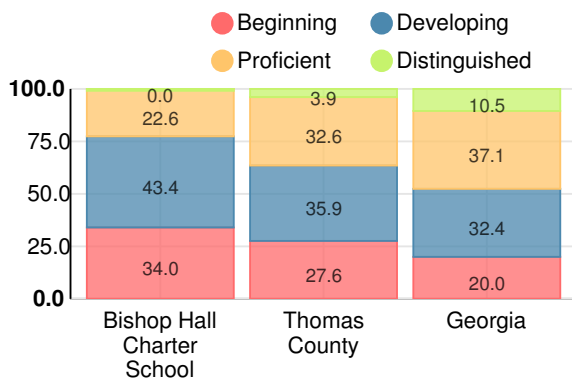
CCRPI Score

Bishop Hall Charter School

Indicator	2018
Content Mastery	24.4
Progress	80.5
Closing Gaps	37.5
Readiness	59.2
Graduation Rate	83.8
CCRPI Score	56.7

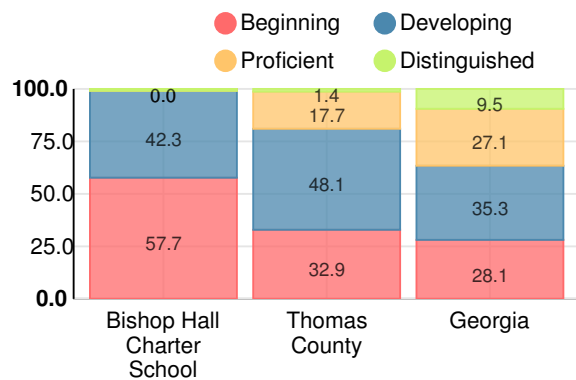
American Literature & Composition

Percent of students scoring in each performance level on 2018 Georgia Milestones



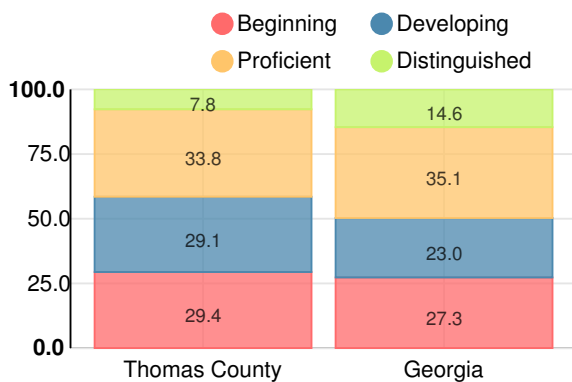
Coordinate Algebra/Algebra I

Percent of students scoring in each performance level on 2018 Georgia Milestones



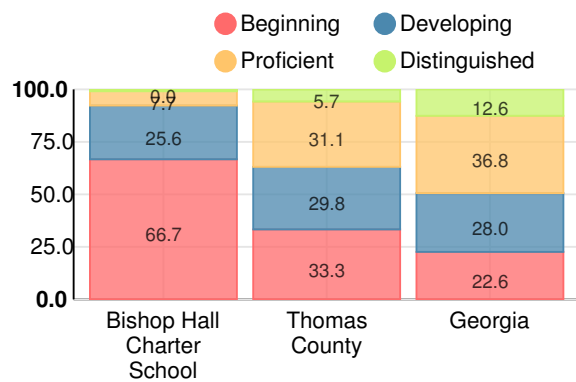
Biology

Percent of students scoring in each performance level on 2018 Georgia Milestones



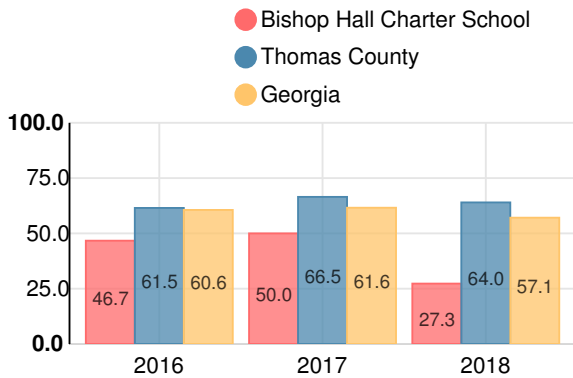
US History

Percent of students scoring in each performance level on 2018 Georgia Milestones



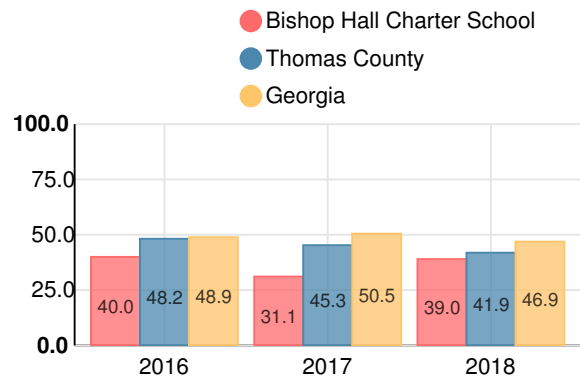
College & Career Readiness

Percent of 12th grade students who are college and career ready

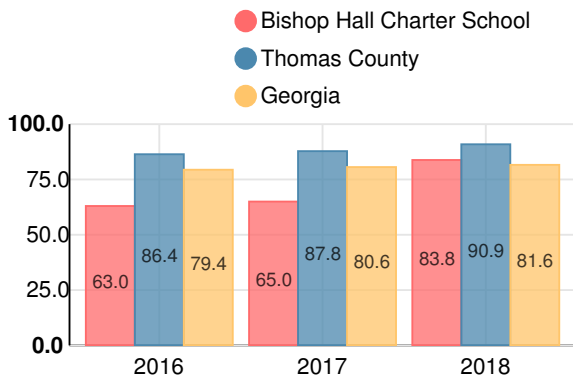


Accelerated Course Taking

Percent of high school graduates earning high school credit for accelerated enrollment



Four-Year Graduation Rate



College Enrollment Rate

