



Thomas County Middle School

 4686 US Highway 84 Bypass, Thomasville, GA 31792

 (229)225-4394

 Grades: 5-8

 Enrollment: 1742 students

Note: For information on educator qualifications and other federal reporting requirements, [click here](#). Discipline data are available in the [K-12 Student Discipline Dashboard](#).

Performance Snapshot

- Thomas County Middle School's **overall performance is higher than 25% of schools in the state** and is similar to its district.
- Its elementary students' **academic growth is higher than 1% of elementary schools in the state** and lower than its district.
- Its middle school students' **academic growth is higher than 39% of middle schools in the state**.
- **57.6% of its 8th grade students are reading at or above the grade level target**.

School Wide

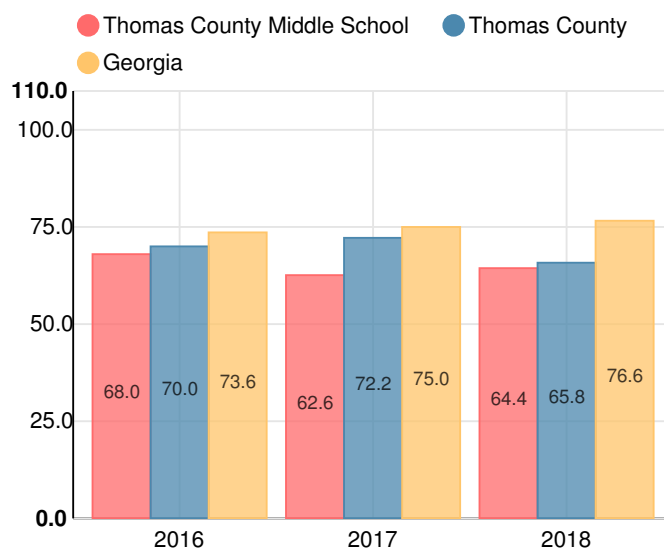
D

64.4

Year	Thomas County Middle School
2018	D
2017	D
2016	D
2015	C
2014	C

Grade conversion	
A	90 - 100
B	80 - 89.9
C	70 - 79.9
D	60 - 69.9
F	0 - 59.9

CCRPI Single Score



Student Mobility Rate

10.8%

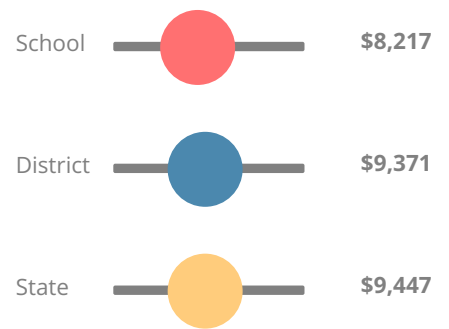
School Climate Star Rating



Financial Efficiency Star Rating

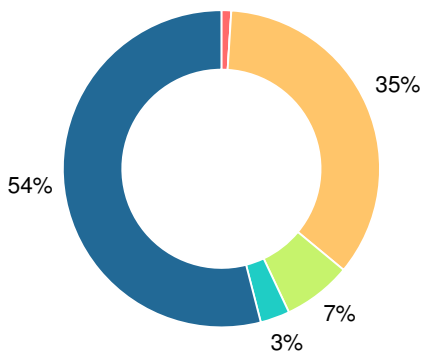


Per Pupil Expenditures



Race/Ethnicity

- Asian/Pacific Islander
- American Indian/Alaskan
- Black
- Hispanic
- Multi-racial
- White



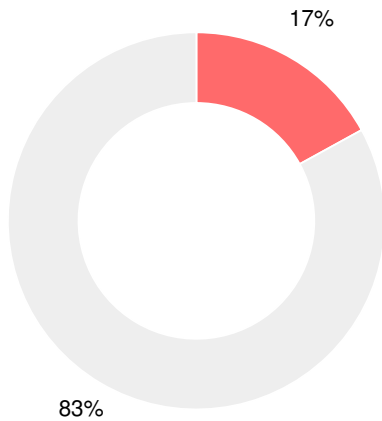
Economically Disadvantaged (ED)

- ED
- Not ED



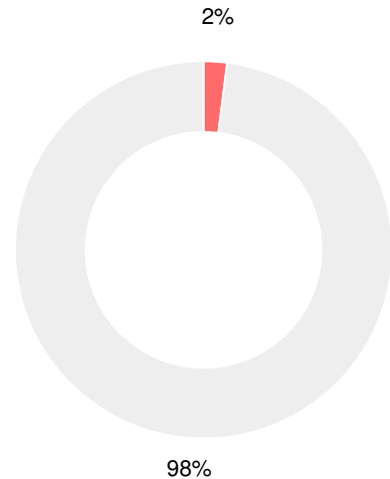
Students with Disability (SWD)

- SWD
- Not SWD



English Language Learners (ELL)

- ELL
- Not ELL



Elementary

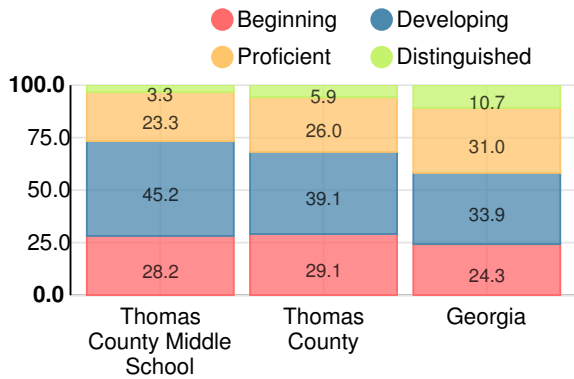
CCRPI Score

Thomas County Middle School

Indicator	2018
Content Mastery	48.1
Progress	51.0
Closing Gaps	0.0
Readiness	77.9
CCRPI Score	47.9

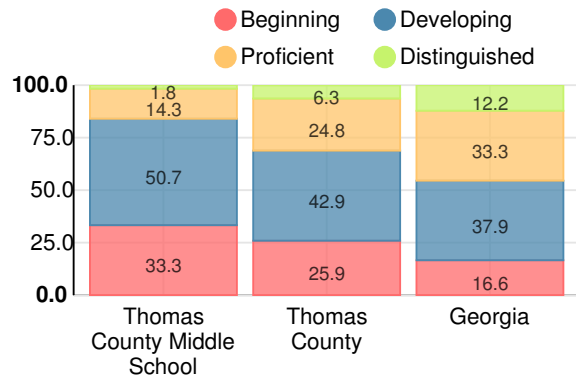
English

Percent of students scoring in each performance level on 2018 Georgia Milestones for elementary grades



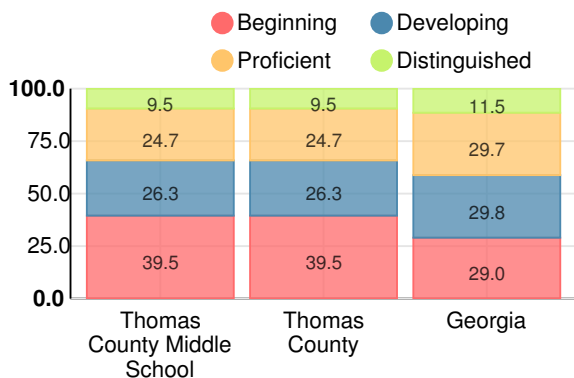
Mathematics

Percent of students scoring in each performance level on 2018 Georgia Milestones for elementary grades



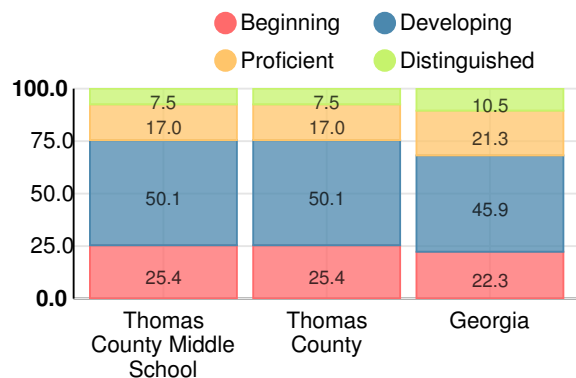
Science

Percent of students scoring in each performance level on 2018 Georgia Milestones for elementary grades



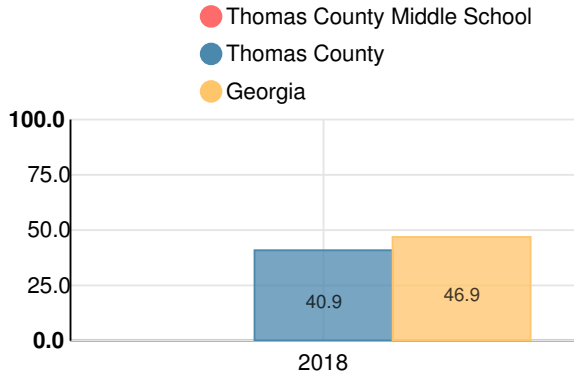
Social Studies

Percent of students scoring in each performance level on 2018 Georgia Milestones for elementary grades



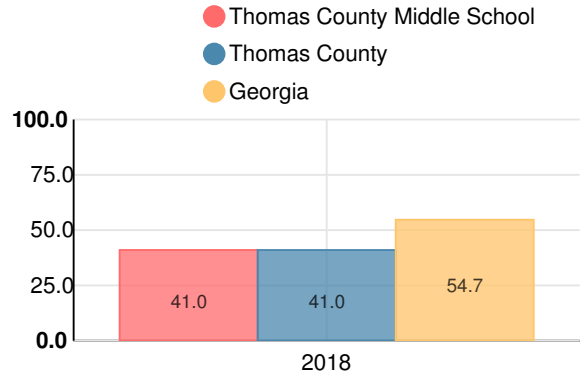
Reading at or above the Grade Level Target (3rd Grade)

Percent of students in grade 3 achieving Lexile measure equal to or greater than 670



Reading at or above the Grade Level Target (5th Grade)

Percent of students in grade 5 achieving Lexile measure equal to or greater than 920



Middle School

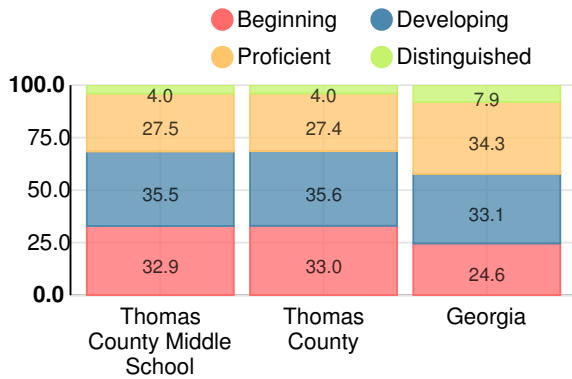
CCRPI Score

Thomas County Middle School

Indicator	2018
Content Mastery	56.2
Progress	79.0
Closing Gaps	67.3
Readiness	79.0
CCRPI Score	70.4

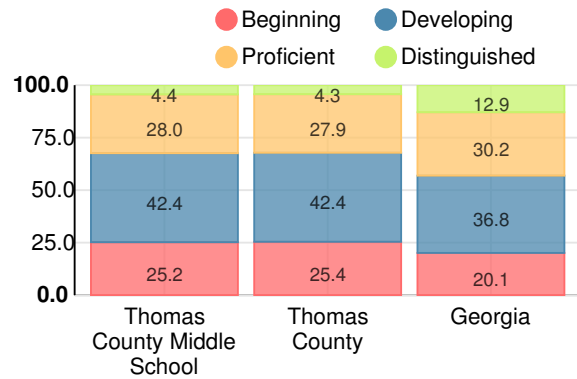
English

Percent of students scoring in each performance level on 2018 Georgia Milestones for middle school grades



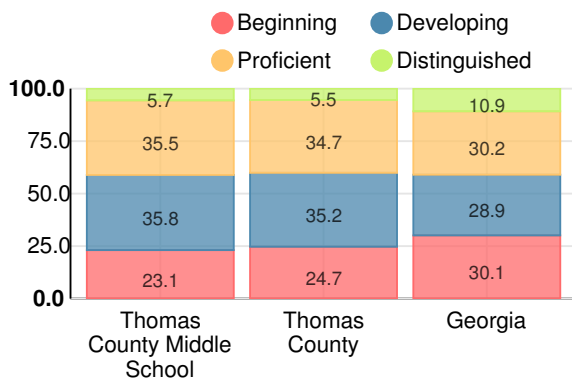
Mathematics

Percent of students scoring in each performance level on 2018 Georgia Milestones for middle school grades



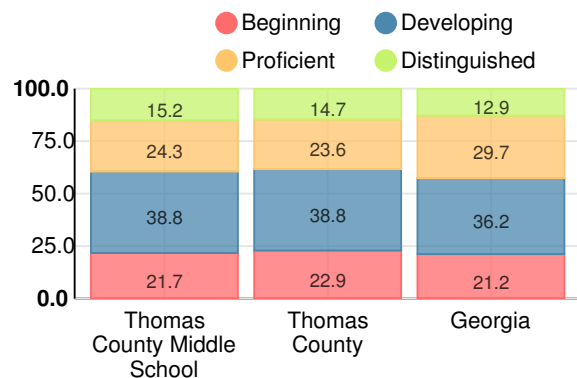
Science

Percent of students scoring in each performance level on 2018 Georgia Milestones for middle school grades



Social Studies

Percent of students scoring in each performance level on 2018 Georgia Milestones for middle school grades



Reading at or above the Grade Level Target (8th Grade)

Percent of students in grade 8 achieving Lexile measure greater than 1097

