



# Bay Creek Elementary School

 100 Homer Moon Rd, Loganville, GA 30052

 (770)466-2271

 Grades: K-5

 Enrollment: 583 students

Note: For information on educator qualifications and other federal reporting requirements, [click here](#). Discipline data are available in the [K-12 Student Discipline Dashboard](#).

### Performance Snapshot

- Bay Creek Elementary School's **overall performance is higher than 16% of schools in the state** and is lower than its district.
- Its students' **academic growth is higher than 15% of schools in the state** and lower than its district.
- **46.7% of its 3rd grade students are reading at or above the grade level target.**

## School Wide

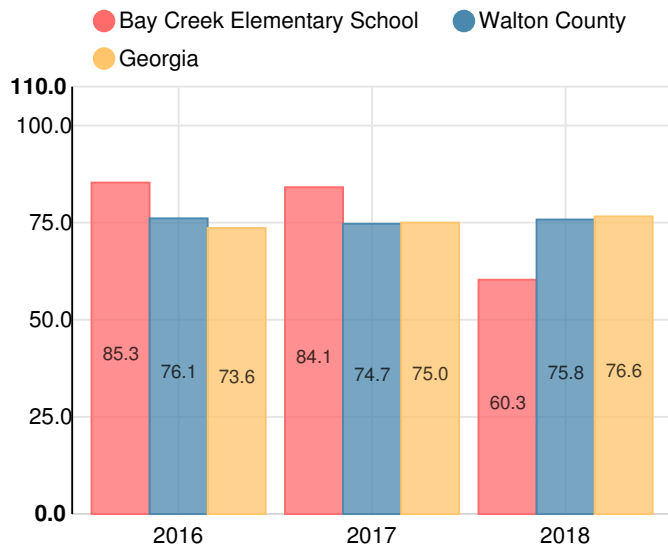
# D

## 60.3

Year	Bay Creek Elementary School
2018	D
2017	B
2016	B
2015	B
2014	C

Grade conversion	
A	90 - 100
B	80 - 89.9
C	70 - 79.9
D	60 - 69.9
F	0 - 59.9

### CCRPI Single Score



Student Mobility Rate

23.5%

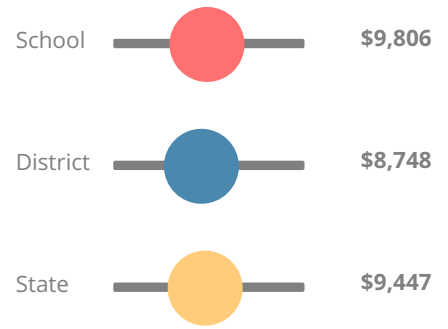
School Climate Star Rating



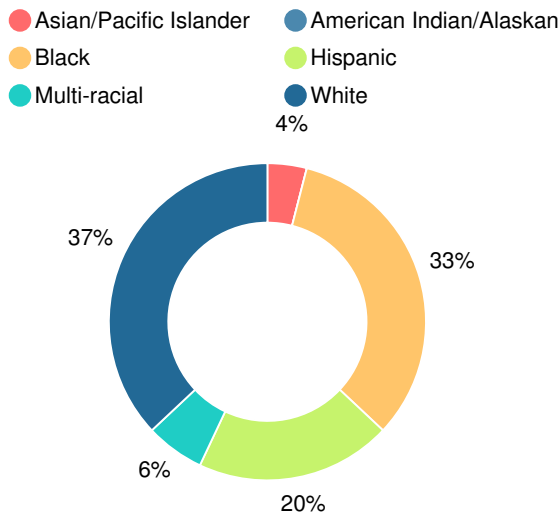
Financial Efficiency Star Rating



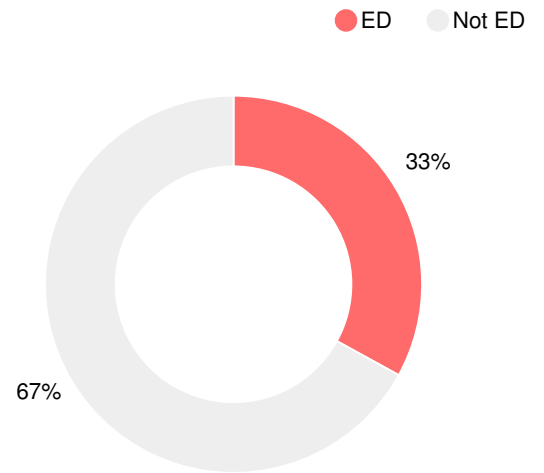
Per Pupil Expenditures



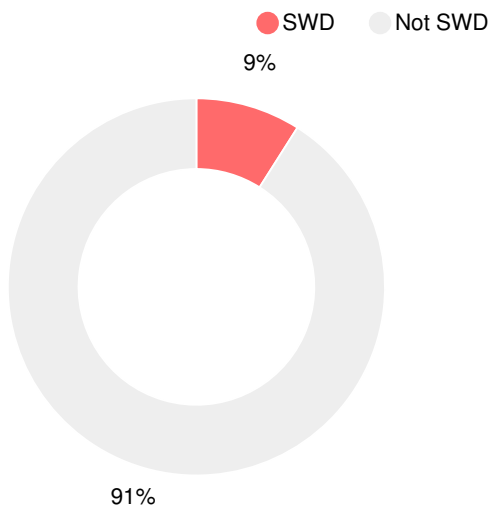
Race/Ethnicity



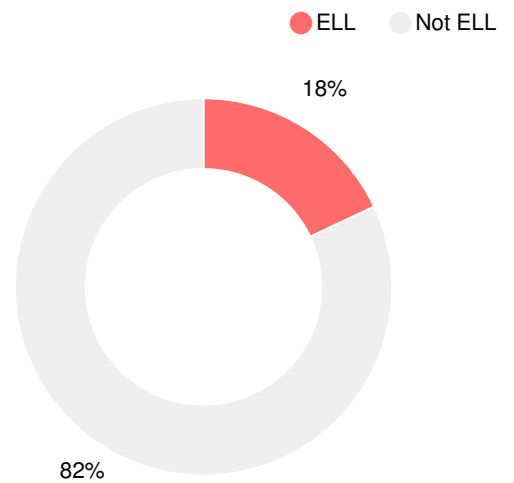
Economically Disadvantaged (ED)



Students with Disability (SWD)



English Language Learners (ELL)



# Elementary

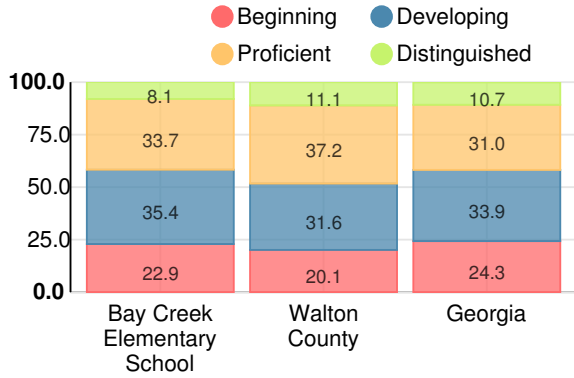
## CCRPI Score

### Bay Creek Elementary School

Indicator	2018
Content Mastery	59.8
Progress	71.3
Closing Gaps	6.3
Readiness	82.1
<b>CCRPI Score</b>	<b>60.3</b>

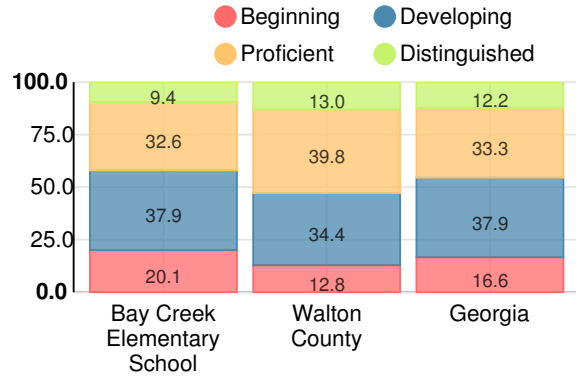
### English

Percent of students scoring in each performance level on 2018 Georgia Milestones for elementary grades



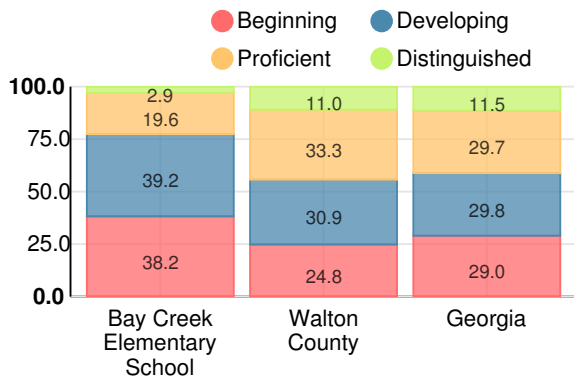
### Mathematics

Percent of students scoring in each performance level on 2018 Georgia Milestones for elementary grades



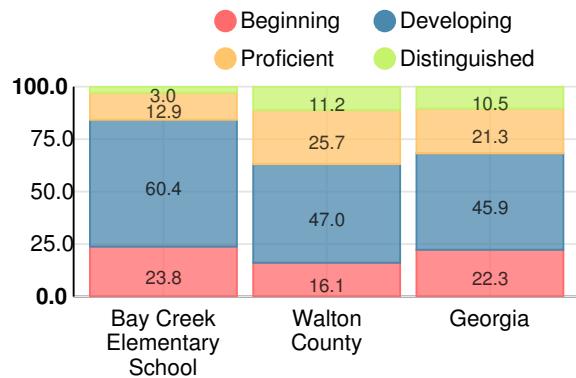
### Science

Percent of students scoring in each performance level on 2018 Georgia Milestones for elementary grades



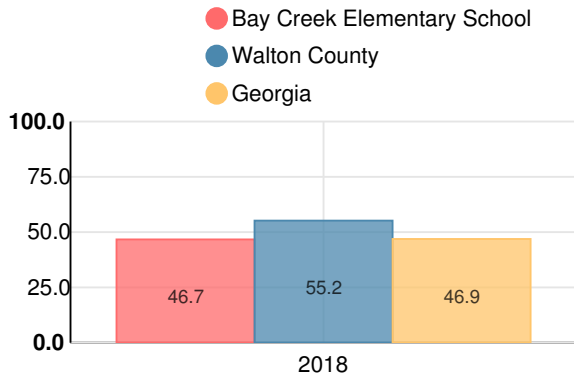
### Social Studies

Percent of students scoring in each performance level on 2018 Georgia Milestones for elementary grades



**Reading at or above the Grade Level Target (3rd Grade)**

Percent of students in grade 3 achieving Lexile measure equal to or greater than 670



**Reading at or above the Grade Level Target (5th Grade)**

Percent of students in grade 5 achieving Lexile measure equal to or greater than 920

