



# Loganville Elementary School

 4303 Lawrenceville Hwy, Loganville, GA 30052

 (770)466-4834

 Grades: K-5

 Enrollment: 916 students

Note: For information on educator qualifications and other federal reporting requirements, [click here](#). Discipline data are available in the [K-12 Student Discipline Dashboard](#).

## Performance Snapshot

- Loganville Elementary School's **overall performance is higher than 92% of schools in the state** and is higher than its district.
- Its students' **academic growth is higher than 81% of schools in the state** and higher than its district.
- **65.4% of its 3rd grade students are reading at or above the grade level target.**
- Loganville Elementary School is **Beating the Odds**, meaning that it performs better than similar schools.

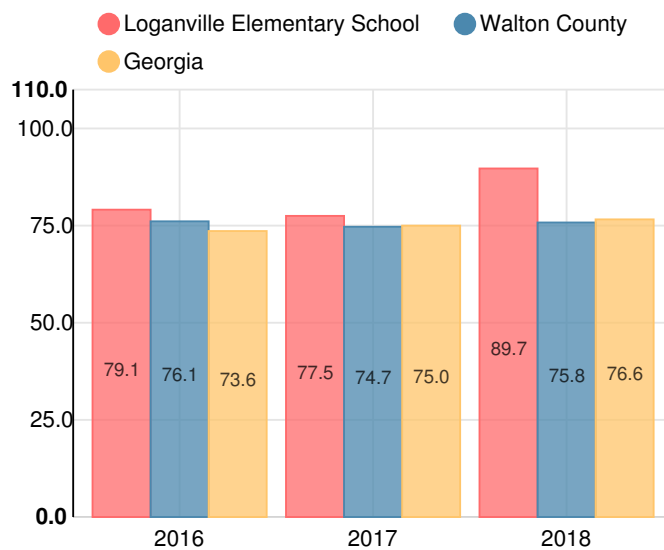
## School Wide

**B**  
**89.7**

Year	Loganville Elementary School
2018	B
2017	C
2016	C
2015	B
2014	D

Grade conversion	
A	90 - 100
B	80 - 89.9
C	70 - 79.9
D	60 - 69.9
F	0 - 59.9

## CCRPI Single Score



Student Mobility Rate

8.4%

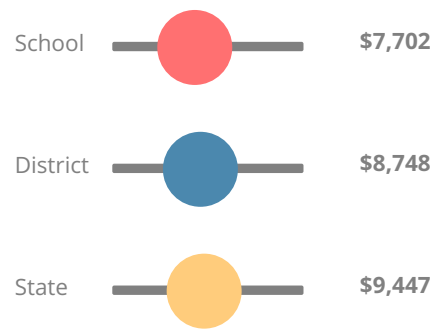
School Climate Star Rating



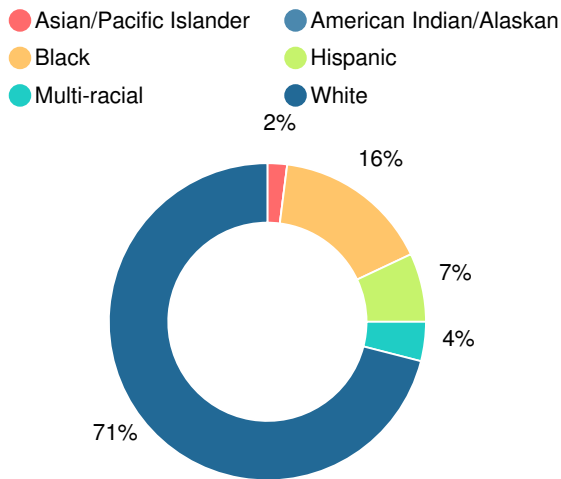
Financial Efficiency Star Rating



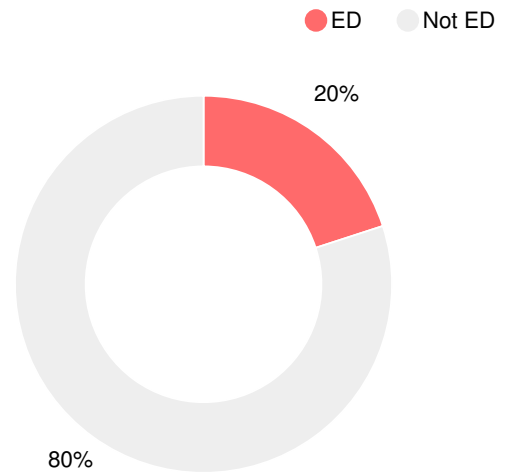
Per Pupil Expenditures



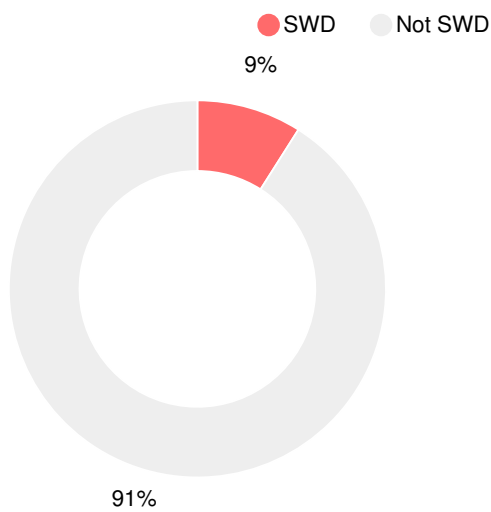
Race/Ethnicity



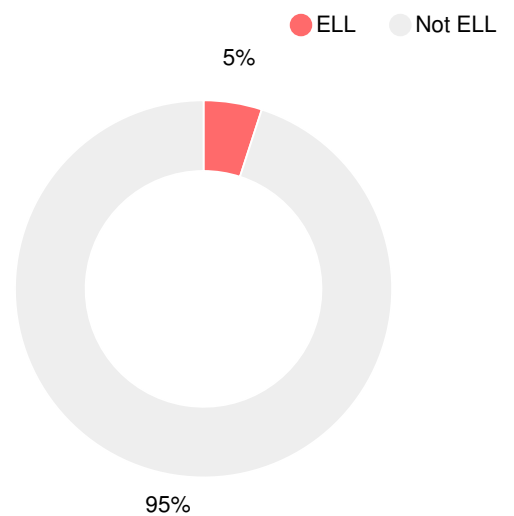
Economically Disadvantaged (ED)



Students with Disability (SWD)



English Language Learners (ELL)



# Elementary

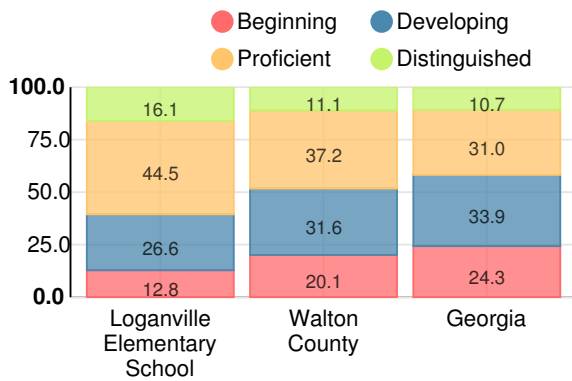
## CCRPI Score

### Loganville Elementary School

Indicator	2018
Content Mastery	87.1
Progress	92.0
Closing Gaps	93.2
Readiness	87.0
<b>CCRPI Score</b>	<b>89.7</b>

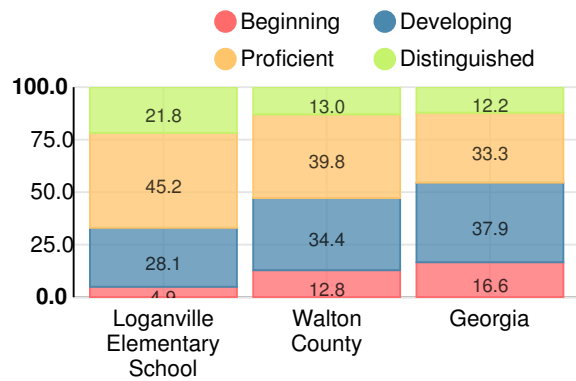
### English

Percent of students scoring in each performance level on 2018 Georgia Milestones for elementary grades



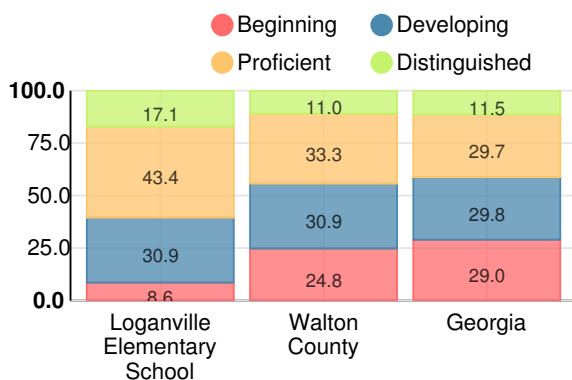
### Mathematics

Percent of students scoring in each performance level on 2018 Georgia Milestones for elementary grades



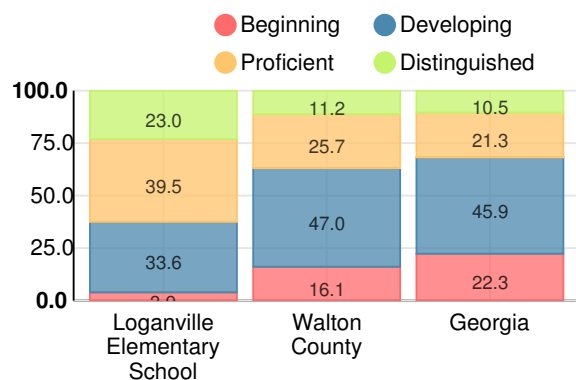
### Science

Percent of students scoring in each performance level on 2018 Georgia Milestones for elementary grades



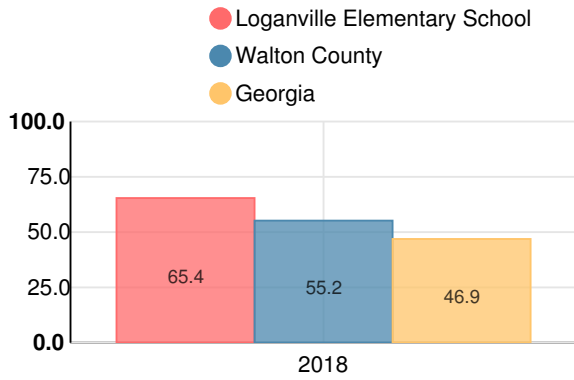
### Social Studies

Percent of students scoring in each performance level on 2018 Georgia Milestones for elementary grades



**Reading at or above the Grade Level Target (3rd Grade)**

Percent of students in grade 3 achieving Lexile measure equal to or greater than 670



**Reading at or above the Grade Level Target (5th Grade)**

Percent of students in grade 5 achieving Lexile measure equal to or greater than 920

