



Loganville High School

 100 Trident Trail, Loganville, GA 30052

 (678)684-2880

 Grades: 9-12

 Enrollment: 1660 students

Note: For information on educator qualifications and other federal reporting requirements, [click here](#). Discipline data are available in the [K-12 Student Discipline Dashboard](#).

Performance Snapshot

- Loganville High School's **overall performance is higher than 75% of schools in the state** and is higher than its district.
- Its students' **academic growth is higher than 51% of schools in the state** and higher than its district.
- Its **four-year graduation rate is 91.9%**, which is **higher than 71% of high schools in the state** and higher than its district.
- **68.9% of graduates are college and career ready**.

School Wide

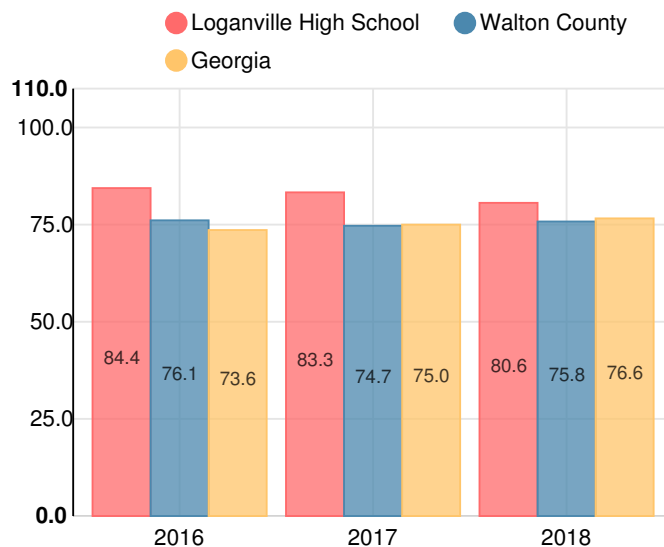
B

80.6

Year	Loganville High School
2018	B
2017	B
2016	B
2015	C
2014	C

Grade conversion	
A	90 - 100
B	80 - 89.9
C	70 - 79.9
D	60 - 69.9
F	0 - 59.9

CCRPI Single Score



Student Mobility Rate

11.4%

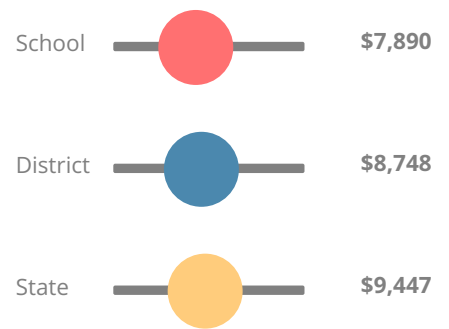
School Climate Star Rating



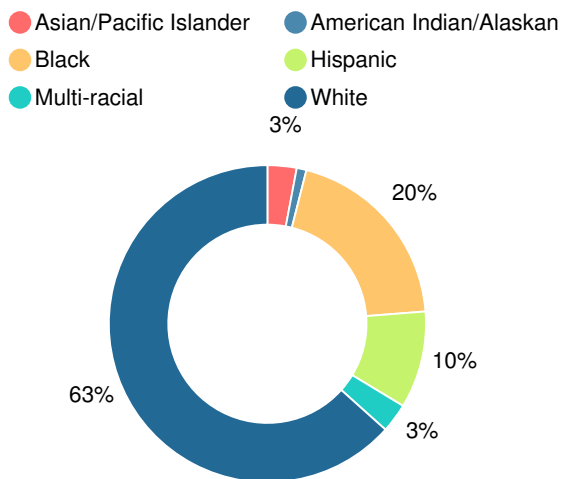
Financial Efficiency Star Rating



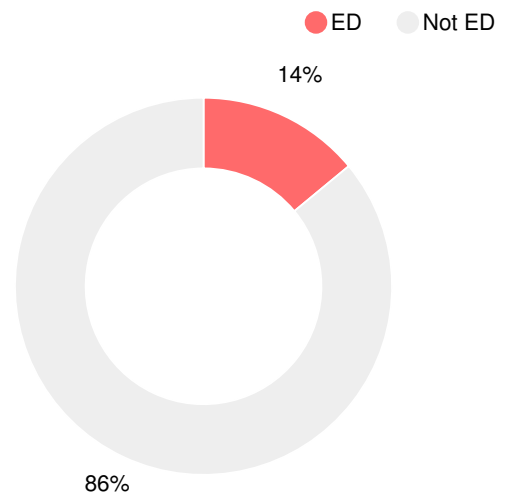
Per Pupil Expenditures



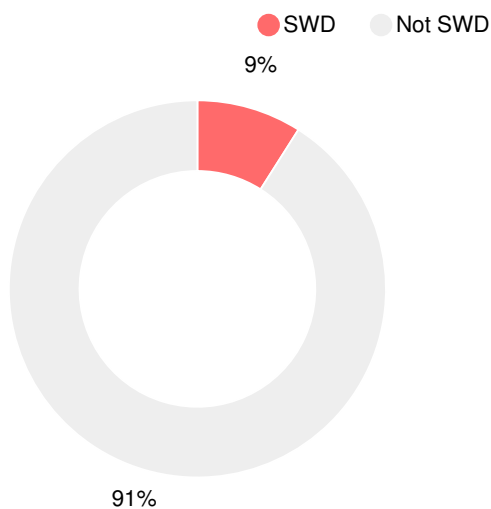
Race/Ethnicity



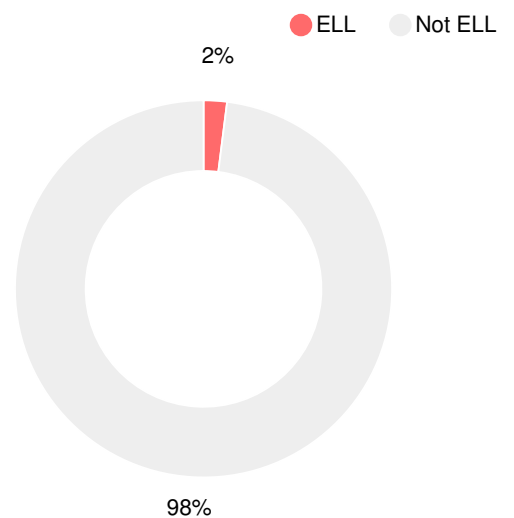
Economically Disadvantaged (ED)



Students with Disability (SWD)



English Language Learners (ELL)



High School

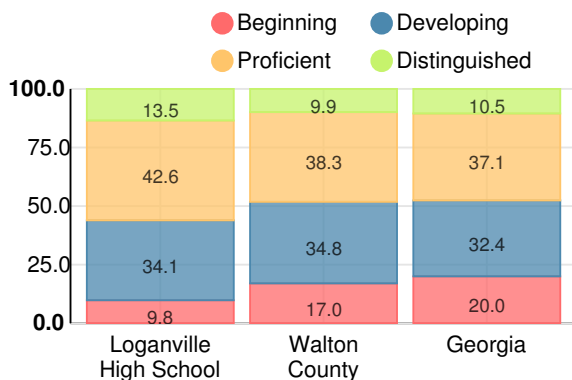
CCRPI Score

Loganville High School

Indicator	2018
Content Mastery	80.0
Progress	82.4
Closing Gaps	68.3
Readiness	76.0
Graduation Rate	91.2
CCRPI Score	80.6

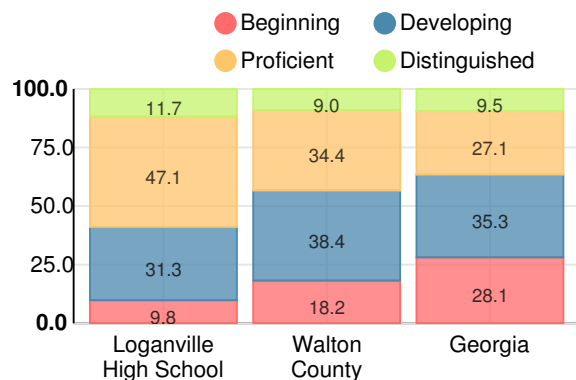
American Literature & Composition

Percent of students scoring in each performance level on 2018 Georgia Milestones



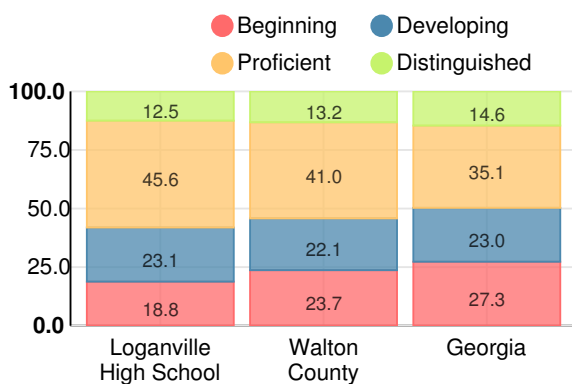
Coordinate Algebra/Algebra I

Percent of students scoring in each performance level on 2018 Georgia Milestones



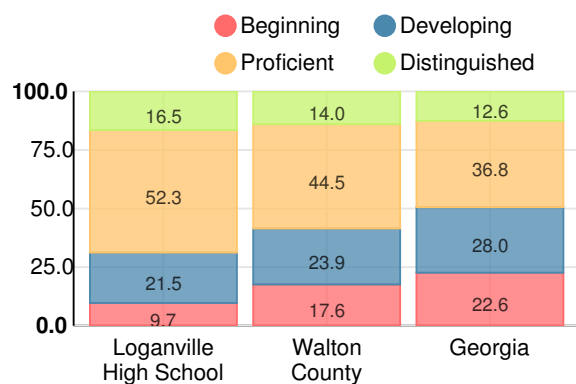
Biology

Percent of students scoring in each performance level on 2018 Georgia Milestones



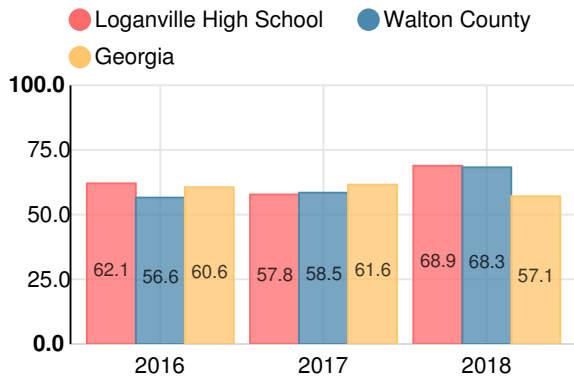
US History

Percent of students scoring in each performance level on 2018 Georgia Milestones



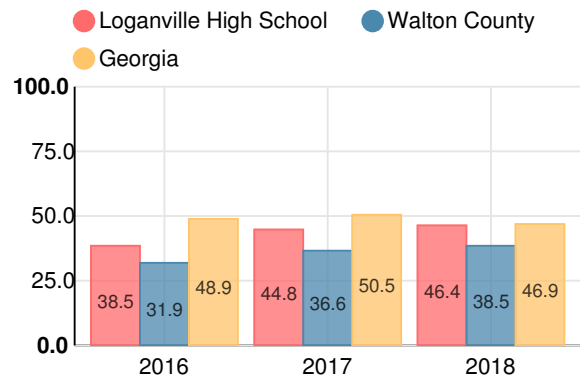
College & Career Readiness

Percent of 12th grade students who are college and career ready

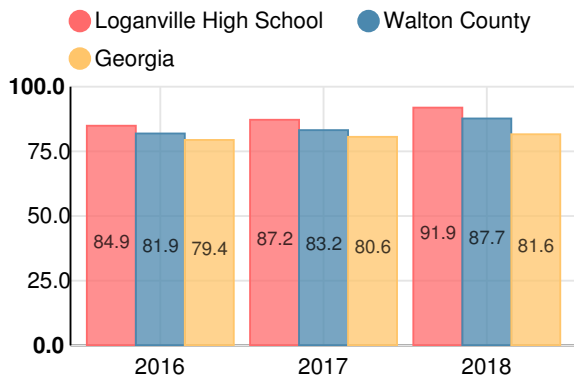


Accelerated Course Taking

Percent of high school graduates earning high school credit for accelerated enrollment



Four-Year Graduation Rate



College Enrollment Rate

