


# Youth Elementary School

 4009 Center Hill Church Road, Loganville, GA 30052

 (770)554-0172

 Grades: K-5

 Enrollment: 729 students

Note: For information on educator qualifications and other federal reporting requirements, [click here](#). Discipline data are available in the [K-12 Student Discipline Dashboard](#).

## Performance Snapshot

- Youth Elementary School's **overall performance is higher than 91% of schools in the state** and is higher than its district.
- Its students' **academic growth is higher than 62% of schools in the state** and similar to its district.
- 73.0% of its 3rd grade students are reading at or above the grade level target.**
- Youth Elementary School is **Beating the Odds**, meaning that it performs better than similar schools.

## School Wide

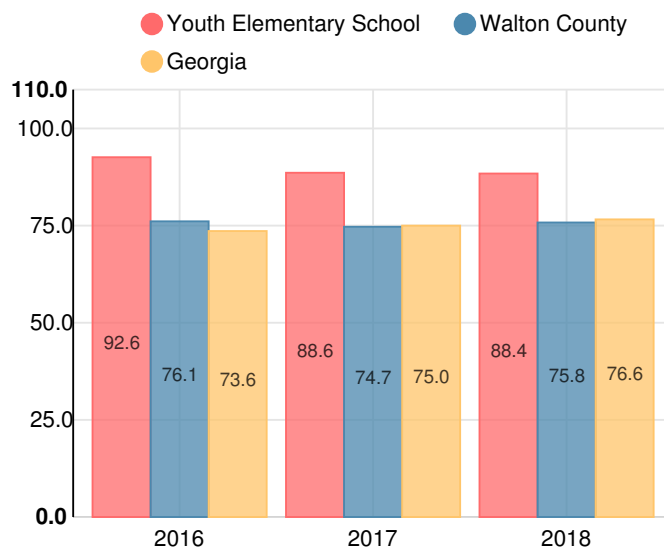
**B**

**88.4**

Year	Youth Elementary School
2018	B
2017	B
2016	A
2015	B
2014	B

Grade conversion	
A	90 - 100
B	80 - 89.9
C	70 - 79.9
D	60 - 69.9
F	0 - 59.9

## CCRPI Single Score



Student Mobility Rate

6.7%

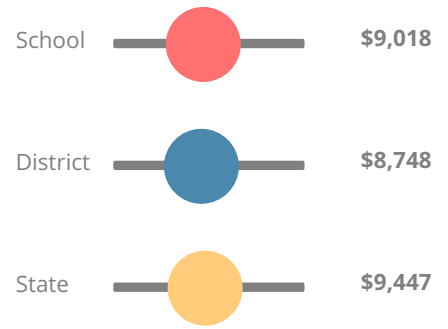
School Climate Star Rating



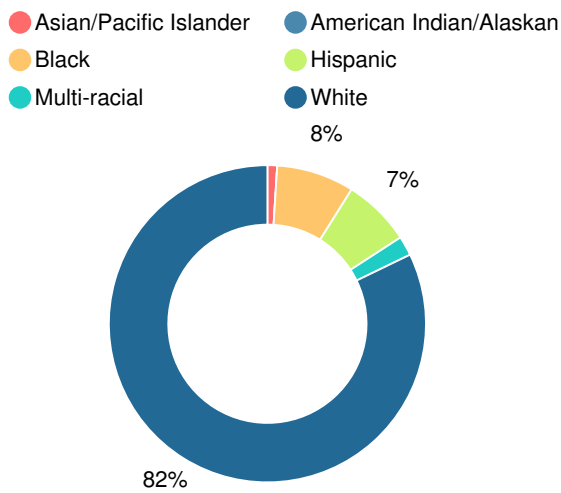
Financial Efficiency Star Rating



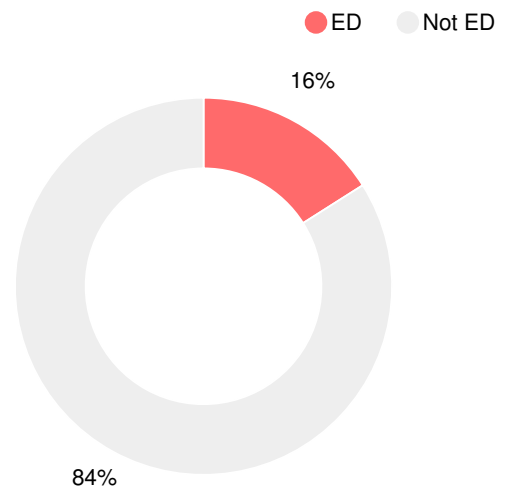
Per Pupil Expenditures



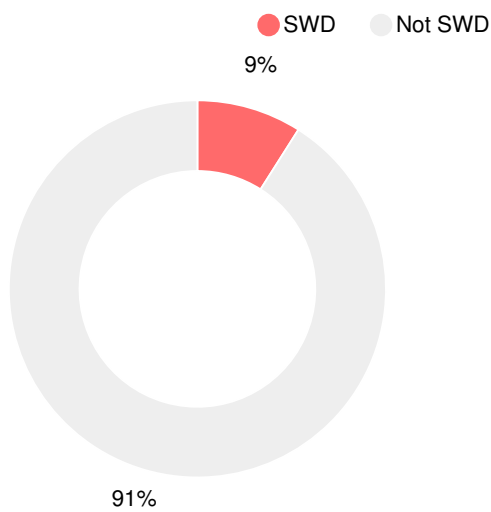
Race/Ethnicity



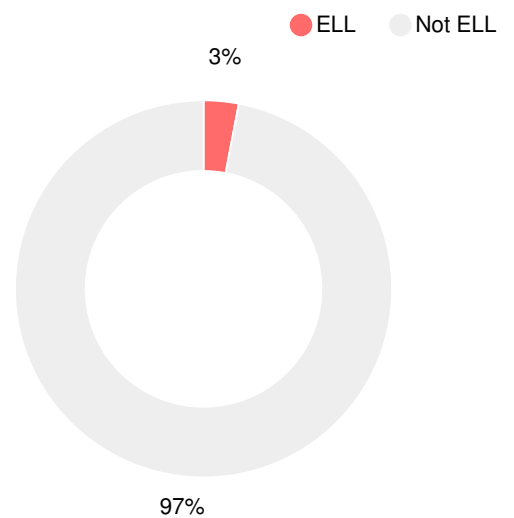
Economically Disadvantaged (ED)



Students with Disability (SWD)



English Language Learners (ELL)



# Elementary

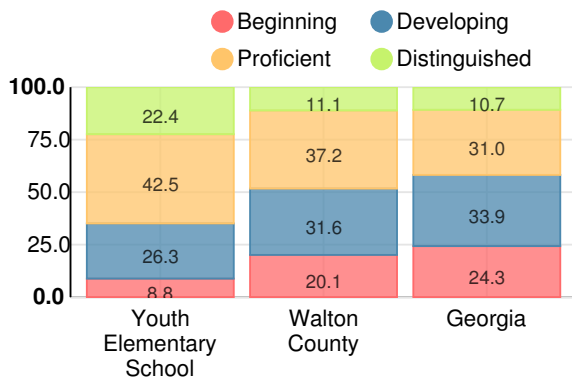
## CCRPI Score

### Youth Elementary School

Indicator	2018
Content Mastery	90.7
Progress	86.5
Closing Gaps	88.9
Readiness	87.7
<b>CCRPI Score</b>	<b>88.4</b>

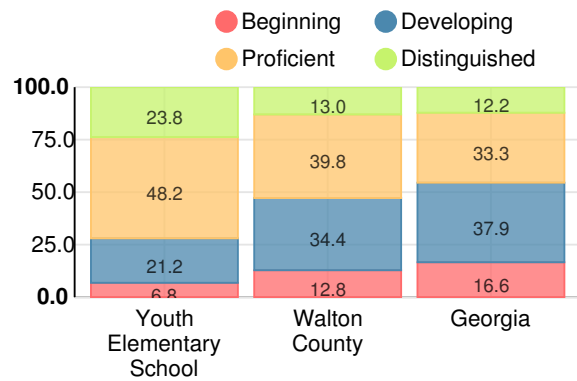
### English

Percent of students scoring in each performance level on 2018 Georgia Milestones for elementary grades



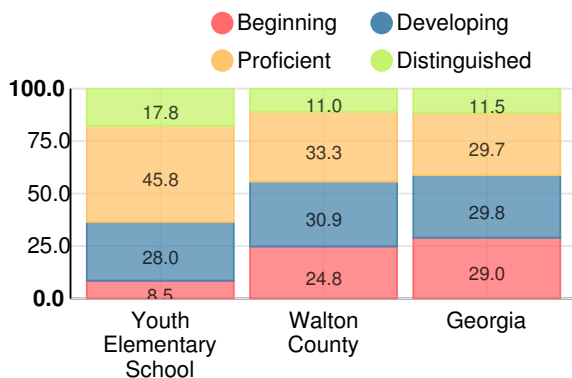
### Mathematics

Percent of students scoring in each performance level on 2018 Georgia Milestones for elementary grades



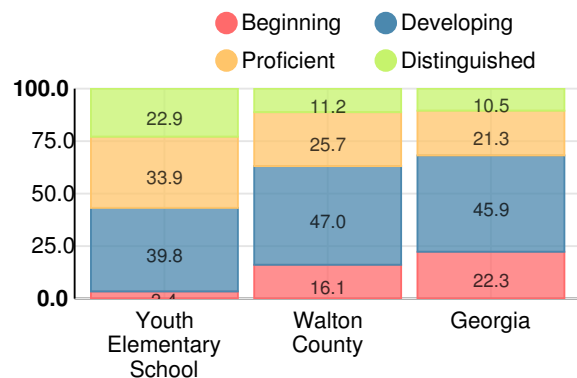
### Science

Percent of students scoring in each performance level on 2018 Georgia Milestones for elementary grades



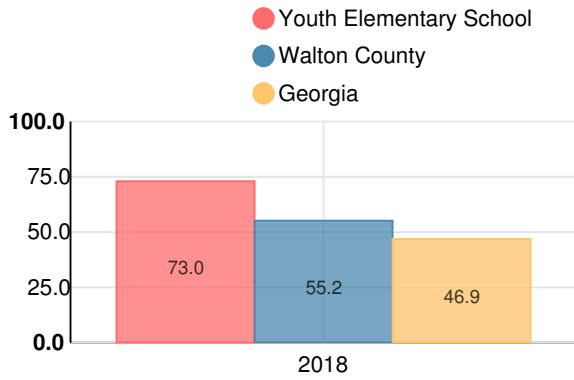
### Social Studies

Percent of students scoring in each performance level on 2018 Georgia Milestones for elementary grades



**Reading at or above the Grade Level Target (3rd Grade)**

Percent of students in grade 3 achieving Lexile measure equal to or greater than 670



**Reading at or above the Grade Level Target (5th Grade)**

Percent of students in grade 5 achieving Lexile measure equal to or greater than 920

