

Center Elementary School

 2114 Dorothy St, Waycross, GA 31501

 (912)287-2366

 Grades: K-5

 Enrollment: 555 students

Note: For information on educator qualifications and other federal reporting requirements, [click here](#). Discipline data are available in the [K-12 Student Discipline Dashboard](#).

Performance Snapshot

- Center Elementary School's **overall performance is higher than 40% of schools in the state** and is lower than its district.
- Its students' **academic growth is higher than 7% of schools in the state** and lower than its district.
- 48.5% of its 3rd grade students are reading at or above the grade level target.**
- Center Elementary School is **Beating the Odds**, meaning that it performs better than similar schools.

School Wide

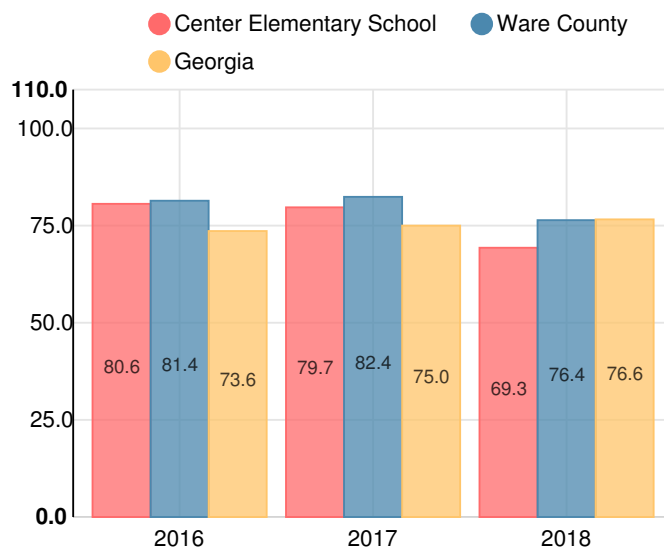
D

69.3

Year	Center Elementary School
2018	D
2017	C
2016	B
2015	B
2014	A

Grade conversion	
A	90 - 100
B	80 - 89.9
C	70 - 79.9
D	60 - 69.9
F	0 - 59.9

CCRPI Single Score



Student Mobility Rate

29.1%

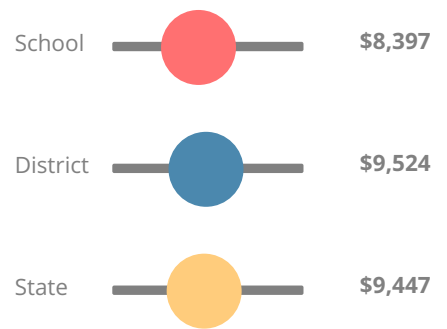
School Climate Star Rating



Financial Efficiency Star Rating

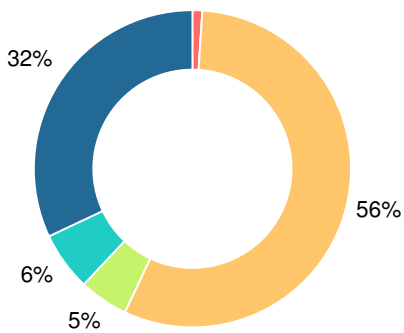


Per Pupil Expenditures



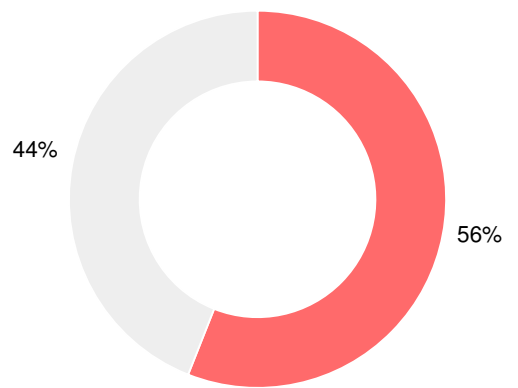
Race/Ethnicity

- Asian/Pacific Islander
- American Indian/Alaskan
- Black
- Hispanic
- Multi-racial
- White



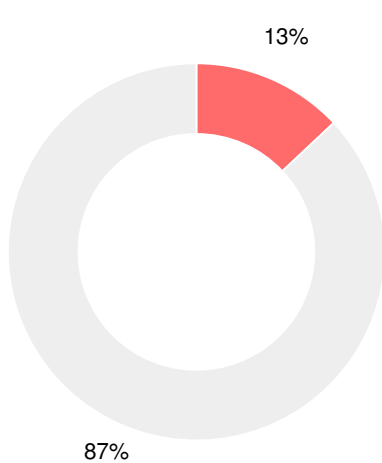
Economically Disadvantaged (ED)

- ED
- Not ED



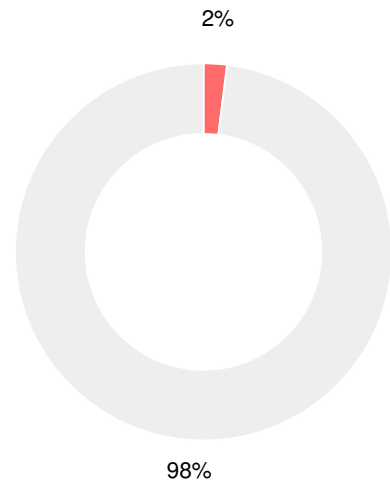
Students with Disability (SWD)

- SWD
- Not SWD



English Language Learners (ELL)

- ELL
- Not ELL



Elementary

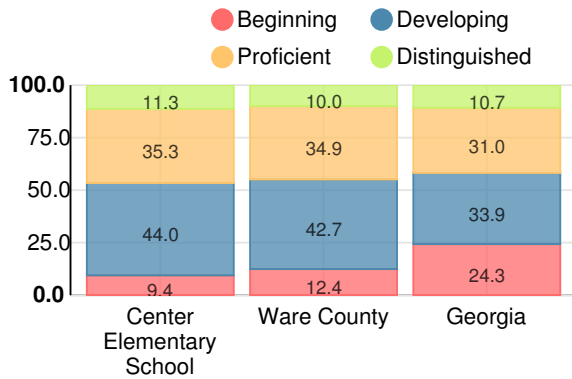
CCRPI Score

Center Elementary School

Indicator	2018
Content Mastery	72.0
Progress	66.4
Closing Gaps	52.3
Readiness	82.9
CCRPI Score	69.3

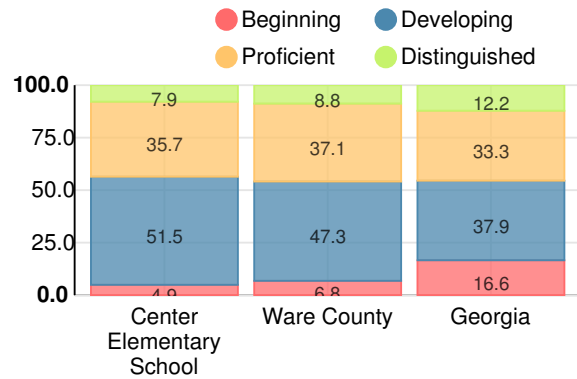
English

Percent of students scoring in each performance level on 2018 Georgia Milestones for elementary grades



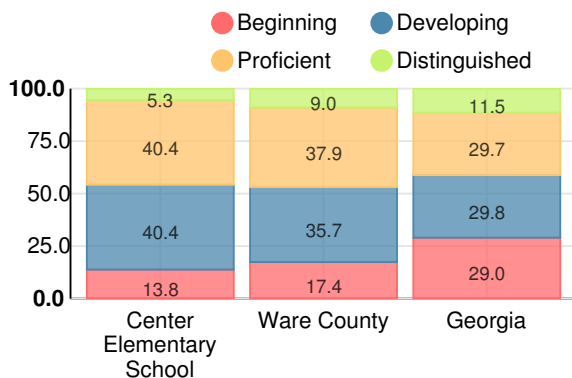
Mathematics

Percent of students scoring in each performance level on 2018 Georgia Milestones for elementary grades



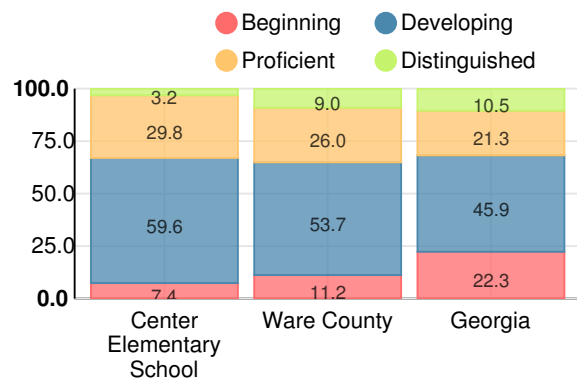
Science

Percent of students scoring in each performance level on 2018 Georgia Milestones for elementary grades



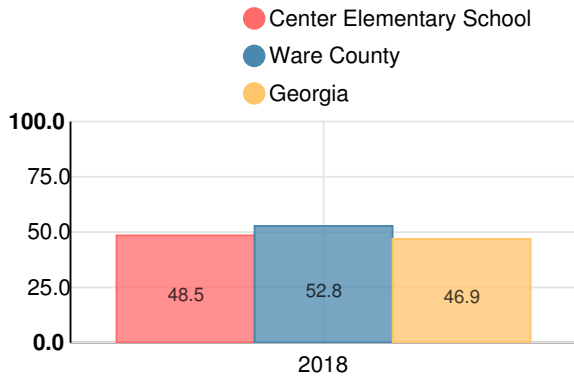
Social Studies

Percent of students scoring in each performance level on 2018 Georgia Milestones for elementary grades



Reading at or above the Grade Level Target (3rd Grade)

Percent of students in grade 3 achieving Lexile measure equal to or greater than 670



Reading at or above the Grade Level Target (5th Grade)

Percent of students in grade 5 achieving Lexile measure equal to or greater than 920

