



Beaverdale Elementary School

 9196 Highway 2, Dalton, GA 30721

 (706)275-4414

 Grades: K-5

 Enrollment: 356 students

Note: For information on educator qualifications and other federal reporting requirements, [click here](#). Discipline data are available in the [K-12 Student Discipline Dashboard](#).

Performance Snapshot

- Beaverdale Elementary School's **overall performance is higher than 73% of schools in the state** and is higher than its district.
- Its students' **academic growth is higher than 71% of schools in the state** and higher than its district.
- **46.9% of its 3rd grade students are reading at or above the grade level target.**
- Beaverdale Elementary School is **Beating the Odds**, meaning that it performs better than similar schools.

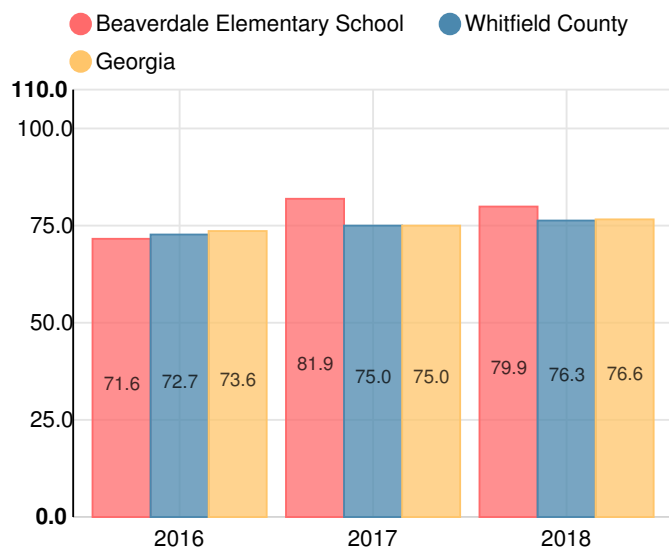
School Wide

C
79.9

Year	Beaverdale Elementary School
2018	C
2017	B
2016	C
2015	C
2014	C

Grade conversion	
A	90 - 100
B	80 - 89.9
C	70 - 79.9
D	60 - 69.9
F	0 - 59.9

CCRPI Single Score



Student Mobility Rate

13.8%

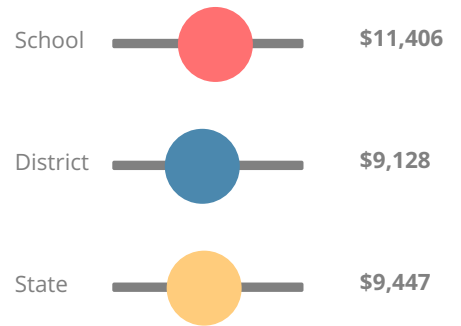
School Climate Star Rating



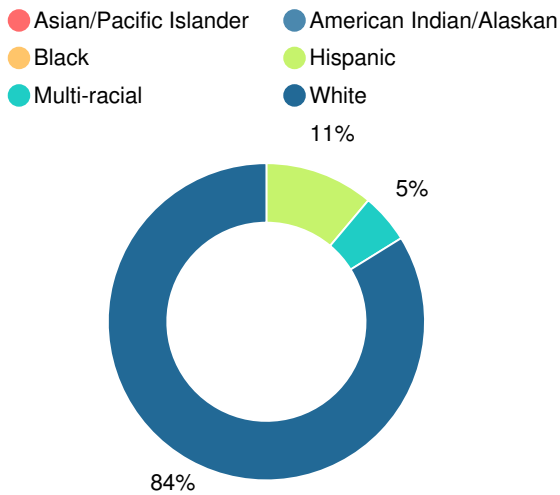
Financial Efficiency Star Rating



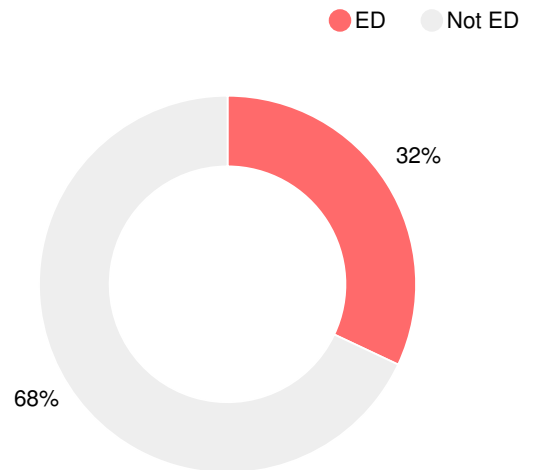
Per Pupil Expenditures



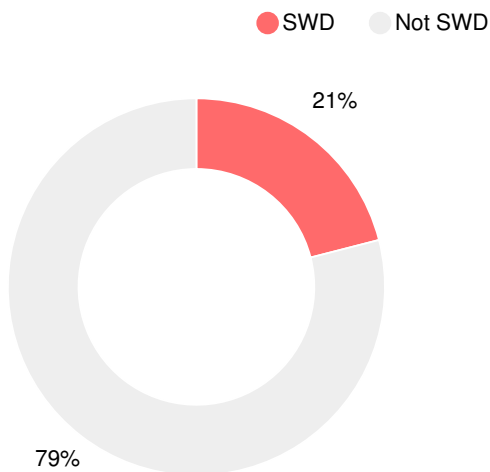
Race/Ethnicity



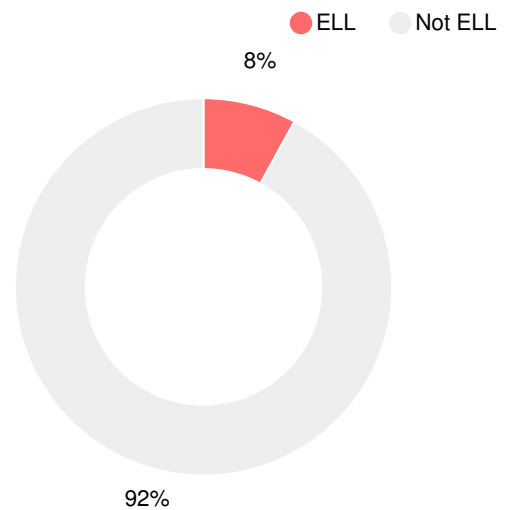
Economically Disadvantaged (ED)



Students with Disability (SWD)



English Language Learners (ELL)



Elementary

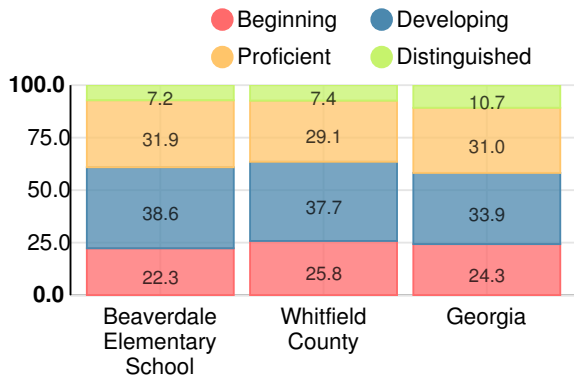
CCRPI Score

Beaverdale Elementary School

Indicator	2018
Content Mastery	66.8
Progress	89.2
Closing Gaps	86.1
Readiness	78.6
CCRPI Score	79.9

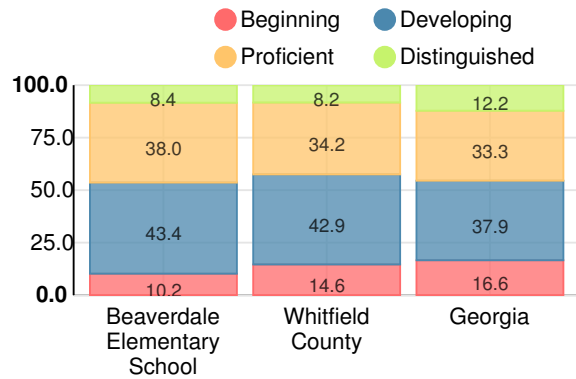
English

Percent of students scoring in each performance level on 2018 Georgia Milestones for elementary grades



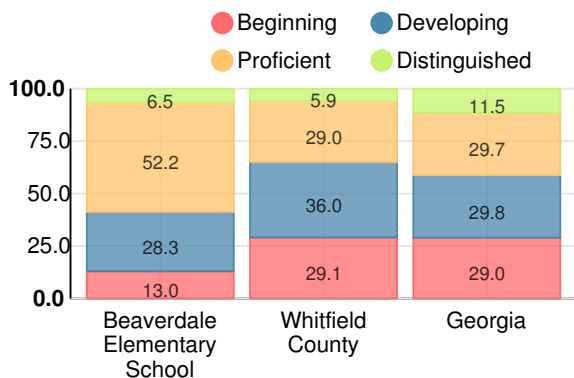
Mathematics

Percent of students scoring in each performance level on 2018 Georgia Milestones for elementary grades



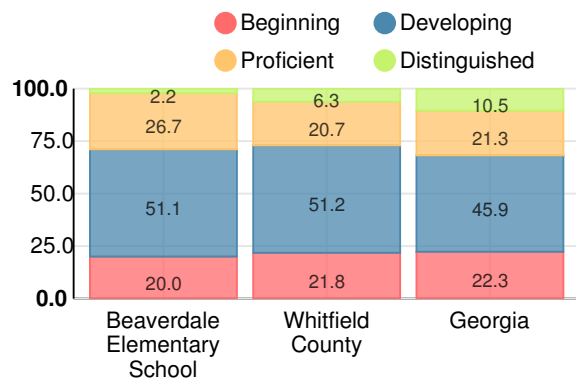
Science

Percent of students scoring in each performance level on 2018 Georgia Milestones for elementary grades



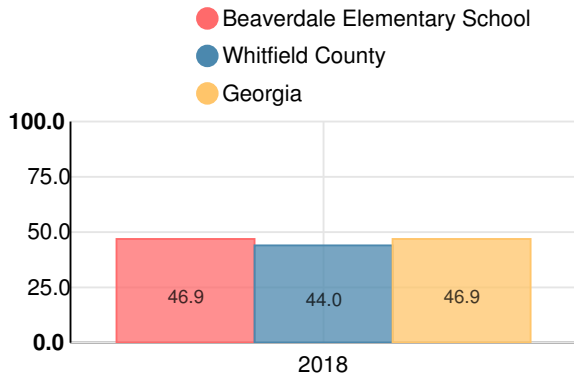
Social Studies

Percent of students scoring in each performance level on 2018 Georgia Milestones for elementary grades



Reading at or above the Grade Level Target (3rd Grade)

Percent of students in grade 3 achieving Lexile measure equal to or greater than 670



Reading at or above the Grade Level Target (5th Grade)

Percent of students in grade 5 achieving Lexile measure equal to or greater than 920

