




Centennial Academy

 531 Luckie St NW, Atlanta, GA 30313

 (404)802-8550

 Grades: K-8

 Enrollment: 847 students

Note: For information on educator qualifications and other federal reporting requirements, [click here](#). Discipline data are available in the [K-12 Student Discipline Dashboard](#).

Performance Snapshot

- Centennial Academy's **overall performance is higher than 40% of schools in the state** and is lower than its district.
- Its elementary students' **academic growth is higher than 78% of elementary schools in the state** and higher than its district.
- Its middle school students' **academic growth is higher than 44% of middle schools in the state** and similar to its district.
- **34.6% of its 3rd grade students are reading at or above the grade level target.**
- **75.4% of its 8th grade students are reading at or above the grade level target.**
- Centennial Academy is **Beating the Odds**, meaning that it performs better than similar schools.

School Wide

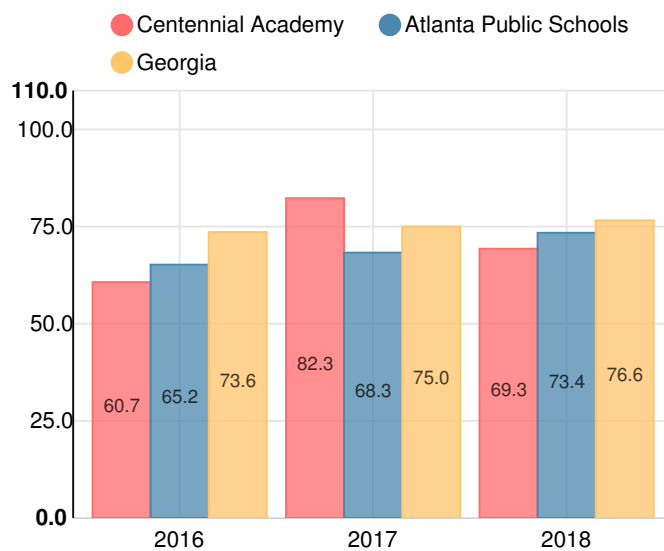
D

69.3

Year	Centennial Academy
2018	D
2017	B
2016	D
2015	F
2014	D

Grade conversion	
A	90 - 100
B	80 - 89.9
C	70 - 79.9
D	60 - 69.9
F	0 - 59.9

CCRPI Single Score



Student Mobility Rate

22.1%

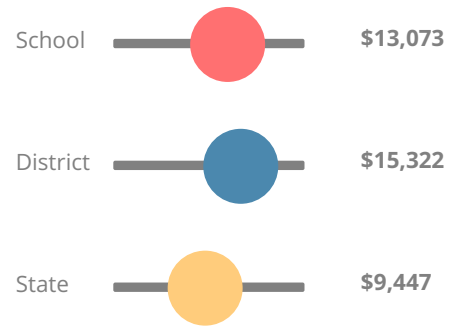
School Climate Star Rating



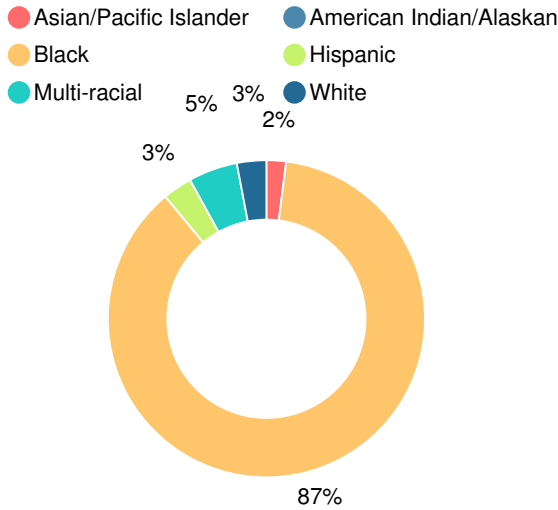
Financial Efficiency Star Rating



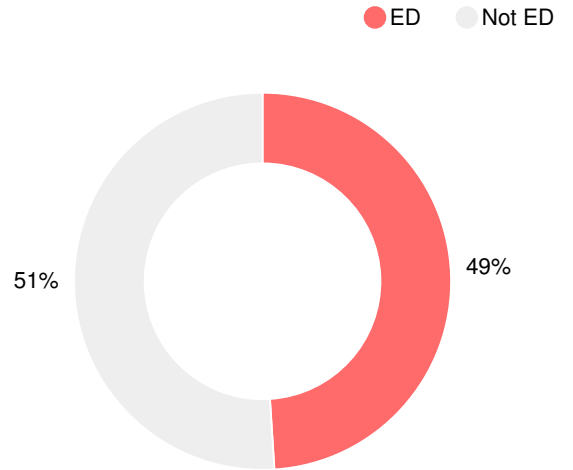
Per Pupil Expenditures



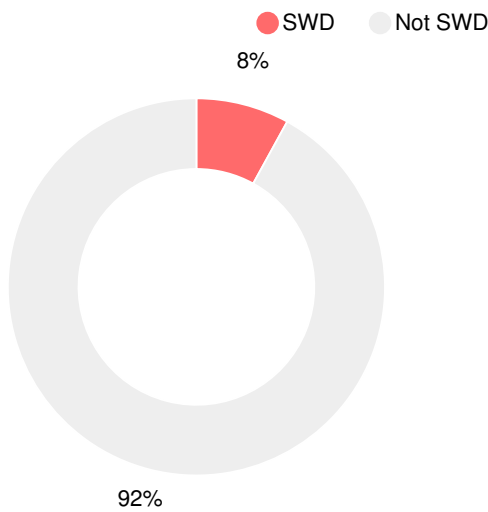
Race/Ethnicity



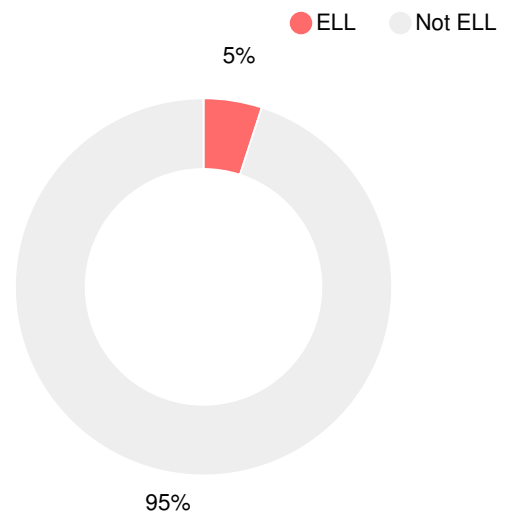
Economically Disadvantaged (ED)



Students with Disability (SWD)



English Language Learners (ELL)



Elementary

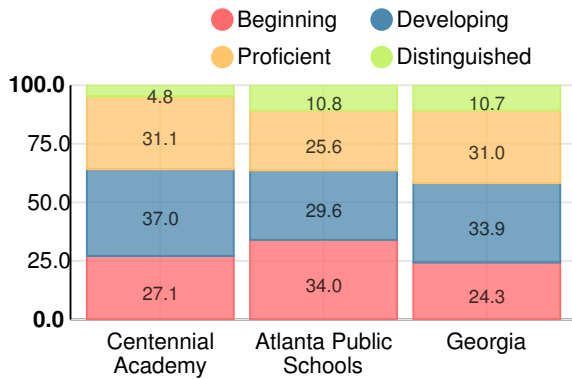
CCRPI Score

Centennial Academy

Indicator	2018
Content Mastery	56.5
Progress	91.3
Closing Gaps	39.3
Readiness	75.9
CCRPI Score	70.0

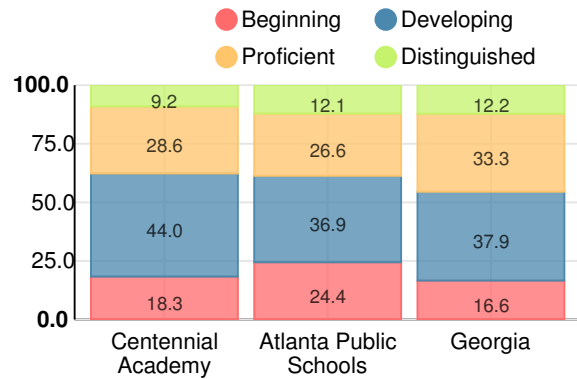
English

Percent of students scoring in each performance level on 2018 Georgia Milestones for elementary grades



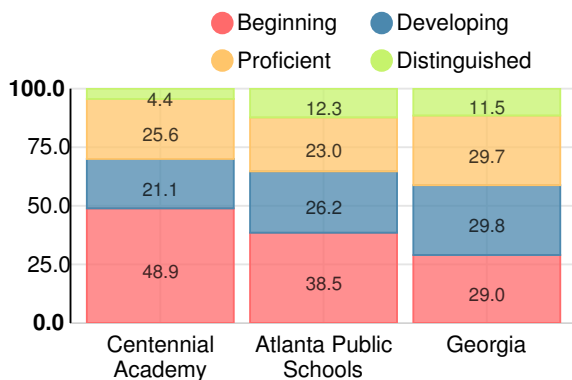
Mathematics

Percent of students scoring in each performance level on 2018 Georgia Milestones for elementary grades



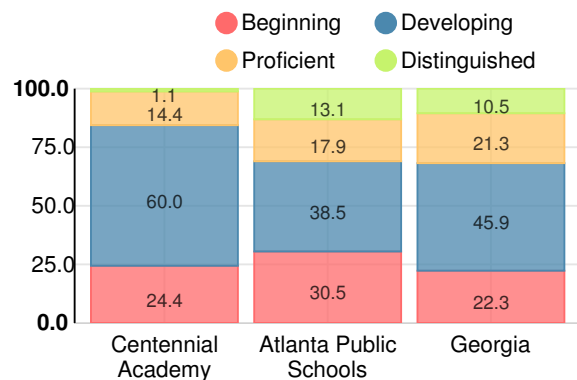
Science

Percent of students scoring in each performance level on 2018 Georgia Milestones for elementary grades



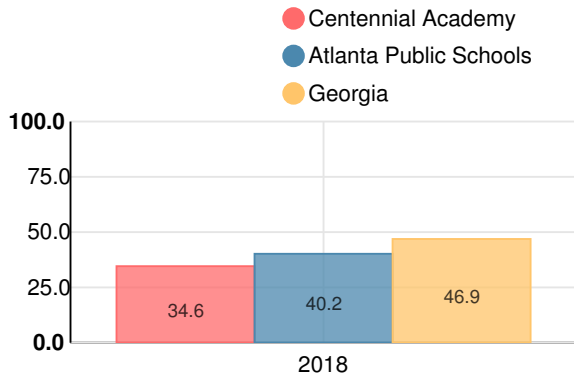
Social Studies

Percent of students scoring in each performance level on 2018 Georgia Milestones for elementary grades



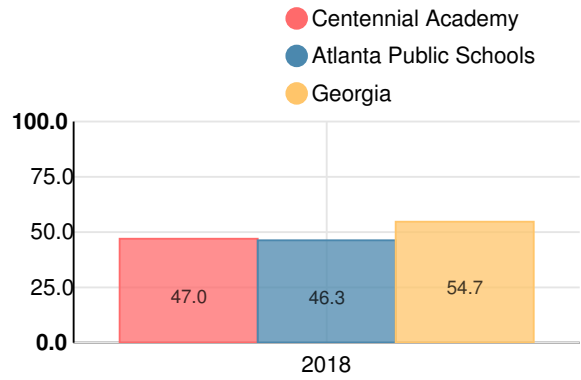
Reading at or above the Grade Level Target (3rd Grade)

Percent of students in grade 3 achieving Lexile measure equal to or greater than 670



Reading at or above the Grade Level Target (5th Grade)

Percent of students in grade 5 achieving Lexile measure equal to or greater than 920



Middle School

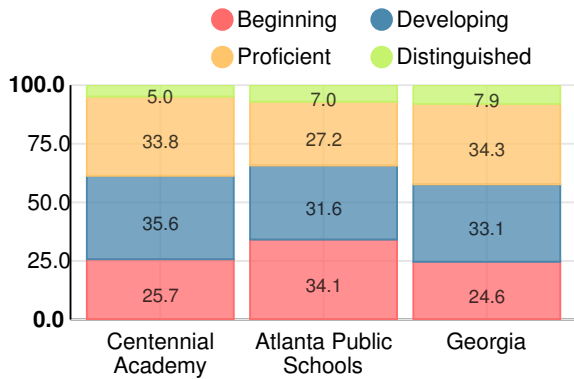
CCRPI Score

Centennial Academy

Indicator	2018
Content Mastery	58.1
Progress	80.3
Closing Gaps	35.7
Readiness	82.3
CCRPI Score	67.4

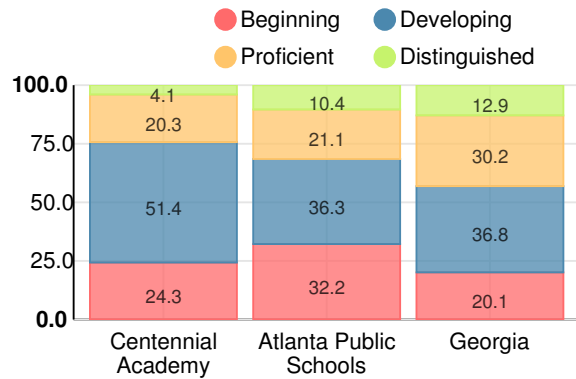
English

Percent of students scoring in each performance level on 2018 Georgia Milestones for middle school grades



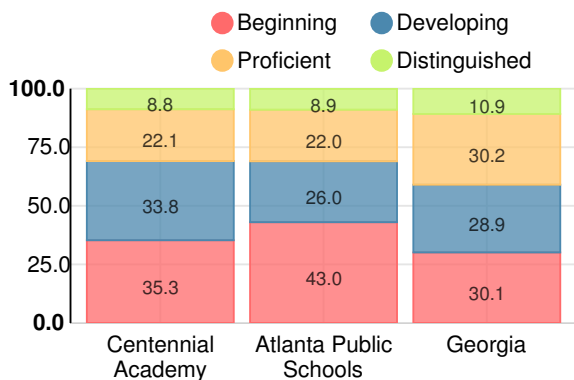
Mathematics

Percent of students scoring in each performance level on 2018 Georgia Milestones for middle school grades



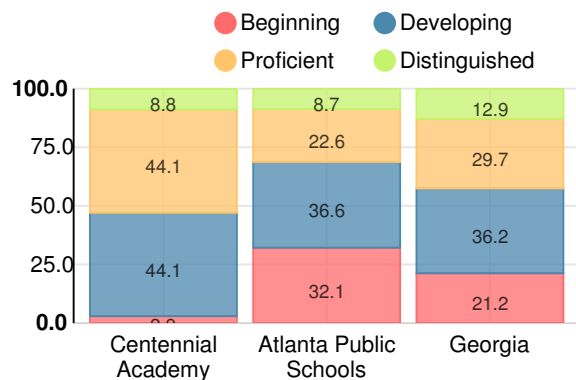
Science

Percent of students scoring in each performance level on 2018 Georgia Milestones for middle school grades



Social Studies

Percent of students scoring in each performance level on 2018 Georgia Milestones for middle school grades



Reading at or above the Grade Level Target (8th Grade)

Percent of students in grade 8 achieving Lexile measure greater than 1097

