


Charles R. Drew Charter School Elementary Academy

 301 E Lake Blvd SE, Atlanta, GA 30317

 (404)687-0001

 Grades: K-5

 Enrollment: 903 students

Note: For information on educator qualifications and other federal reporting requirements, [click here](#). Discipline data are available in the [K-12 Student Discipline Dashboard](#).

Performance Snapshot

- Charles R. Drew Charter School Elementary Academy's **overall performance is higher than 93% of schools in the state** and is higher than its district.
- Its students' **academic growth is higher than 76% of schools in the state** and higher than its district.
- **70.8% of its 3rd grade students are reading at or above the grade level target.**
- Charles R. Drew Charter School Elementary Academy is **Beating the Odds**, meaning that it performs better than similar schools.

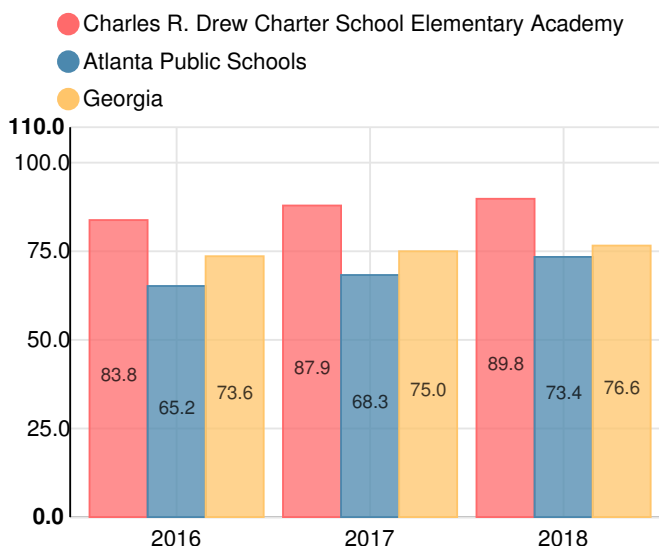
School Wide

B
89.8

Year	Charles R. Drew Charter School Elementary Academy
2018	B
2017	B
2016	B
2015	B
2014	B

Grade conversion	
A	90 - 100
B	80 - 89.9
C	70 - 79.9
D	60 - 69.9
F	0 - 59.9

CCRPI Single Score



Student Mobility Rate

1.8%

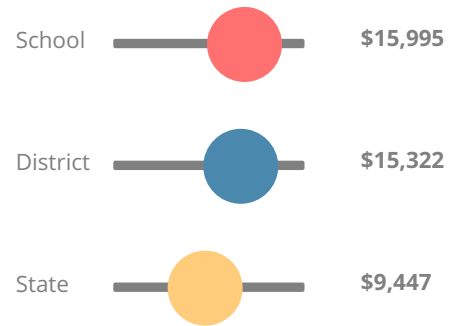
School Climate Star Rating



Financial Efficiency Star Rating

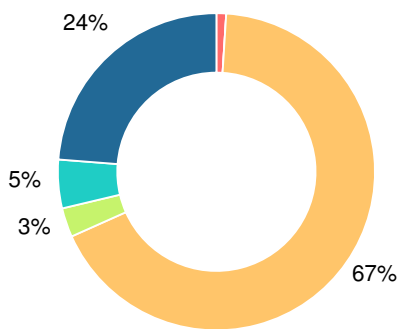


Per Pupil Expenditures



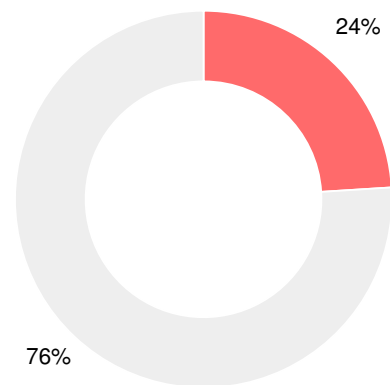
Race/Ethnicity

- Asian/Pacific Islander
- American Indian/Alaskan
- Black
- Hispanic
- Multi-racial
- White



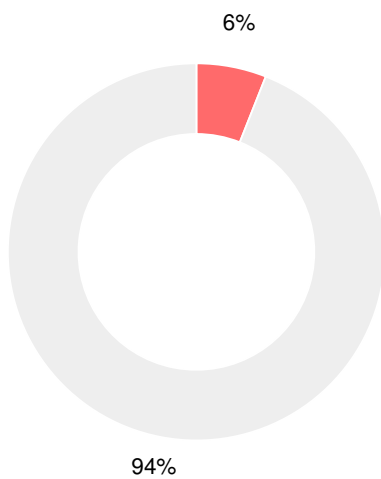
Economically Disadvantaged (ED)

- ED
- Not ED



Students with Disability (SWD)

- SWD
- Not SWD



English Language Learners (ELL)

- ELL
- Not ELL



Elementary

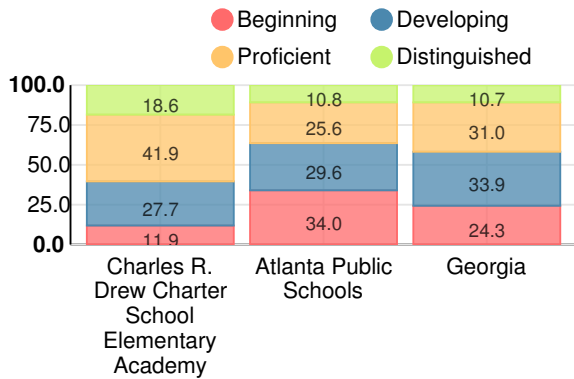
CCRPI Score

Charles R. Drew Charter School Elementary Academy

Indicator	2018
Content Mastery	90.5
Progress	90.5
Closing Gaps	92.5
Readiness	85.4
CCRPI Score	89.8

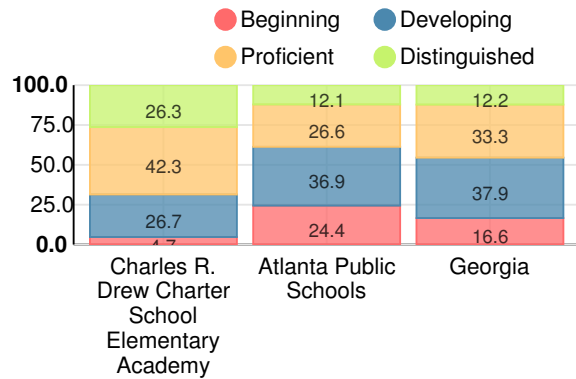
English

Percent of students scoring in each performance level on 2018 Georgia Milestones for elementary grades



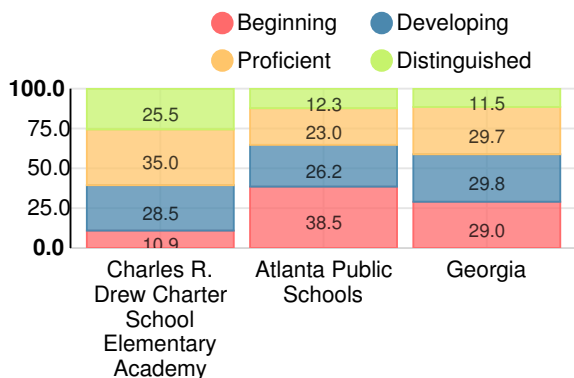
Mathematics

Percent of students scoring in each performance level on 2018 Georgia Milestones for elementary grades



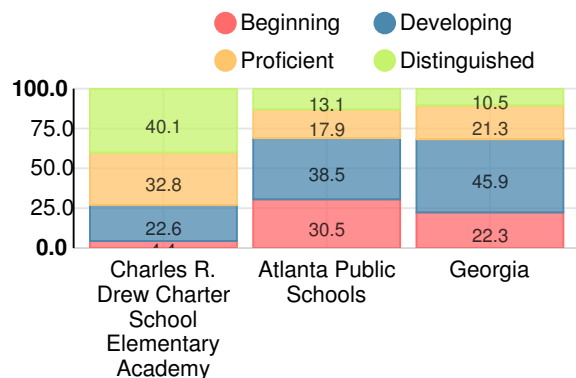
Science

Percent of students scoring in each performance level on 2018 Georgia Milestones for elementary grades



Social Studies

Percent of students scoring in each performance level on 2018 Georgia Milestones for elementary grades

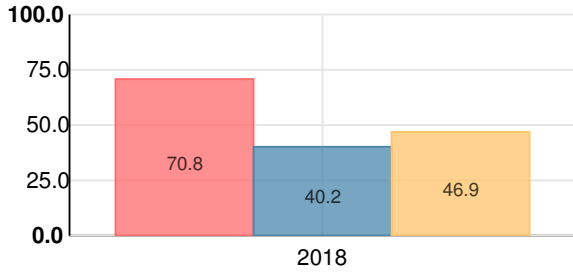


Reading at or above the Grade Level Target (3rd Grade)

Percent of students in grade 3 achieving Lexile measure equal to or greater than 670

Charles R. Drew Charter School Elementary Academy
Atlanta Public Schools

Georgia



Reading at or above the Grade Level Target (5th Grade)

Percent of students in grade 5 achieving Lexile measure equal to or greater than 920

● Charles R. Drew Charter School Elementary Academy
● Atlanta Public Schools

● Georgia

