




Deerwood Academy

 3070 Fairburn Rd SW, Atlanta, GA 30331

 (404)802-3300

 Grades: K-5

 Enrollment: 659 students

Note: For information on educator qualifications and other federal reporting requirements, [click here](#). Discipline data are available in the [K-12 Student Discipline Dashboard](#).

Performance Snapshot

- Deerwood Academy's **overall performance is higher than 15% of schools in the state** and is lower than its district.
- Its students' **academic growth is higher than 49% of schools in the state** and lower than its district.
- **35.9% of its 3rd grade students are reading at or above the grade level target.**

School Wide

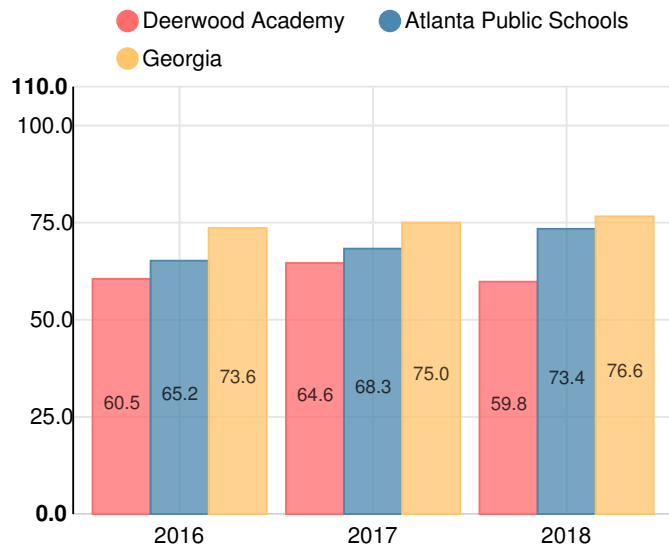
F

59.8

Year	Deerwood Academy
2018	F
2017	D
2016	D
2015	F
2014	C

Grade conversion	
A	90 - 100
B	80 - 89.9
C	70 - 79.9
D	60 - 69.9
F	0 - 59.9

CCRPI Single Score



Student Mobility Rate

26.7%

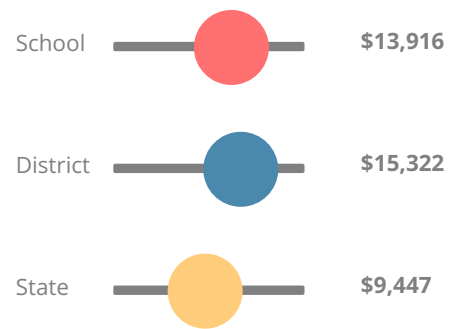
School Climate Star Rating



Financial Efficiency Star Rating

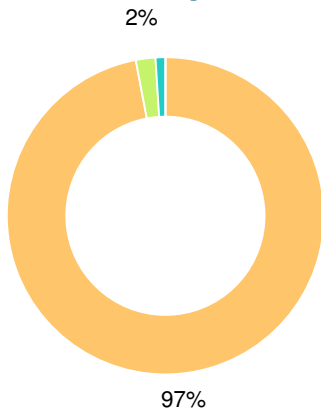


Per Pupil Expenditures



Race/Ethnicity

- Asian/Pacific Islander
- American Indian/Alaskan
- Black
- Hispanic
- Multi-racial
- White



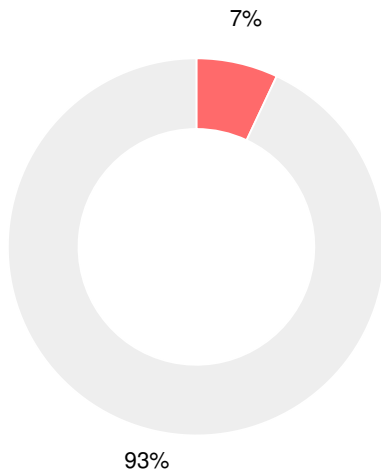
Economically Disadvantaged (ED)

- ED
- Not ED




Students with Disability (SWD)

- SWD
- Not SWD



English Language Learners (ELL)

- ELL
- Not ELL



Elementary

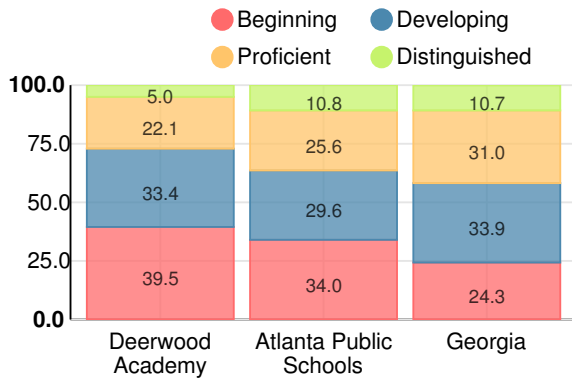
CCRPI Score

Deerwood Academy

Indicator	2018
Content Mastery	43.3
Progress	82.9
Closing Gaps	21.4
Readiness	72.8
CCRPI Score	59.8

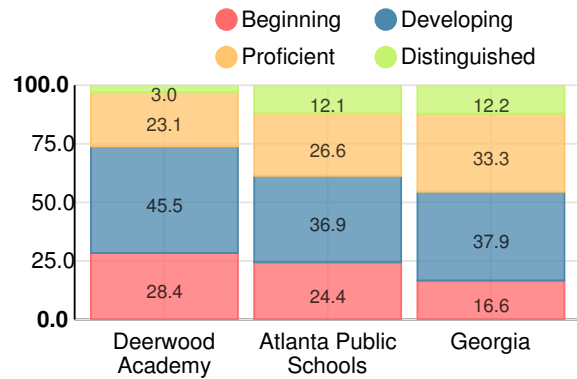
English

Percent of students scoring in each performance level on 2018 Georgia Milestones for elementary grades



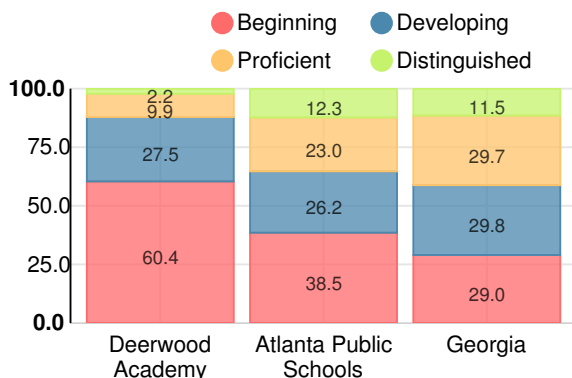
Mathematics

Percent of students scoring in each performance level on 2018 Georgia Milestones for elementary grades



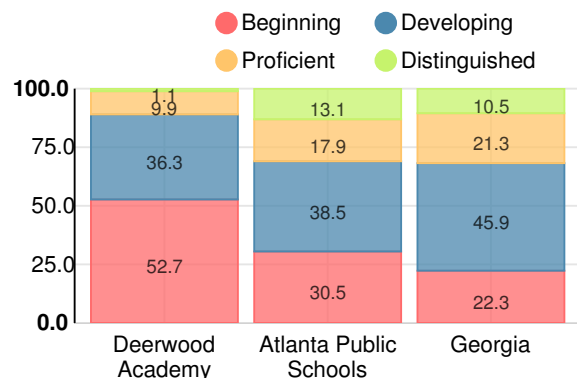
Science

Percent of students scoring in each performance level on 2018 Georgia Milestones for elementary grades



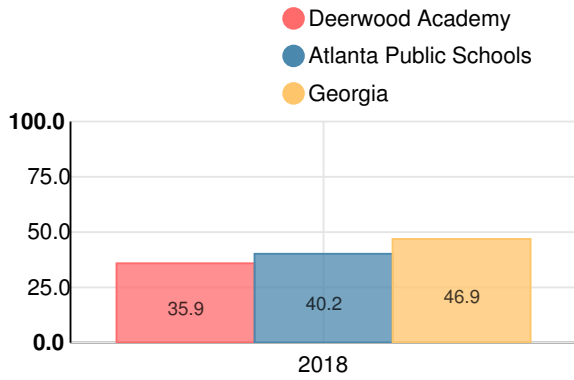
Social Studies

Percent of students scoring in each performance level on 2018 Georgia Milestones for elementary grades



Reading at or above the Grade Level Target (3rd Grade)

Percent of students in grade 3 achieving Lexile measure equal to or greater than 670



Reading at or above the Grade Level Target (5th Grade)

Percent of students in grade 5 achieving Lexile measure equal to or greater than 920

