



Bloomingtondale Elementary School

 101 E Main St, Bloomingtondale, GA 31302

 (912)395-3680

 Grades: K-5

 Enrollment: 311 students

Note: For information on educator qualifications and other federal reporting requirements, [click here](#). Discipline data are available in the [K-12 Student Discipline Dashboard](#).

Performance Snapshot

- Bloomingtondale Elementary School's **overall performance is higher than 38% of schools in the state** and is lower than its district.
- Its students' **academic growth is higher than 27% of schools in the state** and lower than its district.
- 28.6% of its 3rd grade students are reading at or above the grade level target.**

School Wide

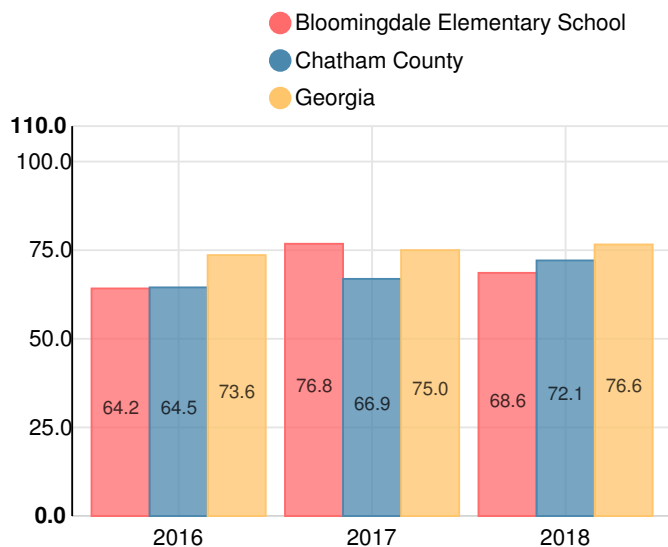
D

68.6

Year	Bloomingtondale Elementary School
2018	D
2017	C
2016	D
2015	D
2014	C

Grade conversion	
A	90 - 100
B	80 - 89.9
C	70 - 79.9
D	60 - 69.9
F	0 - 59.9

CCRPI Single Score



Student Mobility Rate

18.3%

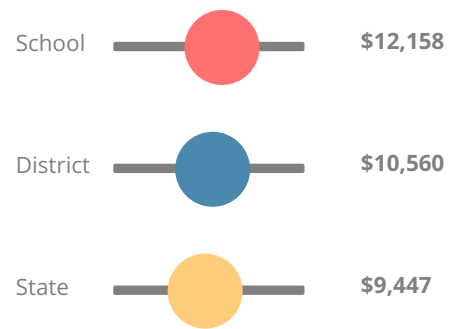
School Climate Star Rating



Financial Efficiency Star Rating

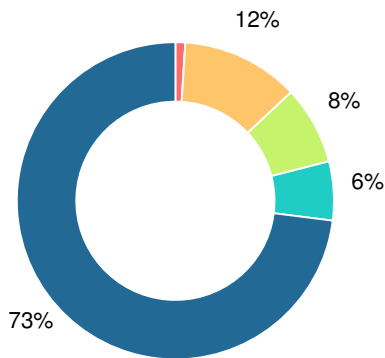


Per Pupil Expenditures



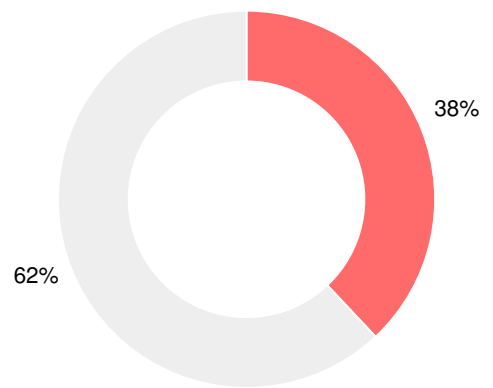
Race/Ethnicity

- Asian/Pacific Islander
- American Indian/Alaskan
- Black
- Hispanic
- Multi-racial
- White



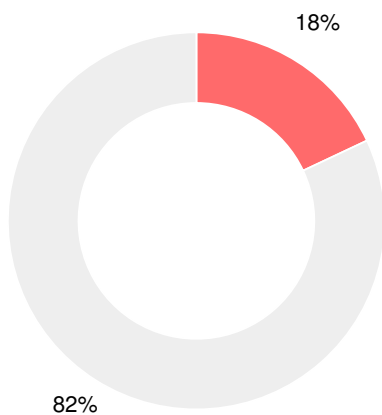
Economically Disadvantaged (ED)

- ED
- Not ED



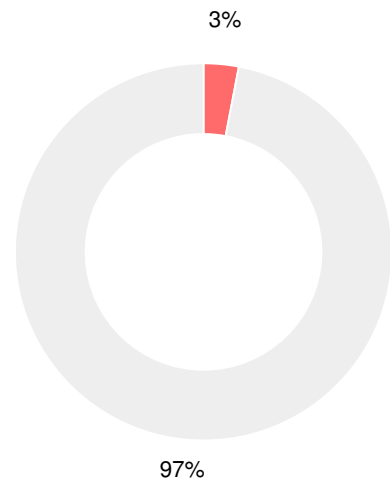
Students with Disability (SWD)

- SWD
- Not SWD



English Language Learners (ELL)

- ELL
- Not ELL



Elementary

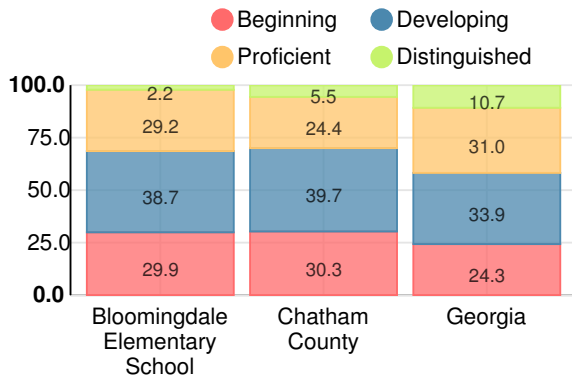
CCRPI Score

Bloomingtondale Elementary School

Indicator	2018
Content Mastery	58.0
Progress	76.4
Closing Gaps	60.7
Readiness	76.8
CCRPI Score	68.6

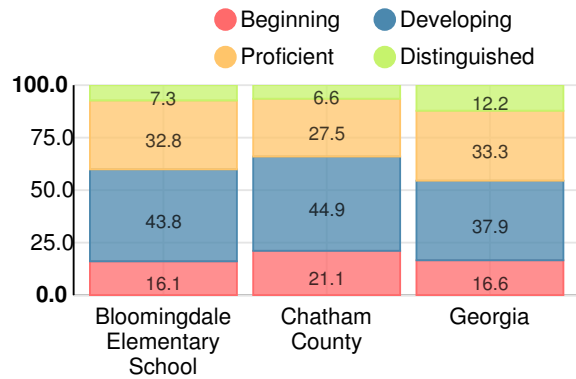
English

Percent of students scoring in each performance level on 2018 Georgia Milestones for elementary grades



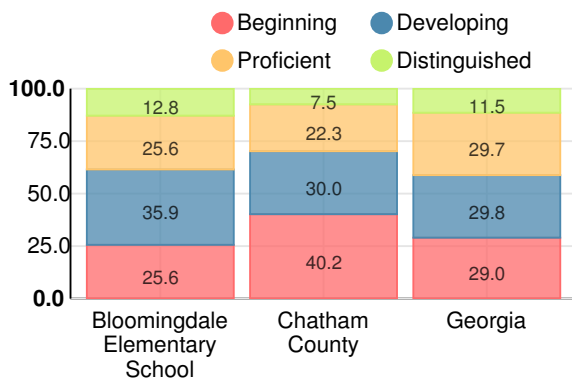
Mathematics

Percent of students scoring in each performance level on 2018 Georgia Milestones for elementary grades



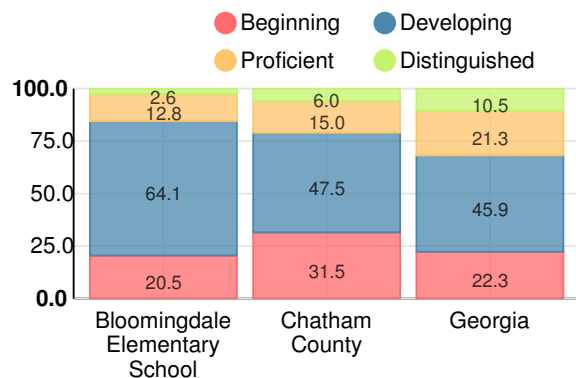
Science

Percent of students scoring in each performance level on 2018 Georgia Milestones for elementary grades



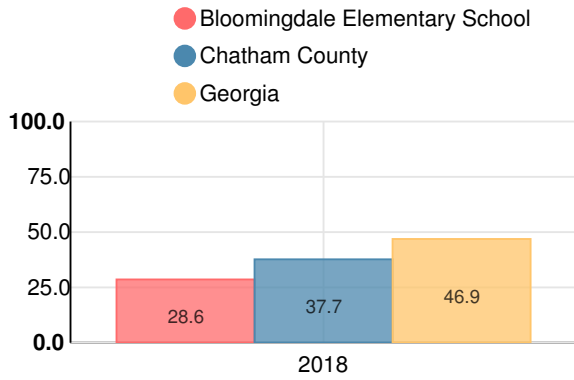
Social Studies

Percent of students scoring in each performance level on 2018 Georgia Milestones for elementary grades



**Reading at or above the Grade Level Target
(3rd Grade)**

Percent of students in grade 3 achieving Lexile measure equal to or greater than 670



**Reading at or above the Grade Level Target
(5th Grade)**

Percent of students in grade 5 achieving Lexile measure equal to or greater than 920

