


Chattooga High School

 989 Highway 114, Summerville, GA 30747

 (706)857-2402

 Grades: 9-12

 Enrollment: 746 students

Note: For information on educator qualifications and other federal reporting requirements, [click here](#). Discipline data are available in the [K-12 Student Discipline Dashboard](#).

Performance Snapshot

- Chattooga High School's **overall performance is higher than 47% of schools in the state** and is similar to its district.
- Its students' **academic growth is higher than 40% of schools in the state** and higher than its district.
- **Its four-year graduation rate is 93.8%**, which is **higher than 82% of high schools in the state** and higher than its district.
- **46.0% of graduates are college and career ready**.

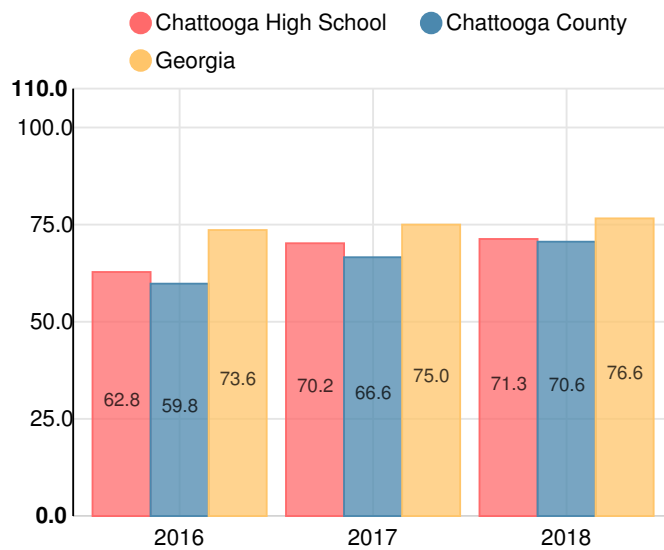
School Wide

C
71.3

Year	Chattooga High School
2018	C
2017	C
2016	D
2015	C
2014	C

Grade conversion	
A	90 - 100
B	80 - 89.9
C	70 - 79.9
D	60 - 69.9
F	0 - 59.9

CCRPI Single Score



Student Mobility Rate

12.4%

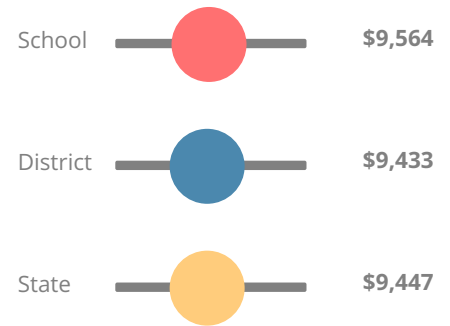
School Climate Star Rating



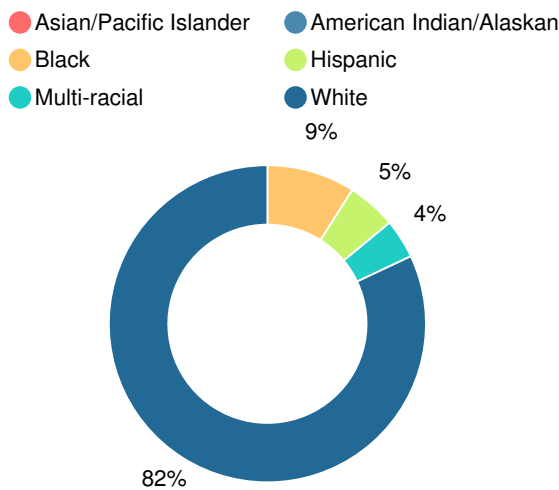
Financial Efficiency Star Rating



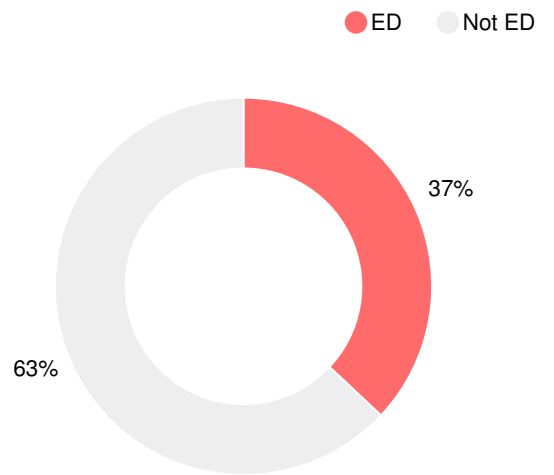
Per Pupil Expenditures



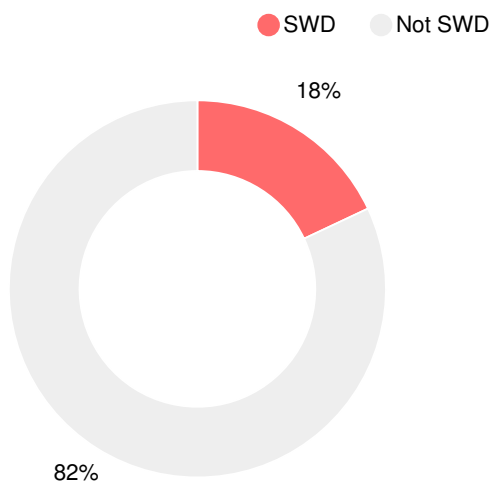
Race/Ethnicity



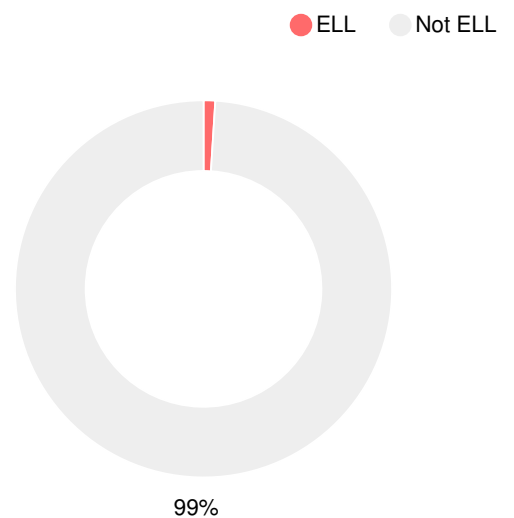
Economically Disadvantaged (ED)



Students with Disability (SWD)



English Language Learners (ELL)



High School

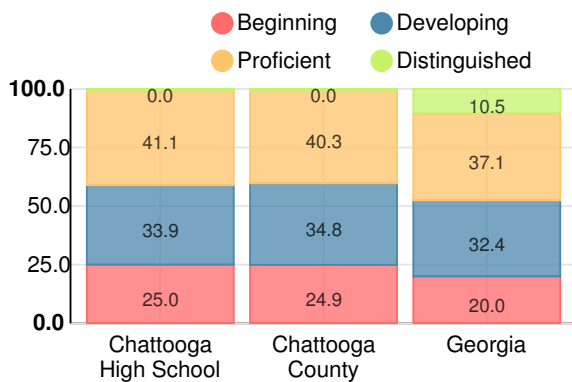
CCRPI Score

Chattooga High School

Indicator	2018
Content Mastery	52.9
Progress	79.7
Closing Gaps	78.3
Readiness	63.6
Graduation Rate	94.0
CCRPI Score	71.3

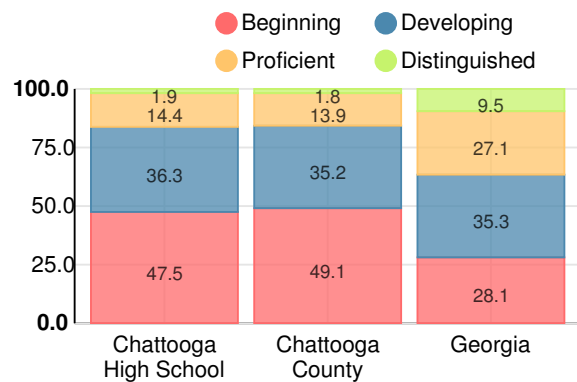
American Literature & Composition

Percent of students scoring in each performance level on 2018 Georgia Milestones



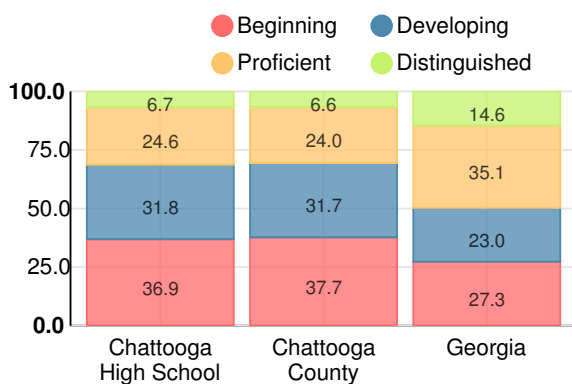
Coordinate Algebra/Algebra I

Percent of students scoring in each performance level on 2018 Georgia Milestones



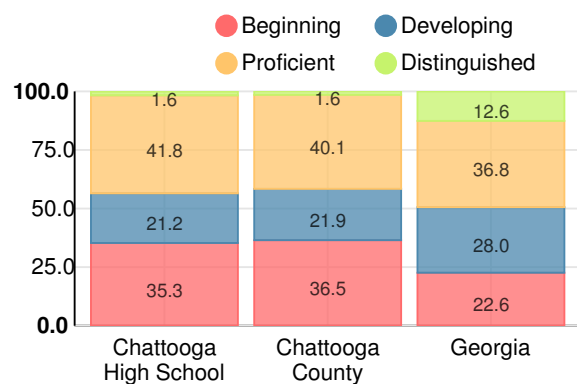
Biology

Percent of students scoring in each performance level on 2018 Georgia Milestones



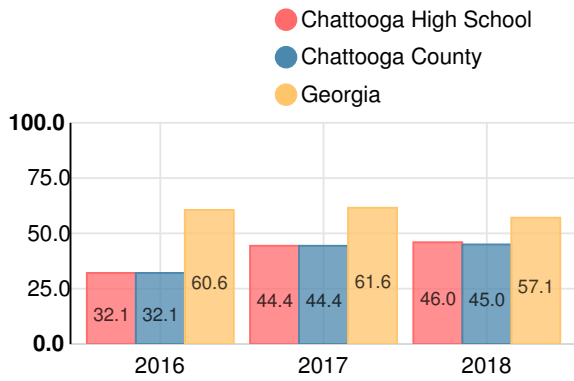
US History

Percent of students scoring in each performance level on 2018 Georgia Milestones



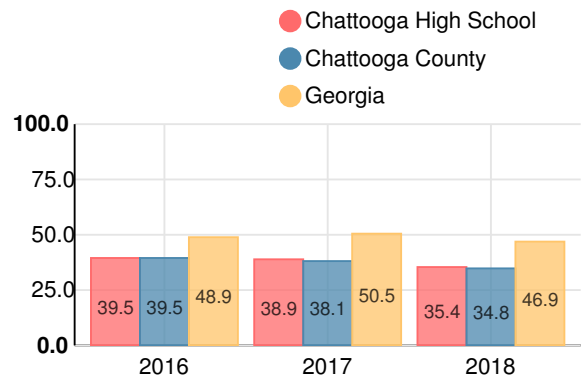
College & Career Readiness

Percent of 12th grade students who are college and career ready

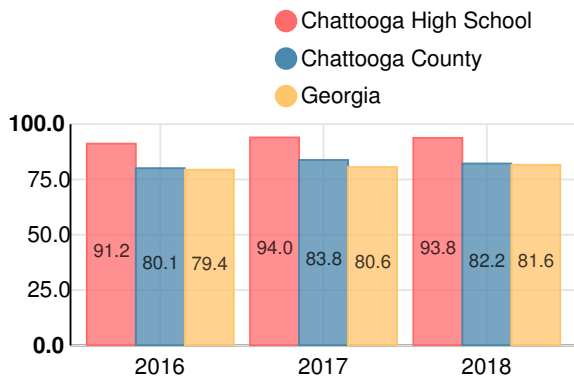


Accelerated Course Taking

Percent of high school graduates earning high school credit for accelerated enrollment



Four-Year Graduation Rate



College Enrollment Rate

