



# West Clayton Elementary School

 5580 Riverdale Rd, College Park, GA 30349

 (770)994-4005

 Grades: K-5

 Enrollment: 591 students

Note: For information on educator qualifications and other federal reporting requirements, [click here](#). Discipline data are available in the [K-12 Student Discipline Dashboard](#).

### Performance Snapshot

- West Clayton Elementary School's **overall performance is higher than 8% of schools in the state** and is lower than its district.
- Its students' **academic growth is higher than 27% of schools in the state** and lower than its district.
- **27.1% of its 3rd grade students are reading at or above the grade level target.**

## School Wide

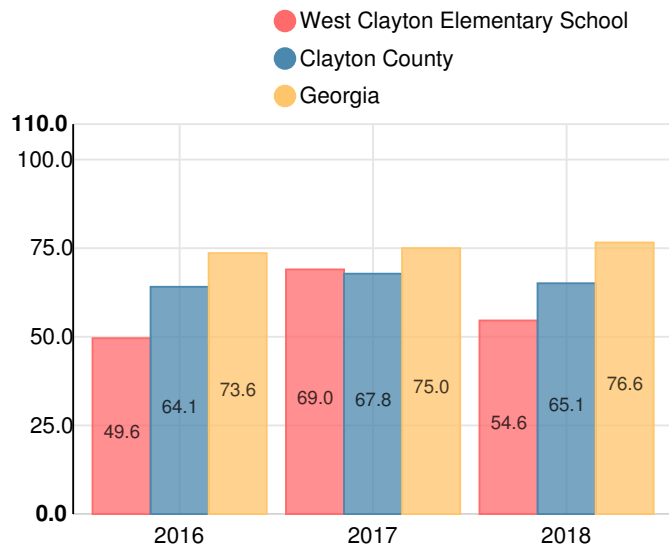
**F**

**54.6**

Year	West Clayton Elementary School
2018	F
2017	D
2016	F
2015	F
2014	F

Grade conversion	
A	90 - 100
B	80 - 89.9
C	70 - 79.9
D	60 - 69.9
F	0 - 59.9

### CCRPI Single Score



Student Mobility Rate

51.3%

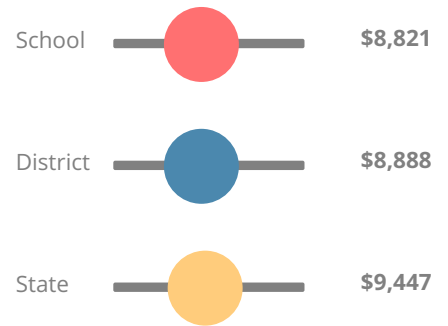
School Climate Star Rating



Financial Efficiency Star Rating

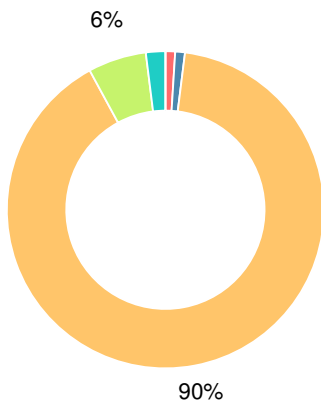


Per Pupil Expenditures



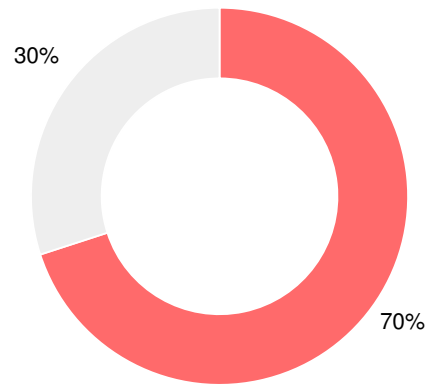
Race/Ethnicity

- Asian/Pacific Islander
- American Indian/Alaskan
- Black
- Hispanic
- Multi-racial
- White



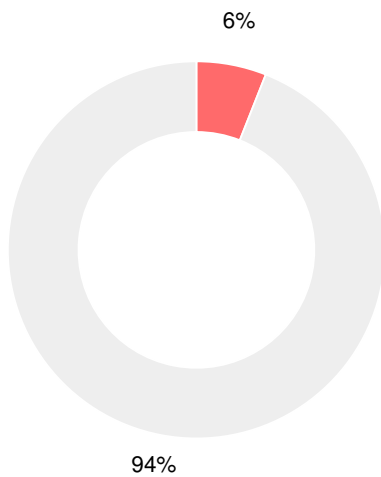
Economically Disadvantaged (ED)

- ED
- Not ED



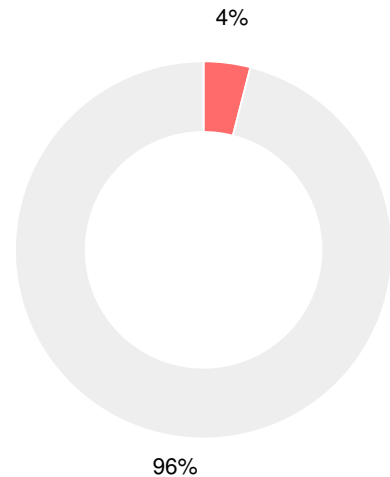
Students with Disability (SWD)

- SWD
- Not SWD



English Language Learners (ELL)

- ELL
- Not ELL



# Elementary

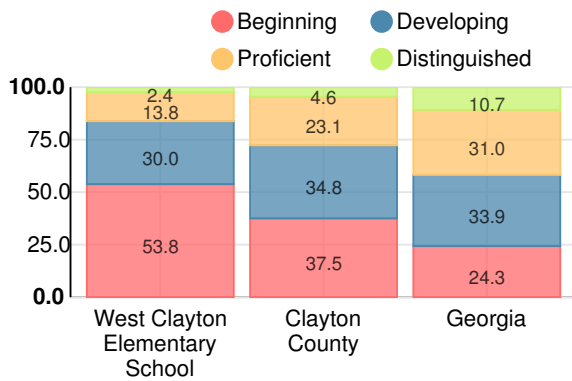
## CCRPI Score

### West Clayton Elementary School

Indicator	2018
Content Mastery	33.2
Progress	76.5
Closing Gaps	27.8
Readiness	68.6
<b>CCRPI Score</b>	<b>54.6</b>

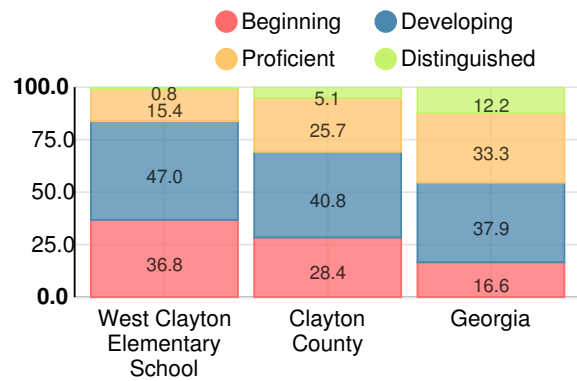
### English

Percent of students scoring in each performance level on 2018 Georgia Milestones for elementary grades



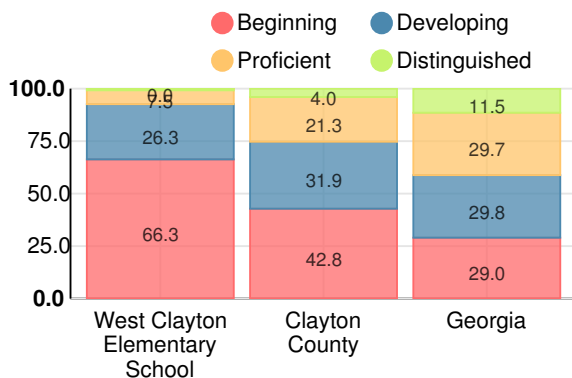
### Mathematics

Percent of students scoring in each performance level on 2018 Georgia Milestones for elementary grades



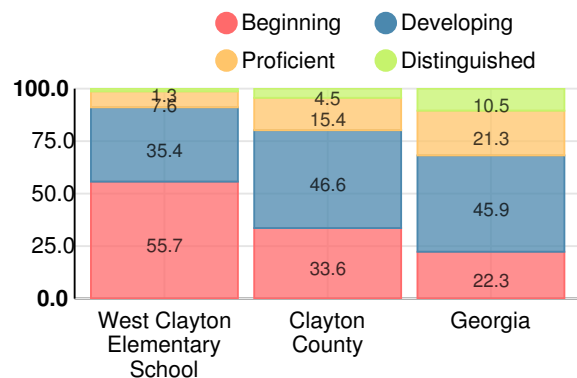
### Science

Percent of students scoring in each performance level on 2018 Georgia Milestones for elementary grades



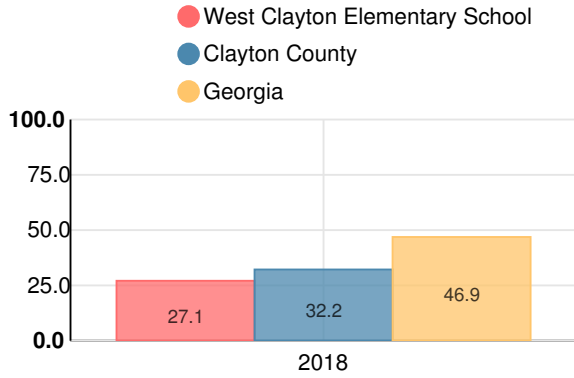
### Social Studies

Percent of students scoring in each performance level on 2018 Georgia Milestones for elementary grades



**Reading at or above the Grade Level Target  
(3rd Grade)**

Percent of students in grade 3 achieving Lexile measure equal to or greater than 670



**Reading at or above the Grade Level Target  
(5th Grade)**

Percent of students in grade 5 achieving Lexile measure equal to or greater than 920

