


# Fountain Elementary School

 5215 West St, Forest Park, GA 30297

 (404)362-3875

 Grades: K-5

 Enrollment: 632 students

Note: For information on educator qualifications and other federal reporting requirements, [click here](#). Discipline data are available in the [K-12 Student Discipline Dashboard](#).

### Performance Snapshot

- Fountain Elementary School's **overall performance is higher than 44% of schools in the state** and is higher than its district.
- Its students' **academic growth is higher than 51% of schools in the state** and similar to its district.
- 32.4% of its 3rd grade students are reading at or above the grade level target.**
- Fountain Elementary School is **Beating the Odds**, meaning that it performs better than similar schools.

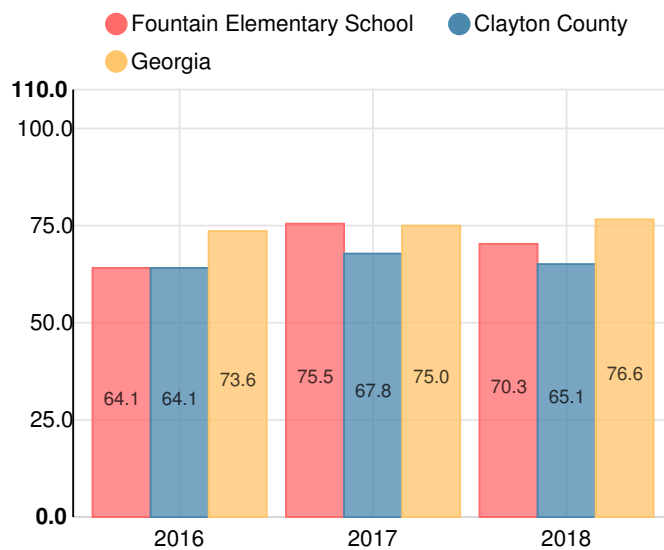
## School Wide

**C**  
**70.3**

Year	Fountain Elementary School
2018	C
2017	C
2016	D
2015	D
2014	F

Grade conversion	
A	90 - 100
B	80 - 89.9
C	70 - 79.9
D	60 - 69.9
F	0 - 59.9

### CCRPI Single Score



Student Mobility Rate

38.0%

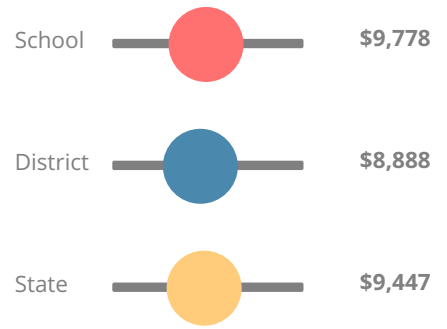
School Climate Star Rating



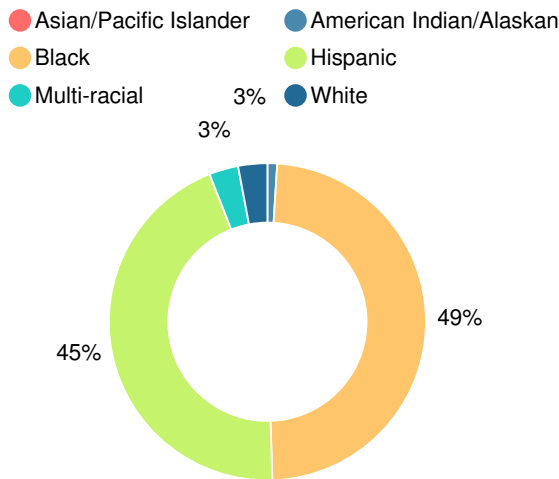
Financial Efficiency Star Rating



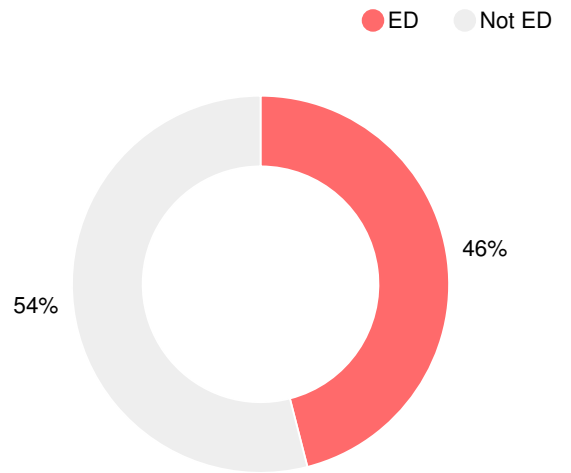
Per Pupil Expenditures



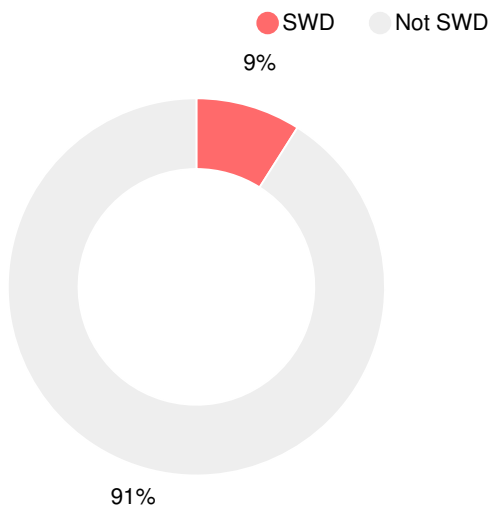
Race/Ethnicity



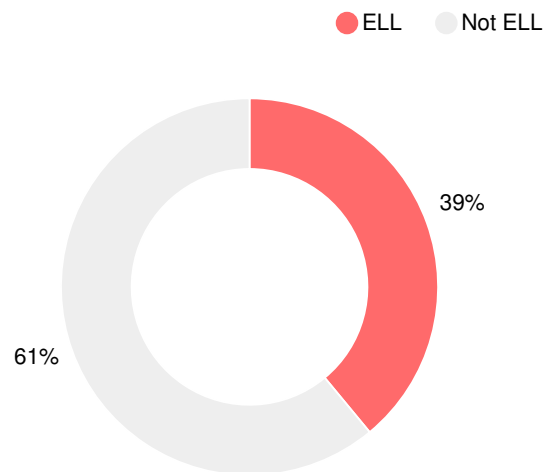
Economically Disadvantaged (ED)



Students with Disability (SWD)



English Language Learners (ELL)



# Elementary

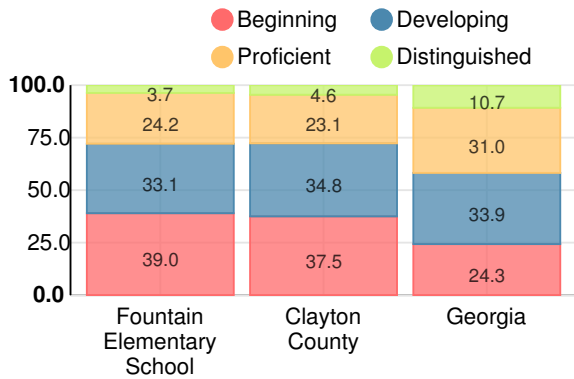
## CCRPI Score

### Fountain Elementary School

Indicator	2018
Content Mastery	50.0
Progress	83.3
Closing Gaps	75.0
Readiness	74.5
<b>CCRPI Score</b>	<b>70.3</b>

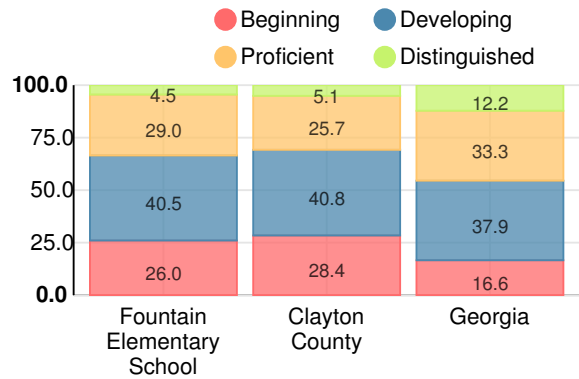
### English

Percent of students scoring in each performance level on 2018 Georgia Milestones for elementary grades



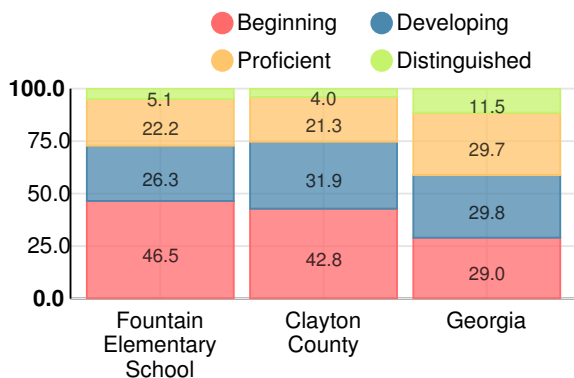
### Mathematics

Percent of students scoring in each performance level on 2018 Georgia Milestones for elementary grades



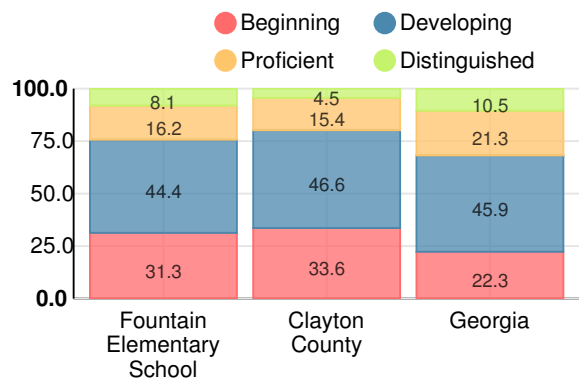
### Science

Percent of students scoring in each performance level on 2018 Georgia Milestones for elementary grades



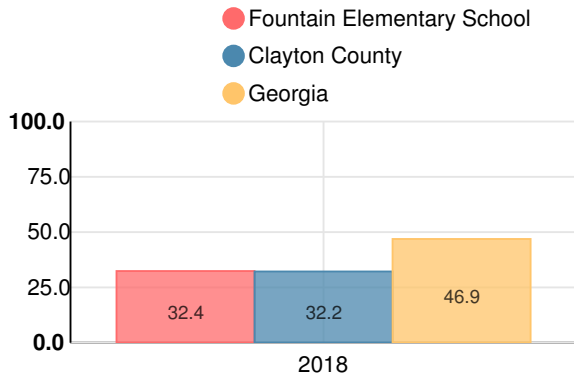
### Social Studies

Percent of students scoring in each performance level on 2018 Georgia Milestones for elementary grades



**Reading at or above the Grade Level Target (3rd Grade)**

Percent of students in grade 3 achieving Lexile measure equal to or greater than 670



**Reading at or above the Grade Level Target (5th Grade)**

Percent of students in grade 5 achieving Lexile measure equal to or greater than 920

