


North Columbia Elementary School

 2874 Ray Owens Rd, Appling, GA 30802

 (706)541-1158

 Grades: K-5

 Enrollment: 318 students

Note: For information on educator qualifications and other federal reporting requirements, [click here](#). Discipline data are available in the [K-12 Student Discipline Dashboard](#).

Performance Snapshot

- North Columbia Elementary School's **overall performance is higher than 90% of schools in the state** and is higher than its district.
- Its students' **academic growth is higher than 62% of schools in the state** and lower than its district.
- **66.7% of its 3rd grade students are reading at or above the grade level target.**
- North Columbia Elementary School is **Beating the Odds**, meaning that it performs better than similar schools.

School Wide

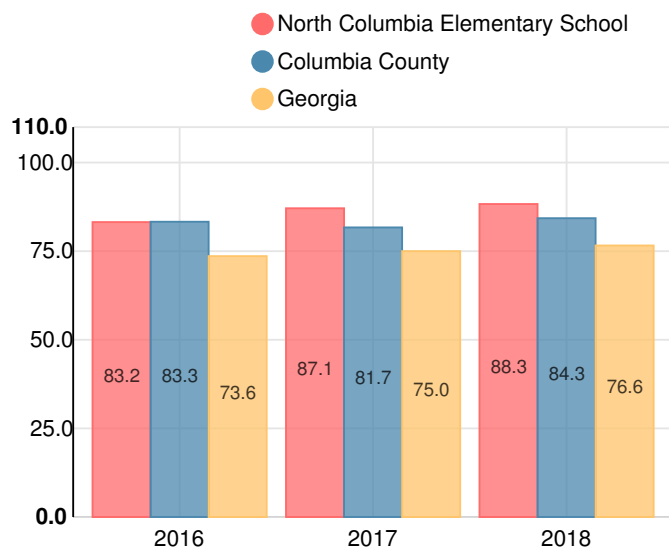
B

88.3

Year	North Columbia Elementary School
2018	B
2017	B
2016	B
2015	B
2014	C

Grade conversion	
A	90 - 100
B	80 - 89.9
C	70 - 79.9
D	60 - 69.9
F	0 - 59.9

CCRPI Single Score



Student Mobility Rate

10.7%

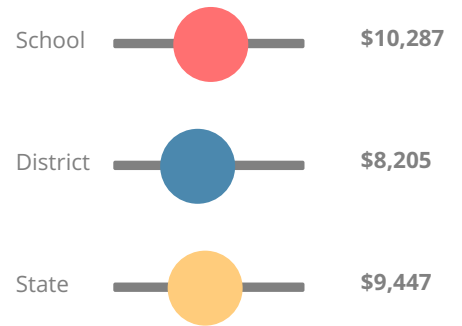
School Climate Star Rating



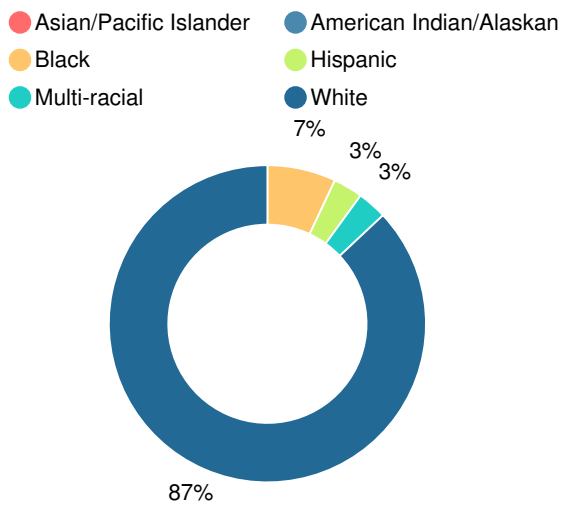
Financial Efficiency Star Rating



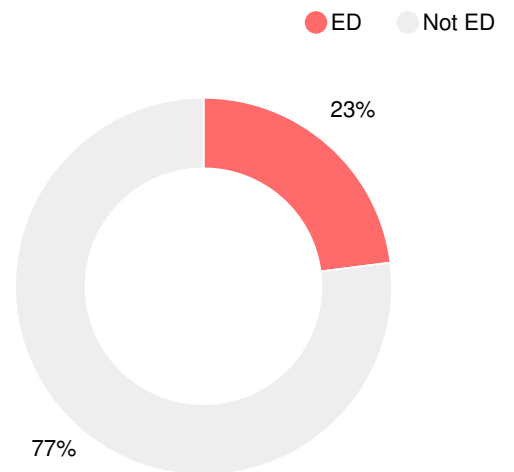
Per Pupil Expenditures



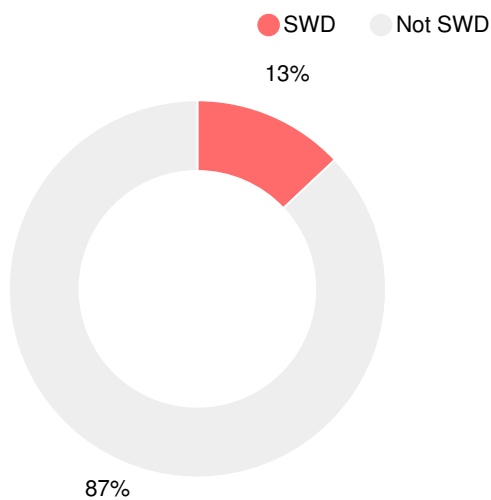
Race/Ethnicity



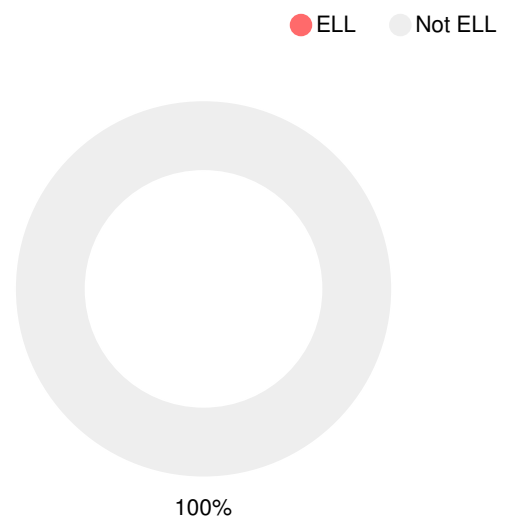
Economically Disadvantaged (ED)



Students with Disability (SWD)



English Language Learners (ELL)



Elementary

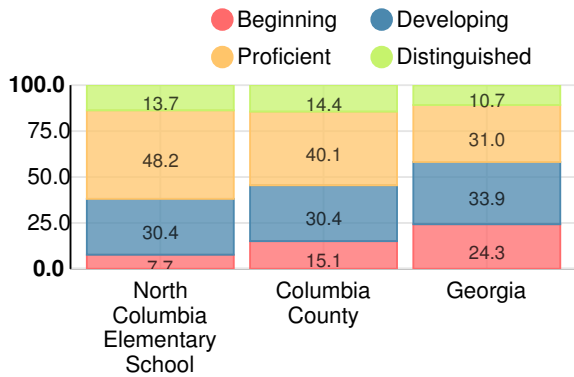
CCRPI Score

North Columbia Elementary School

Indicator	2018
Content Mastery	90.4
Progress	86.4
Closing Gaps	89.3
Readiness	87.8
CCRPI Score	88.3

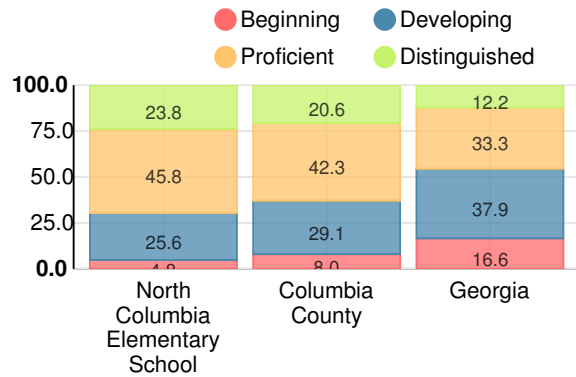
English

Percent of students scoring in each performance level on 2018 Georgia Milestones for elementary grades



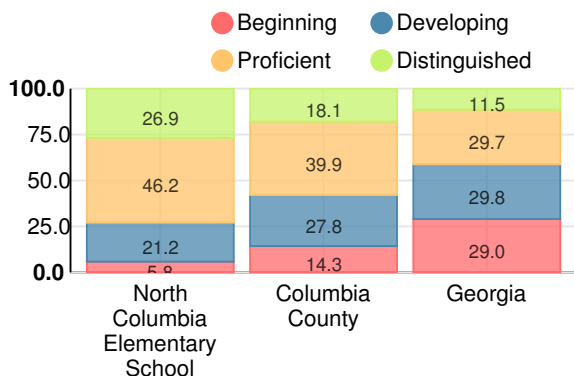
Mathematics

Percent of students scoring in each performance level on 2018 Georgia Milestones for elementary grades



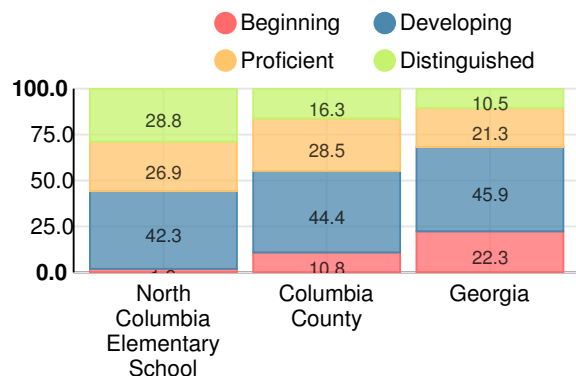
Science

Percent of students scoring in each performance level on 2018 Georgia Milestones for elementary grades



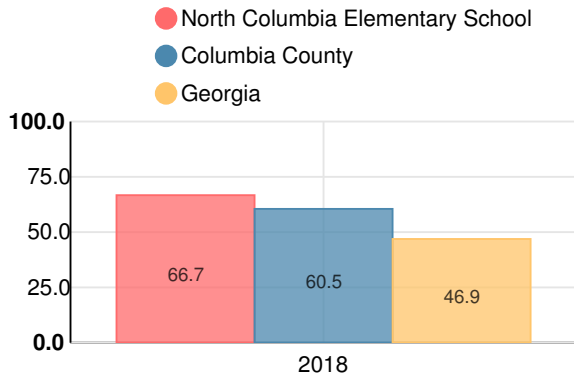
Social Studies

Percent of students scoring in each performance level on 2018 Georgia Milestones for elementary grades



Reading at or above the Grade Level Target (3rd Grade)

Percent of students in grade 3 achieving Lexile measure equal to or greater than 670



Reading at or above the Grade Level Target (5th Grade)

Percent of students in grade 5 achieving Lexile measure equal to or greater than 920

