




Western Elementary School

 1730 Welcome Rd, Newnan, GA 30264

 (770)254-2790

 Grades: K-5

 Enrollment: 410 students

Note: For information on educator qualifications and other federal reporting requirements, [click here](#). Discipline data are available in the [K-12 Student Discipline Dashboard](#).

Performance Snapshot

- Western Elementary School's **overall performance is higher than 54% of schools in the state** and is lower than its district.
- Its students' **academic growth is higher than 77% of schools in the state** and higher than its district.
- **36.5% of its 3rd grade students are reading at or above the grade level target.**
- Western Elementary School is **Beating the Odds**, meaning that it performs better than similar schools.

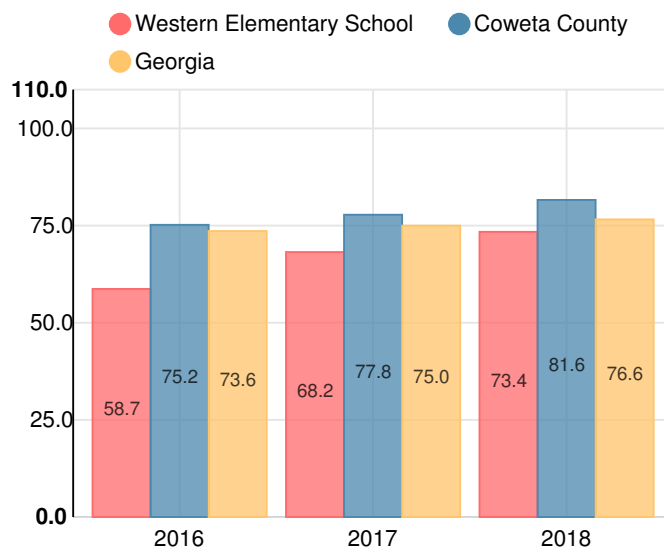
School Wide

C
73.4

Year	Western Elementary School
2018	C
2017	D
2016	F
2015	D
2014	F

Grade conversion	
A	90 - 100
B	80 - 89.9
C	70 - 79.9
D	60 - 69.9
F	0 - 59.9

CCRPI Single Score



Student Mobility Rate

25.4%

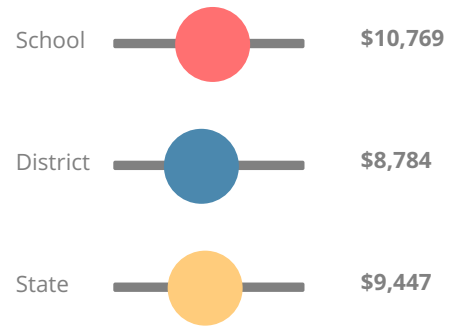
School Climate Star Rating



Financial Efficiency Star Rating

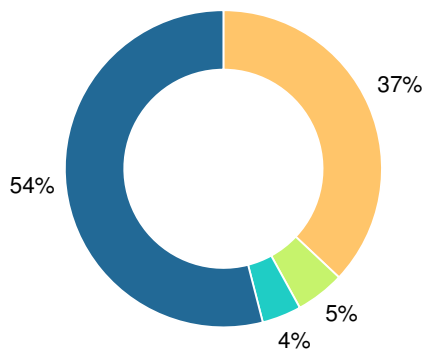


Per Pupil Expenditures



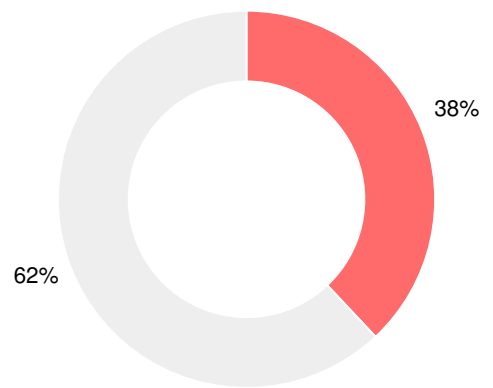
Race/Ethnicity

- Asian/Pacific Islander
- American Indian/Alaskan
- Black
- Hispanic
- Multi-racial
- White



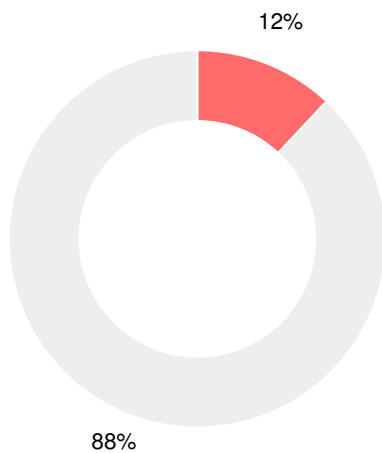
Economically Disadvantaged (ED)

- ED
- Not ED




Students with Disability (SWD)

- SWD
- Not SWD



English Language Learners (ELL)

- ELL
- Not ELL



Elementary

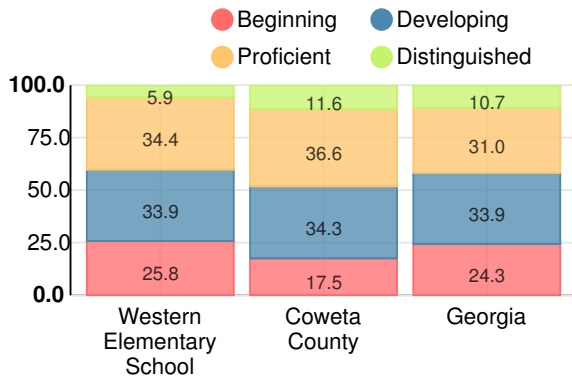
CCRPI Score

Western Elementary School

Indicator	2018
Content Mastery	57.2
Progress	90.9
Closing Gaps	58.3
Readiness	78.6
CCRPI Score	73.4

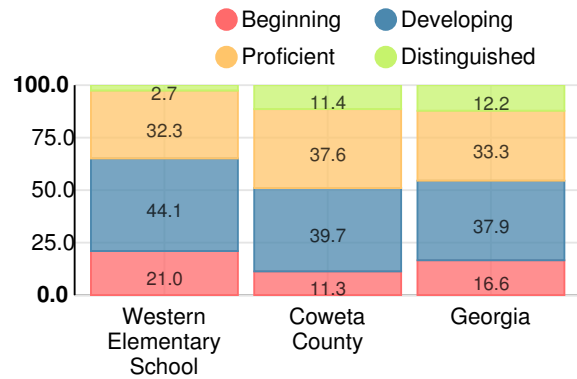
English

Percent of students scoring in each performance level on 2018 Georgia Milestones for elementary grades



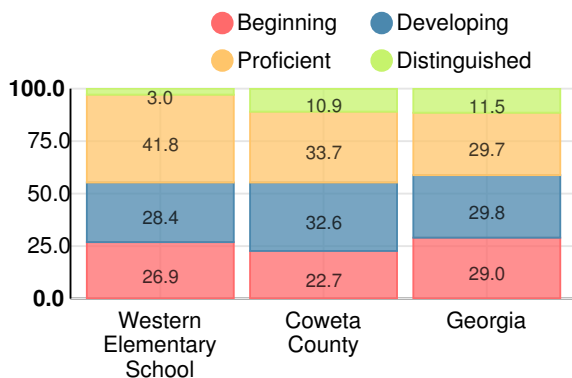
Mathematics

Percent of students scoring in each performance level on 2018 Georgia Milestones for elementary grades



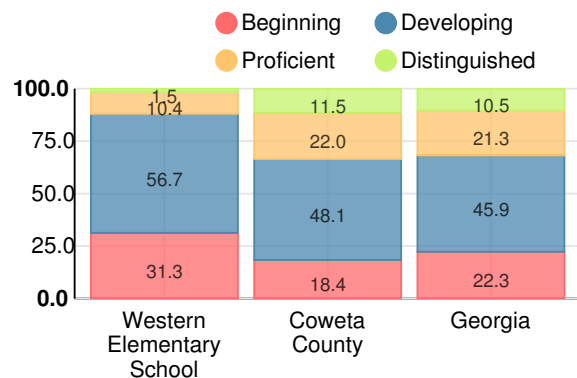
Science

Percent of students scoring in each performance level on 2018 Georgia Milestones for elementary grades



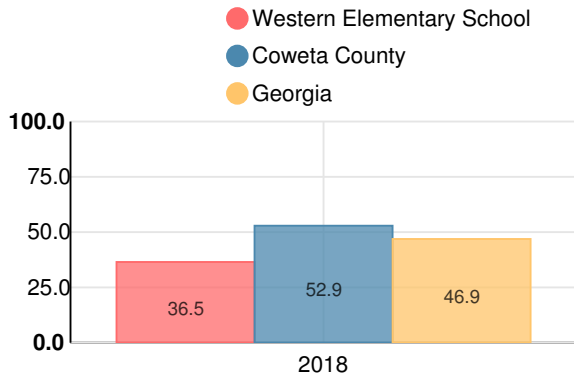
Social Studies

Percent of students scoring in each performance level on 2018 Georgia Milestones for elementary grades



Reading at or above the Grade Level Target (3rd Grade)

Percent of students in grade 3 achieving Lexile measure equal to or greater than 670



Reading at or above the Grade Level Target (5th Grade)

Percent of students in grade 5 achieving Lexile measure equal to or greater than 920

