



# Jolly Elementary School

 1070 Otello Ave, Clarkston, GA 30021

 (678)676-5802

 Grades: K-5

 Enrollment: 762 students

Note: For information on educator qualifications and other federal reporting requirements, [click here](#). Discipline data are available in the [K-12 Student Discipline Dashboard](#).

## Performance Snapshot

- Jolly Elementary School's **overall performance is higher than 8% of schools in the state** and is lower than its district.
- Its students' **academic growth is higher than 41% of schools in the state** and lower than its district.
- 15.4% of its 3rd grade students are reading at or above the grade level target.**

## School Wide

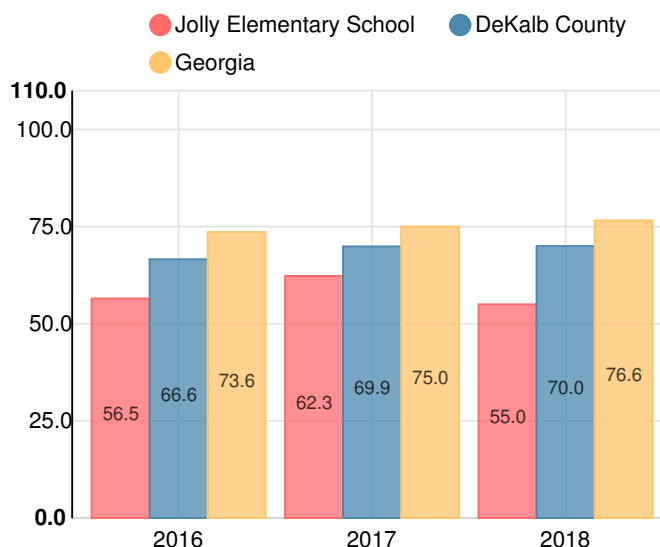
**F**

**55**

Year	Jolly Elementary School
2018	F
2017	D
2016	F
2015	F
2014	F

Grade conversion	
A	90 - 100
B	80 - 89.9
C	70 - 79.9
D	60 - 69.9
F	0 - 59.9

## CCRPI Single Score



Student Mobility Rate

27.9%

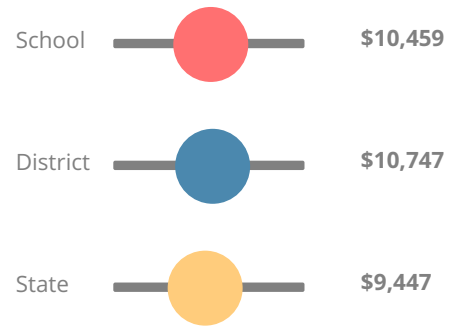
School Climate Star Rating



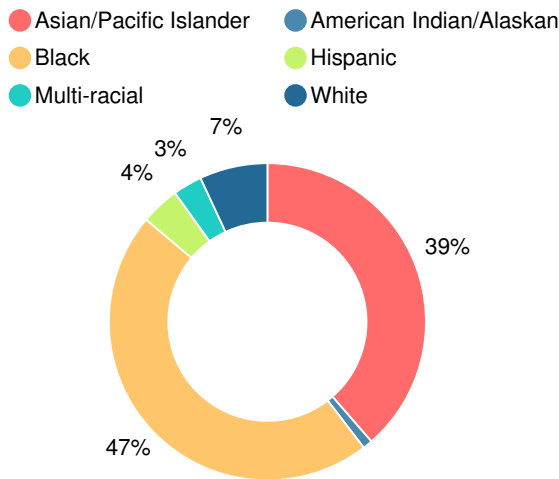
Financial Efficiency Star Rating



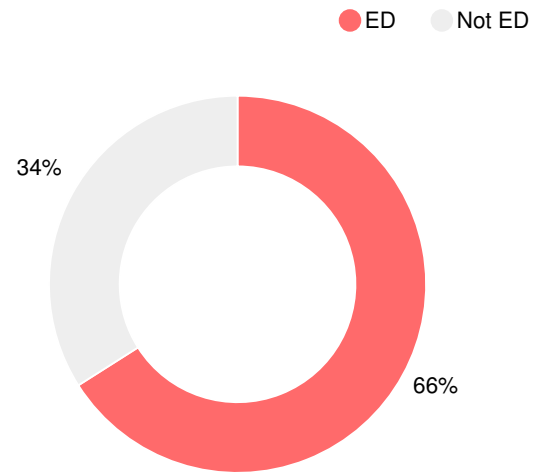
Per Pupil Expenditures



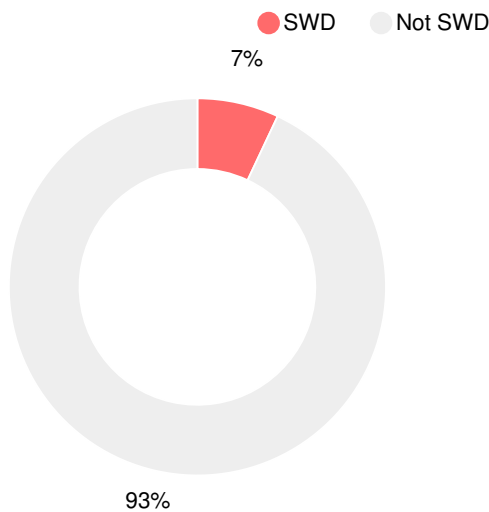
Race/Ethnicity



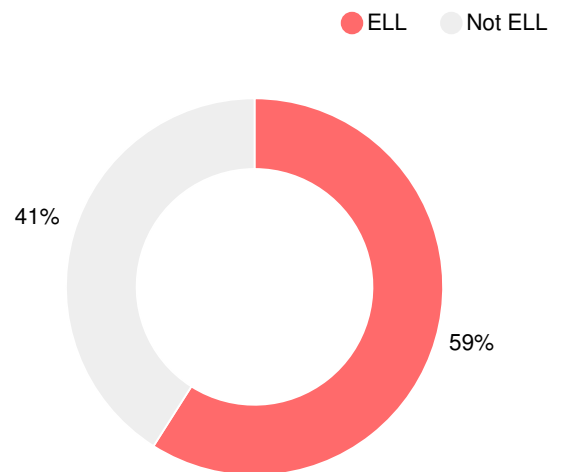
Economically Disadvantaged (ED)



Students with Disability (SWD)



English Language Learners (ELL)



# Elementary

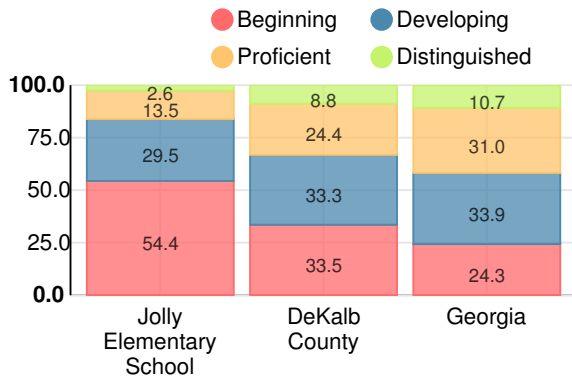
## CCRPI Score

### Jolly Elementary School

Indicator	2018
Content Mastery	30.9
Progress	80.6
Closing Gaps	22.9
Readiness	70.2
<b>CCRPI Score</b>	<b>55.0</b>

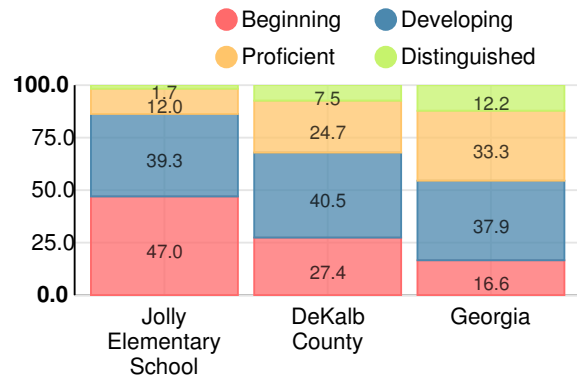
### English

Percent of students scoring in each performance level on 2018 Georgia Milestones for elementary grades



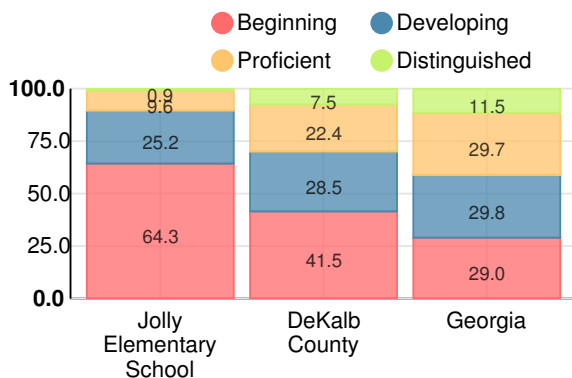
### Mathematics

Percent of students scoring in each performance level on 2018 Georgia Milestones for elementary grades



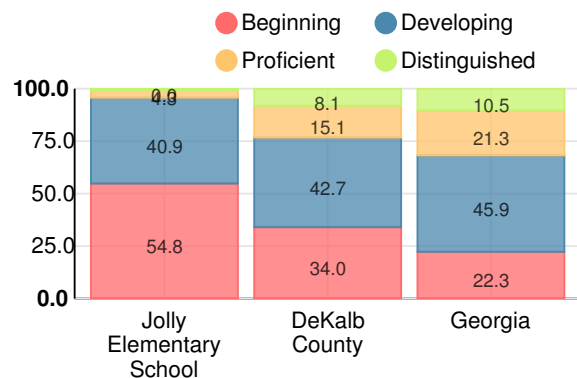
### Science

Percent of students scoring in each performance level on 2018 Georgia Milestones for elementary grades



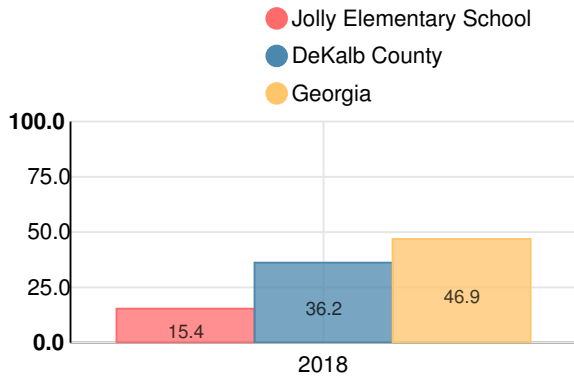
### Social Studies

Percent of students scoring in each performance level on 2018 Georgia Milestones for elementary grades



**Reading at or above the Grade Level Target  
(3rd Grade)**

Percent of students in grade 3 achieving Lexile measure equal to or greater than 670



**Reading at or above the Grade Level Target  
(5th Grade)**

Percent of students in grade 5 achieving Lexile measure equal to or greater than 920

