




# International Studies Elementary Charter School

 2237 Cutts Dr, Albany, GA 31705

 (229)431-3384

 Grades: K-5

 Enrollment: 426 students

Note: For information on educator qualifications and other federal reporting requirements, [click here](#). Discipline data are available in the [K-12 Student Discipline Dashboard](#).

### Performance Snapshot

- International Studies Elementary Charter School's **overall performance is higher than 80% of schools in the state** and is higher than its district.
- Its students' **academic growth is higher than 56% of schools in the state** and higher than its district.
- **35.3% of its 3rd grade students are reading at or above the grade level target.**
- International Studies Elementary Charter School is **Beating the Odds**, meaning that it performs better than similar schools.

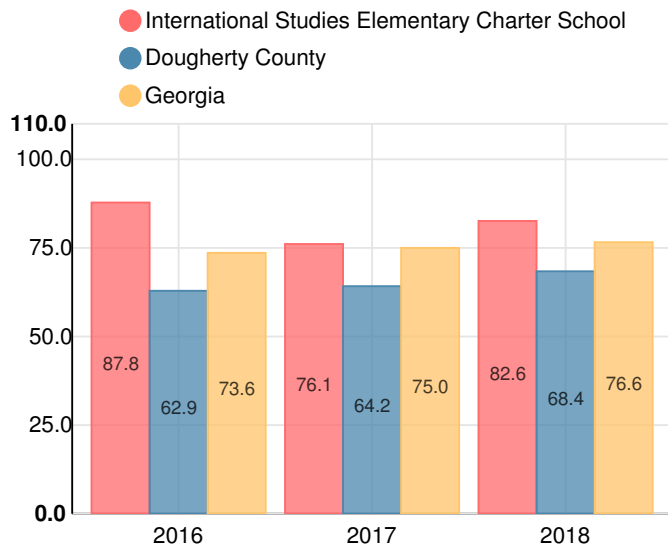
## School Wide

**B**  
**82.6**

Year	International Studies Elementary Charter School
2018	B
2017	C
2016	B
2015	C
2014	B

Grade conversion	
A	90 - 100
B	80 - 89.9
C	70 - 79.9
D	60 - 69.9
F	0 - 59.9

### CCRPI Single Score



Student Mobility Rate

4.5%

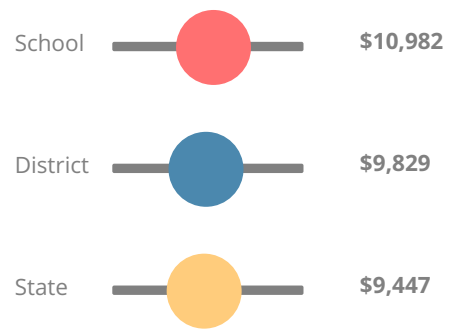
School Climate Star Rating



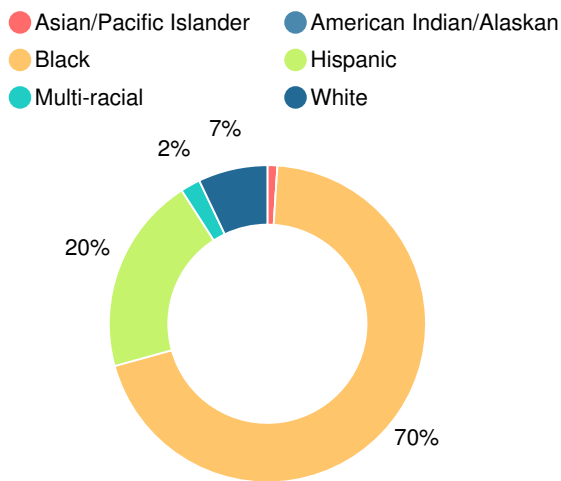
Financial Efficiency Star Rating



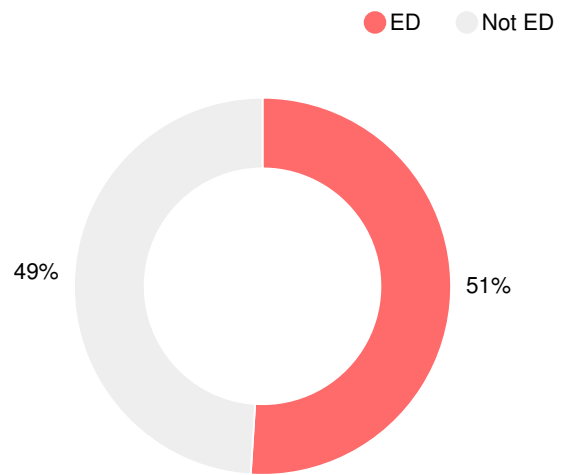
Per Pupil Expenditures



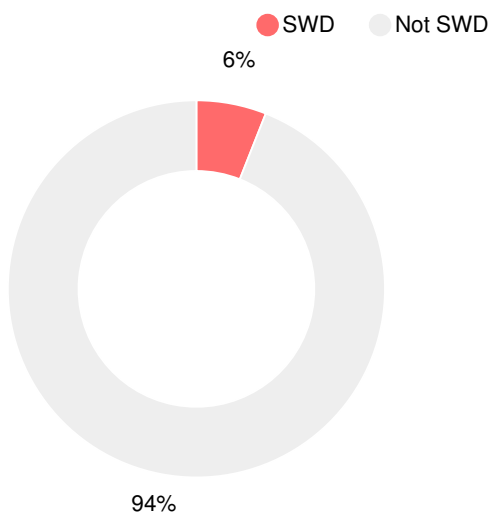
Race/Ethnicity



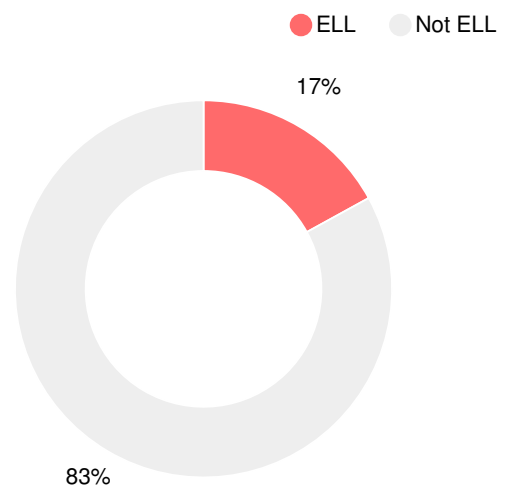
Economically Disadvantaged (ED)



Students with Disability (SWD)



English Language Learners (ELL)



# Elementary

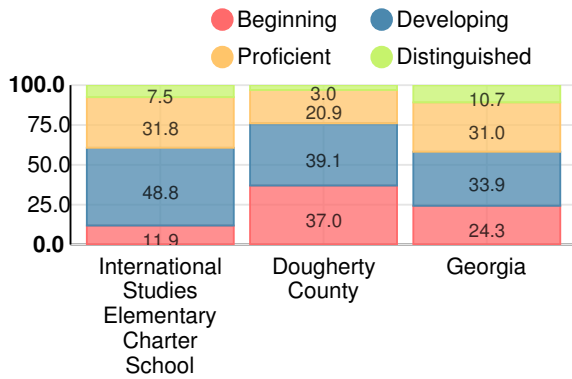
## CCRPI Score

### International Studies Elementary Charter School

Indicator	2018
Content Mastery	71.0
Progress	84.6
Closing Gaps	100.0
Readiness	83.3
<b>CCRPI Score</b>	<b>82.6</b>

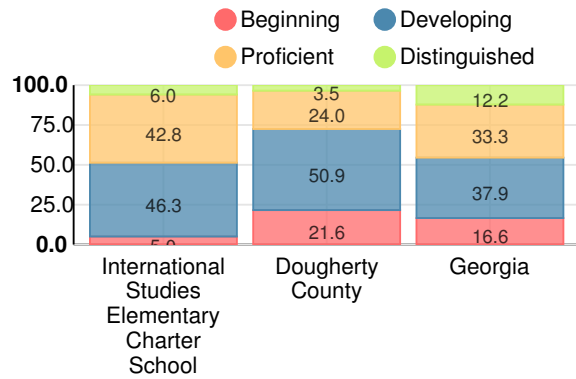
## English

Percent of students scoring in each performance level on 2018 Georgia Milestones for elementary grades



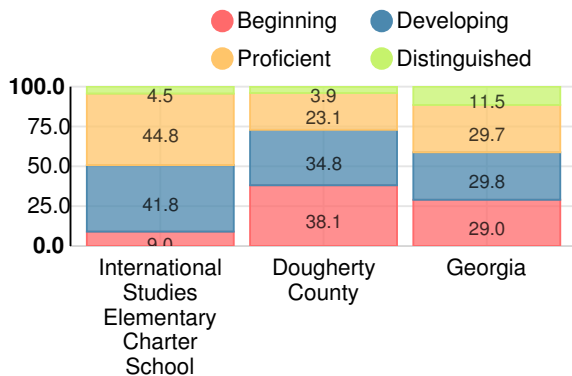
## Mathematics

Percent of students scoring in each performance level on 2018 Georgia Milestones for elementary grades



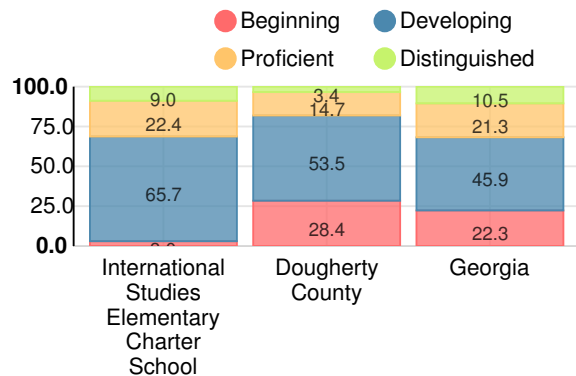
## Science

Percent of students scoring in each performance level on 2018 Georgia Milestones for elementary grades



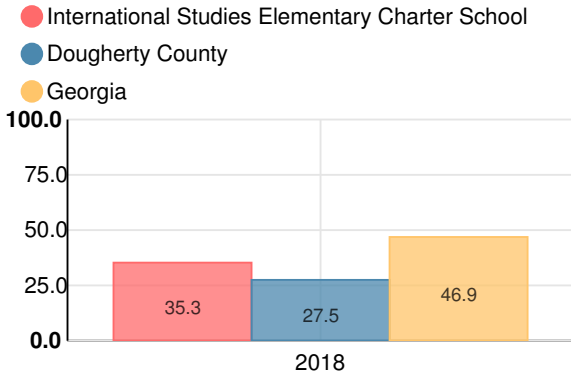
## Social Studies

Percent of students scoring in each performance level on 2018 Georgia Milestones for elementary grades



**Reading at or above the Grade Level Target (3rd Grade)**

Percent of students in grade 3 achieving Lexile measure equal to or greater than 670



**Reading at or above the Grade Level Target (5th Grade)**

Percent of students in grade 5 achieving Lexile measure equal to or greater than 920

