




# Birmingham Falls Elementary School

 14865 Birmingham Hwy, Milton, GA 30004

 (470)254-2820

 Grades: K-5

 Enrollment: 738 students

Note: For information on educator qualifications and other federal reporting requirements, [click here](#). Discipline data are available in the [K-12 Student Discipline Dashboard](#).

### Performance Snapshot

- Birmingham Falls Elementary School's **overall performance is higher than 91% of schools in the state** and is higher than its district.
- Its students' **academic growth is higher than 51% of schools in the state** and similar to its district.
- **75.7% of its 3rd grade students are reading at or above the grade level target.**

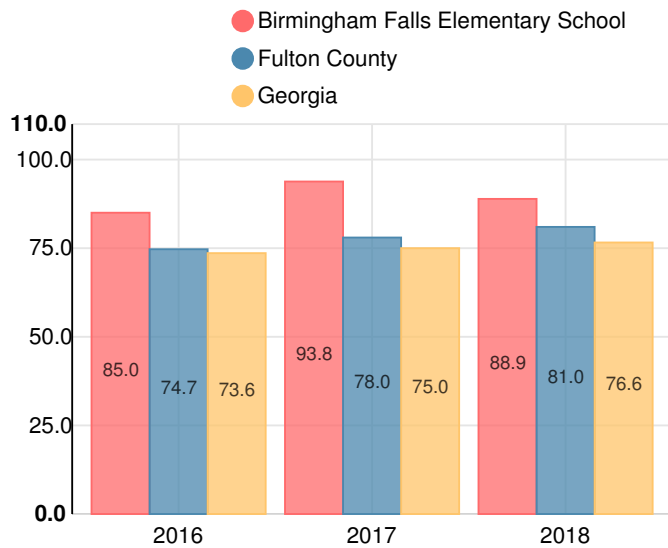
## School Wide

**B**  
**88.9**

Year	Birmingham Falls Elementary School
2018	B
2017	A
2016	B
2015	B
2014	B

Grade conversion	
A	90 - 100
B	80 - 89.9
C	70 - 79.9
D	60 - 69.9
F	0 - 59.9

### CCRPI Single Score



Student Mobility Rate

4.8%

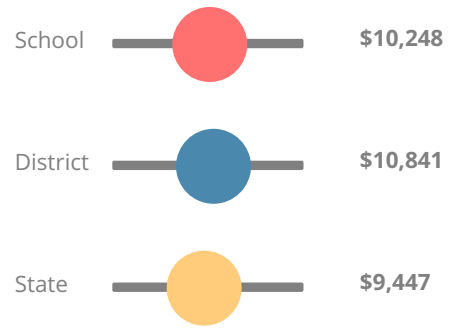
School Climate Star Rating



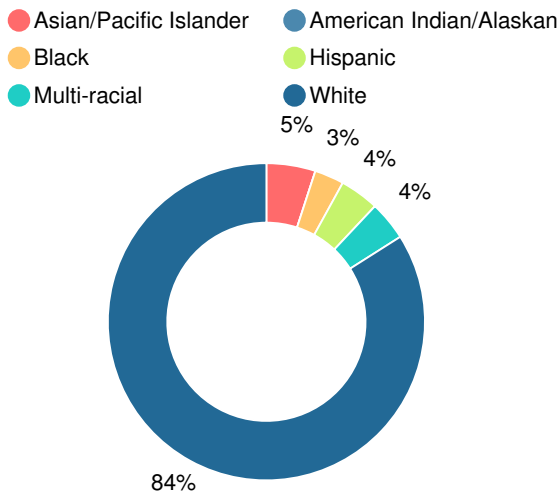
Financial Efficiency Star Rating



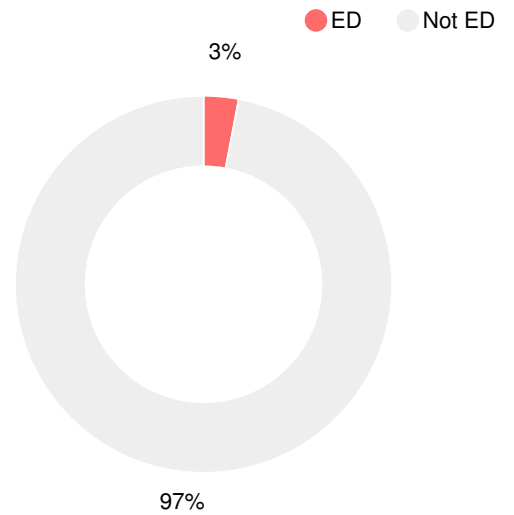
Per Pupil Expenditures



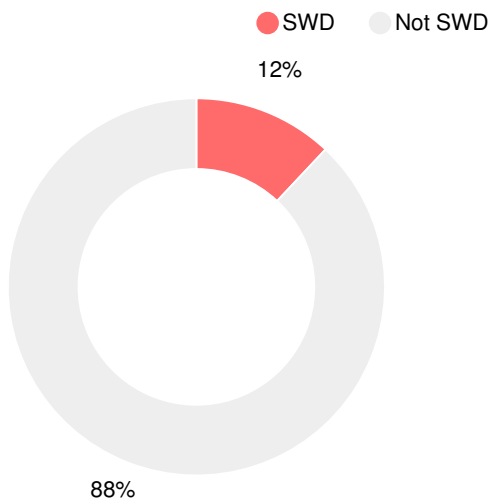
Race/Ethnicity



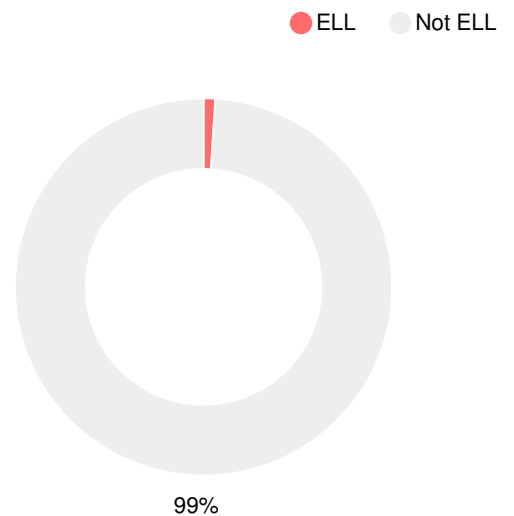
Economically Disadvantaged (ED)



Students with Disability (SWD)



English Language Learners (ELL)



# Elementary

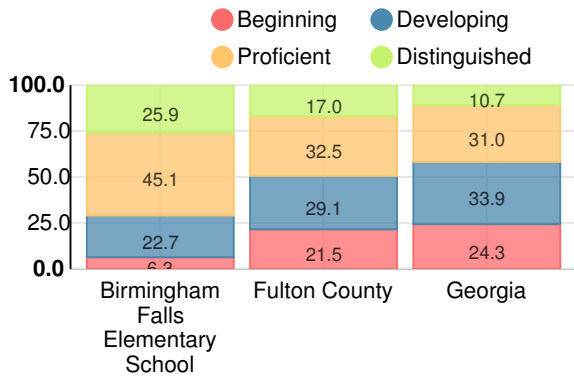
## CCRPI Score

### Birmingham Falls Elementary School

Indicator	2018
Content Mastery	97.0
Progress	83.2
Closing Gaps	82.1
Readiness	91.6
<b>CCRPI Score</b>	<b>88.9</b>

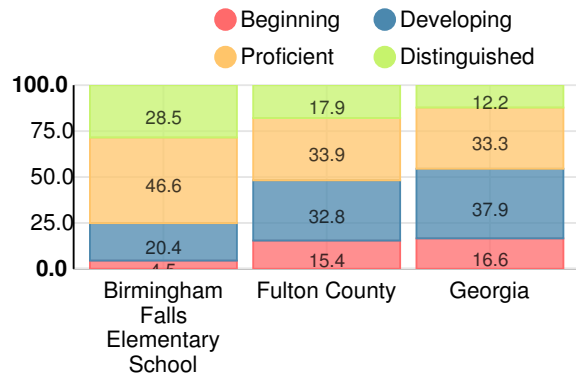
### English

Percent of students scoring in each performance level on 2018 Georgia Milestones for elementary grades



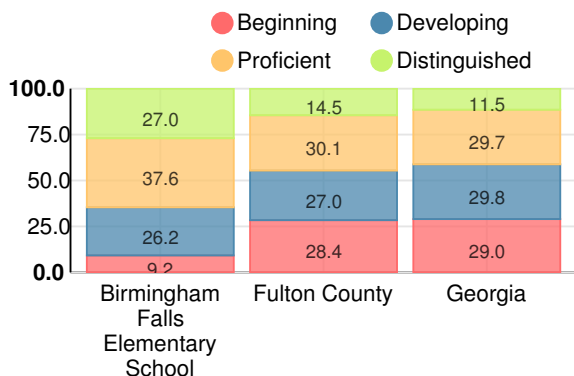
### Mathematics

Percent of students scoring in each performance level on 2018 Georgia Milestones for elementary grades



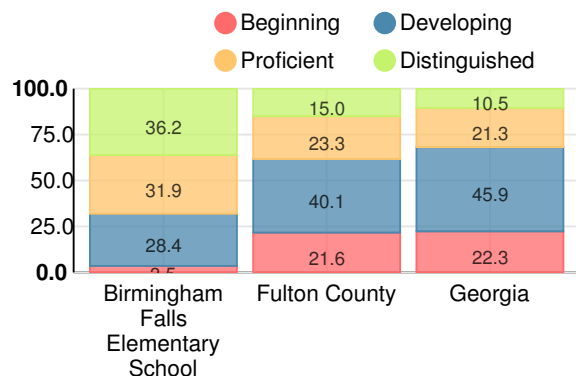
### Science

Percent of students scoring in each performance level on 2018 Georgia Milestones for elementary grades



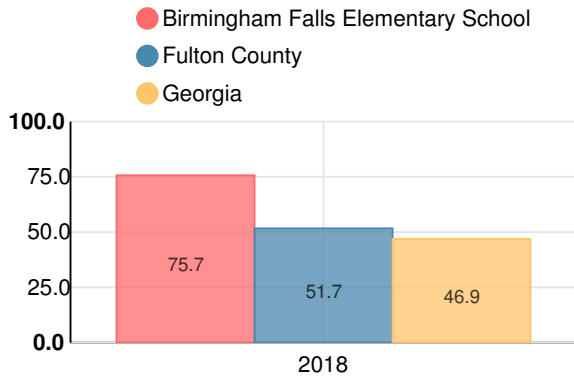
### Social Studies

Percent of students scoring in each performance level on 2018 Georgia Milestones for elementary grades



### Reading at or above the Grade Level Target (3rd Grade)

Percent of students in grade 3 achieving Lexile measure equal to or greater than 670



### Reading at or above the Grade Level Target (5th Grade)

Percent of students in grade 5 achieving Lexile measure equal to or greater than 920

