



# Alford Elementary School

 2625 Lawrenceville Hwy, Lawrenceville, GA 30044

 (678)924-5300

 Grades: K-5

 Enrollment: 922 students

Note: For information on educator qualifications and other federal reporting requirements, [click here](#). Discipline data are available in the [K-12 Student Discipline Dashboard](#).

### Performance Snapshot

- Alford Elementary School's **overall performance is higher than 74% of schools in the state** and is lower than its district.
- Its students' **academic growth is higher than 72% of schools in the state** and lower than its district.
- 40.1% of its 3rd grade students are reading at or above the grade level target.**
- Alford Elementary School is **Beating the Odds**, meaning that it performs better than similar schools.

## School Wide

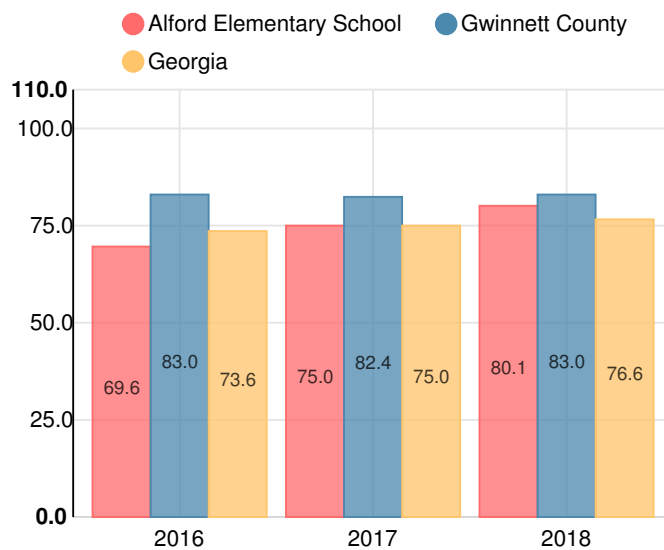
**B**

**80.1**

Year	Alford Elementary School
2018	B
2017	C
2016	D
2015	C
2014	C

Grade conversion	
A	90 - 100
B	80 - 89.9
C	70 - 79.9
D	60 - 69.9
F	0 - 59.9

### CCRPI Single Score



Student Mobility Rate

14.6%

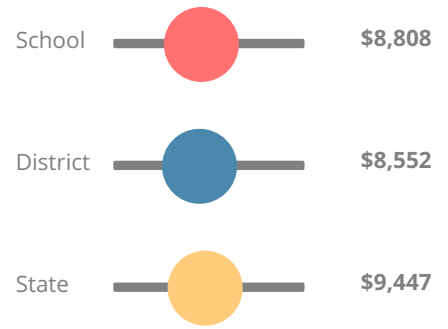
School Climate Star Rating



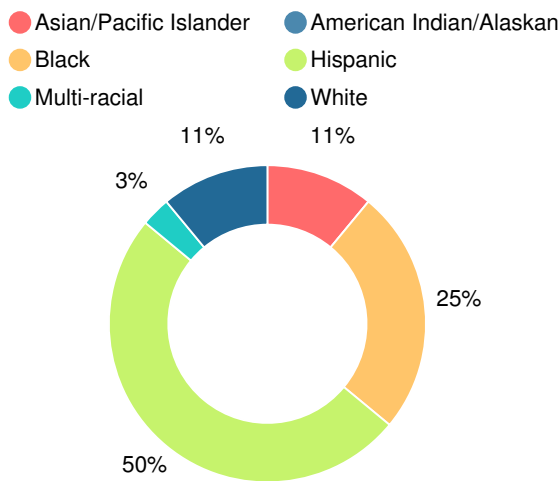
Financial Efficiency Star Rating



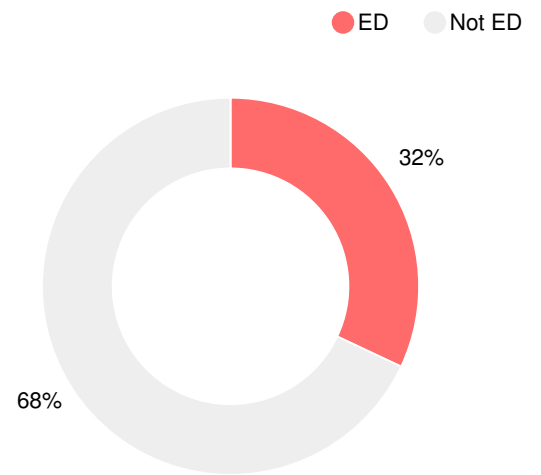
Per Pupil Expenditures



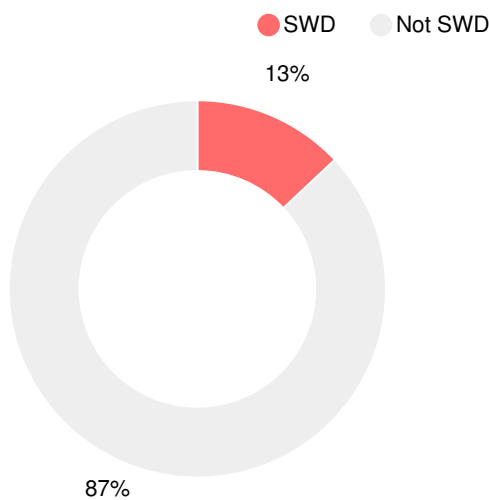
Race/Ethnicity



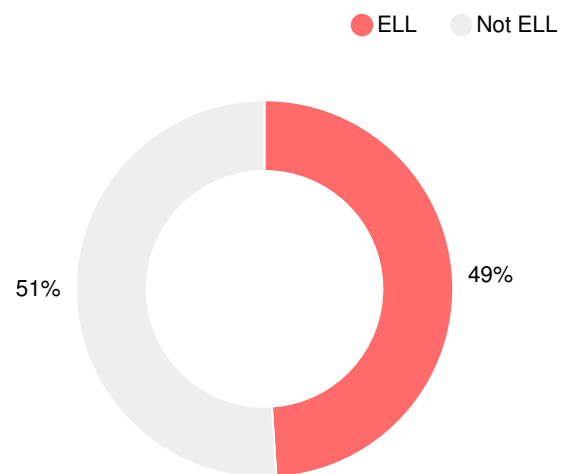
Economically Disadvantaged (ED)



Students with Disability (SWD)



English Language Learners (ELL)



# Elementary

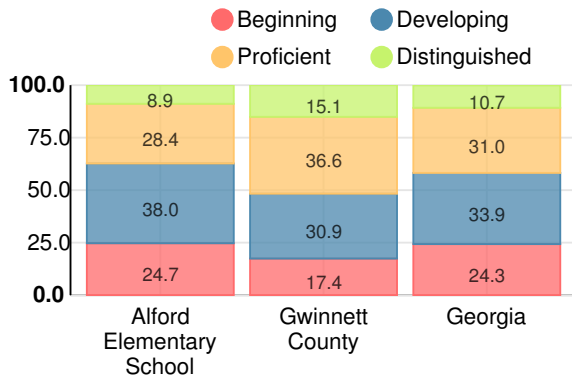
## CCRPI Score

### Alford Elementary School

Indicator	2018
Content Mastery	63.1
Progress	89.4
Closing Gaps	92.9
Readiness	79.6
<b>CCRPI Score</b>	<b>80.1</b>

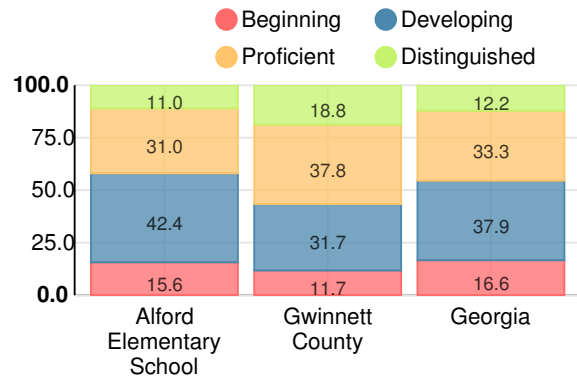
### English

Percent of students scoring in each performance level on 2018 Georgia Milestones for elementary grades



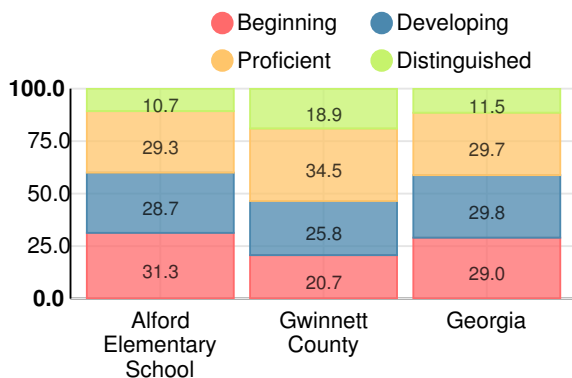
### Mathematics

Percent of students scoring in each performance level on 2018 Georgia Milestones for elementary grades



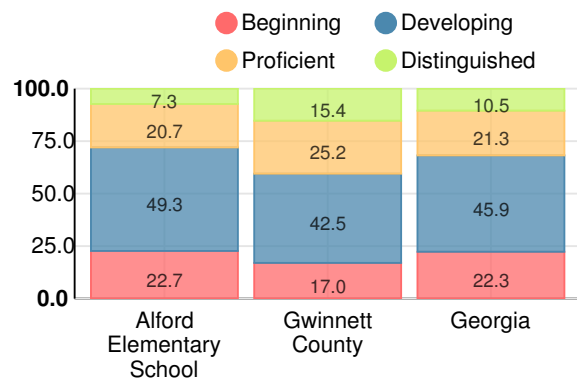
### Science

Percent of students scoring in each performance level on 2018 Georgia Milestones for elementary grades



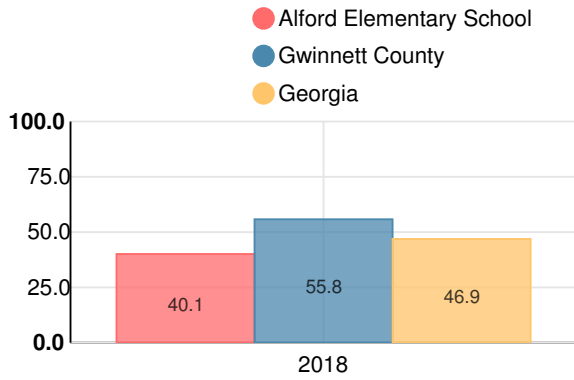
### Social Studies

Percent of students scoring in each performance level on 2018 Georgia Milestones for elementary grades



**Reading at or above the Grade Level Target (3rd Grade)**

Percent of students in grade 3 achieving Lexile measure equal to or greater than 670



**Reading at or above the Grade Level Target (5th Grade)**

Percent of students in grade 5 achieving Lexile measure equal to or greater than 920

