




GIVE Center West

 5550 Peachtree Industrial Blvd, Norcross, GA 30071

 (770)246-5300

 Grades: 6-12

 Enrollment: 217 students

Note: For information on educator qualifications and other federal reporting requirements, [click here](#). Discipline data are available in the [K-12 Student Discipline Dashboard](#).

Performance Snapshot

- GIVE Center West's **overall performance is higher than 2% of schools in the state** and is lower than its district.
- Its middle school students' **academic growth is higher than 23% of middle schools in the state** and lower than its district.
- Its high school students' **academic growth is higher than 4% of high schools in the state** and lower than its district.
- 40.5% of its 8th grade students are reading at or above the grade level target.**
- Its four-year graduation rate is 0.0%**, which is **higher than 1% of high schools in the state** and lower than its district.
- GIVE Center West is **Beating the Odds**, meaning that it performs better than similar schools.

School Wide

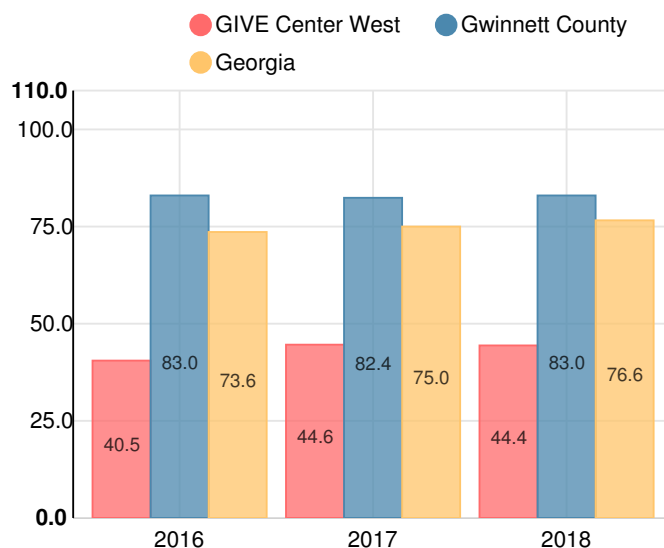
F

44.4

Year	GIVE Center West
2018	F
2017	F
2016	F
2015	F
2014	F

Grade conversion	
A	90 - 100
B	80 - 89.9
C	70 - 79.9
D	60 - 69.9
F	0 - 59.9

CCRPI Single Score



Student Mobility Rate

313.5%

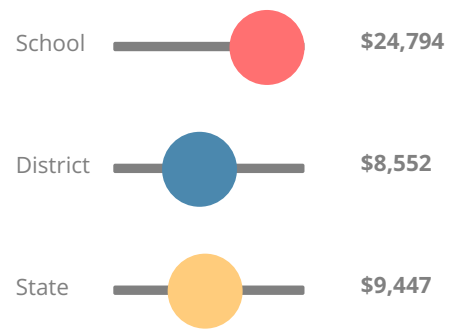
School Climate Star Rating



Financial Efficiency Star Rating

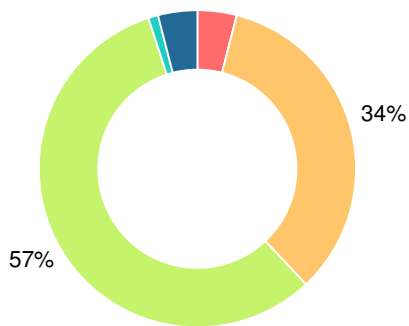


Per Pupil Expenditures



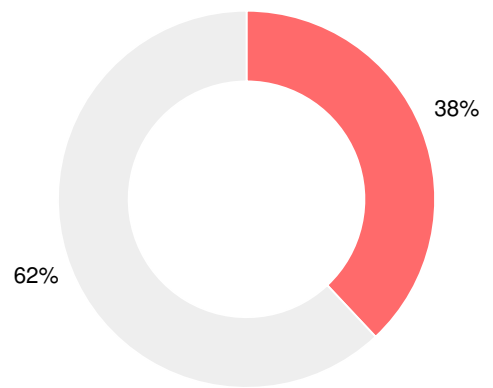
Race/Ethnicity

- Asian/Pacific Islander
- American Indian/Alaskan
- Black
- Hispanic
- Multi-racial
- White



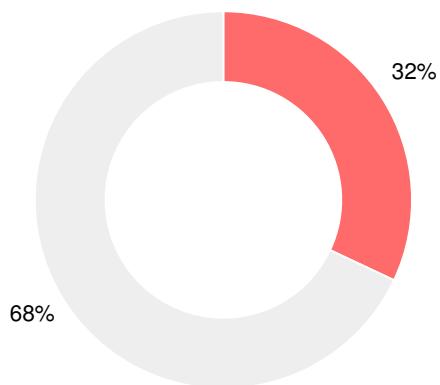
Economically Disadvantaged (ED)

- ED
- Not ED



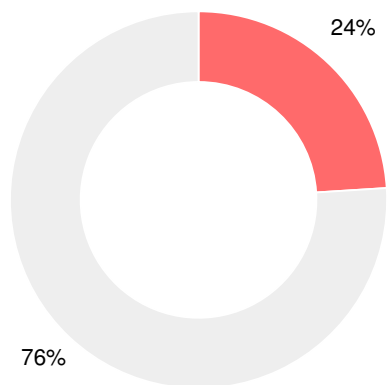
Students with Disability (SWD)

- SWD
- Not SWD



English Language Learners (ELL)

- ELL
- Not ELL



Middle School

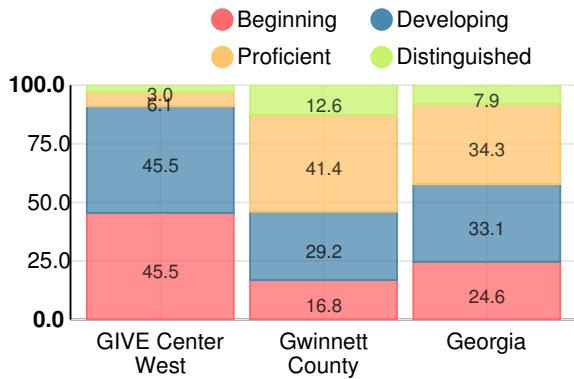
CCRPI Score

GIVE Center West

Indicator	2018
Content Mastery	30.8
Progress	73.9
Closing Gaps	100.0
Readiness	67.9
CCRPI Score	63.7

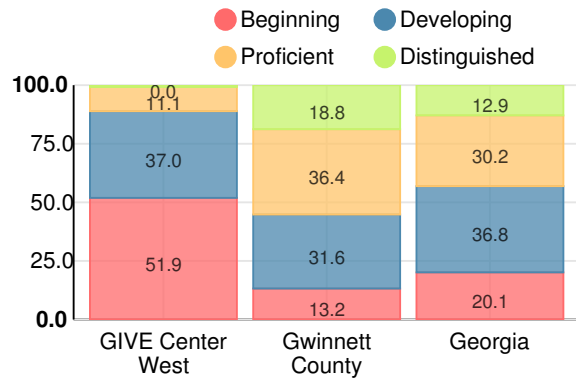
English

Percent of students scoring in each performance level on 2018 Georgia Milestones for middle school grades



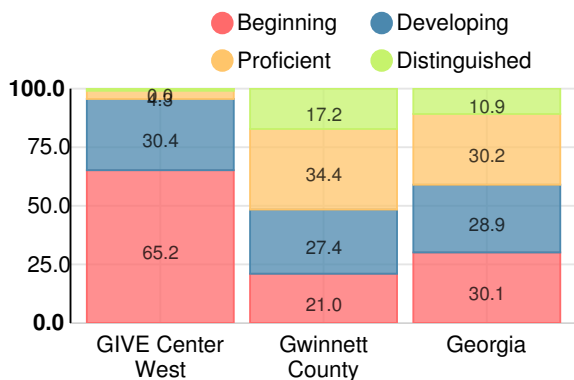
Mathematics

Percent of students scoring in each performance level on 2018 Georgia Milestones for middle school grades



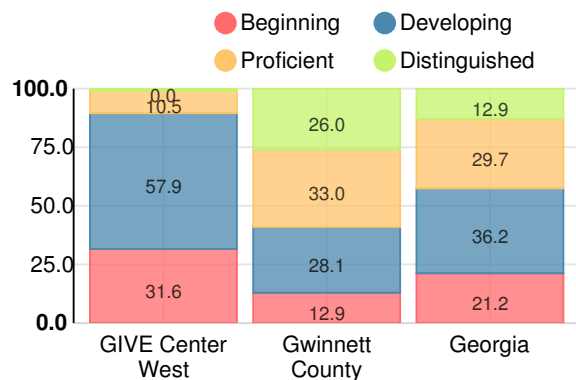
Science

Percent of students scoring in each performance level on 2018 Georgia Milestones for middle school grades



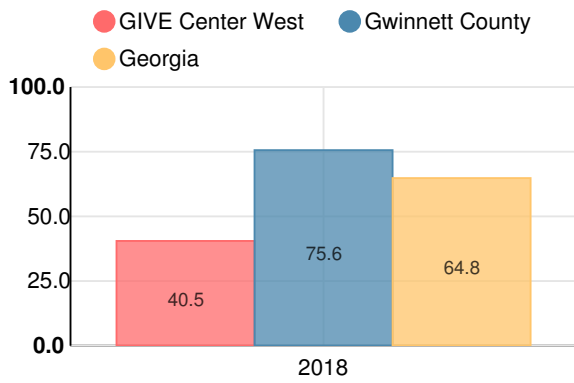
Social Studies

Percent of students scoring in each performance level on 2018 Georgia Milestones for middle school grades



Reading at or above the Grade Level Target (8th Grade)

Percent of students in grade 8 achieving Lexile measure greater than 1097



High School

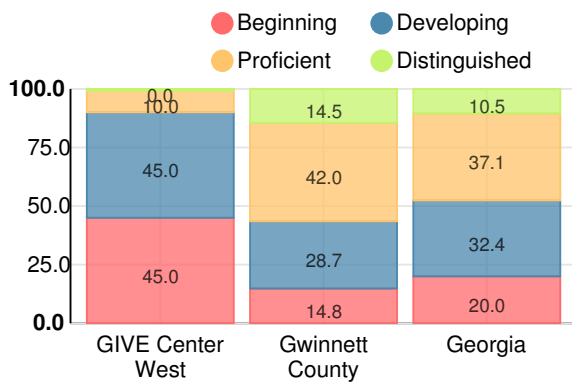
CCRPI Score

GIVE Center West

Indicator	2018
Content Mastery	25.6
Progress	61.4
Closing Gaps	22.2
Readiness	40.5
Graduation Rate	1.1
CCRPI Score	34.6

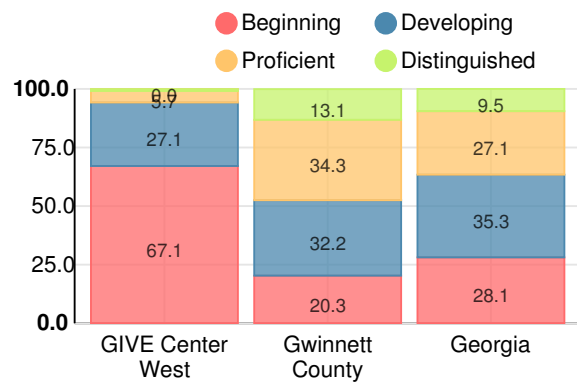
American Literature & Composition

Percent of students scoring in each performance level on 2018 Georgia Milestones



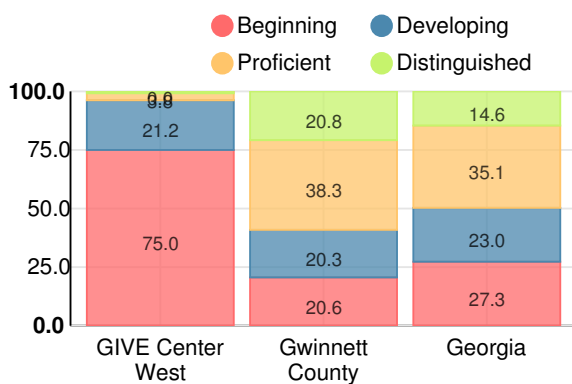
Coordinate Algebra/Algebra I

Percent of students scoring in each performance level on 2018 Georgia Milestones



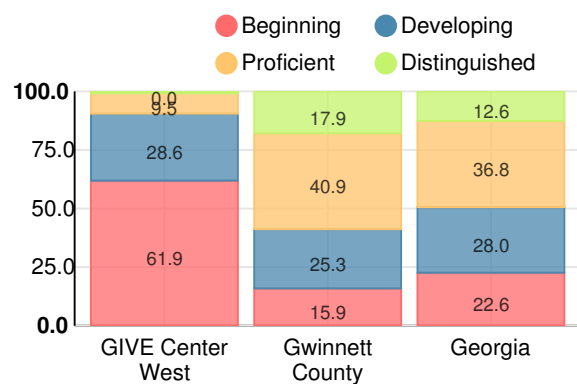
Biology

Percent of students scoring in each performance level on 2018 Georgia Milestones



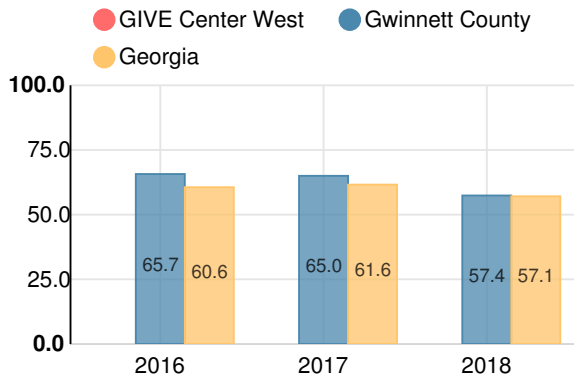
US History

Percent of students scoring in each performance level on 2018 Georgia Milestones



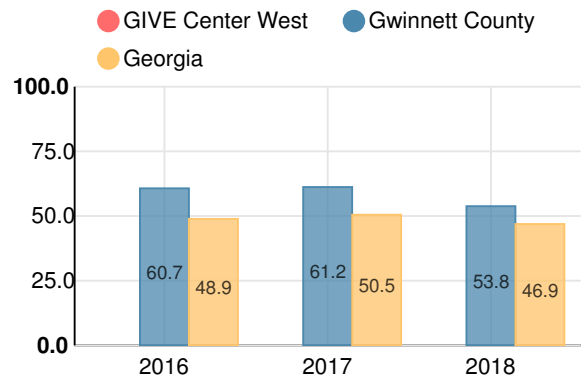
College & Career Readiness

Percent of 12th grade students who are college and career ready

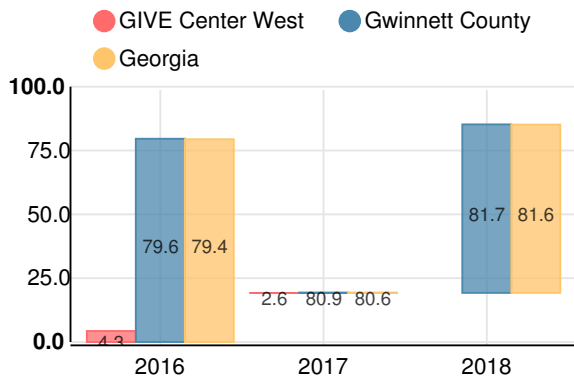


Accelerated Course Taking

Percent of high school graduates earning high school credit for accelerated enrollment



Four-Year Graduation Rate



College Enrollment Rate

