


# Harris Elementary School

 3123 Claiborne Dr, Duluth, GA 30096

 (770)476-2241

 Grades: K-5

 Enrollment: 820 students

Note: For information on educator qualifications and other federal reporting requirements, [click here](#). Discipline data are available in the [K-12 Student Discipline Dashboard](#).

### Performance Snapshot

- Harris Elementary School's **overall performance is higher than 92% of schools in the state** and is higher than its district.
- Its students' **academic growth is higher than 93% of schools in the state** and higher than its district.
- **55.0% of its 3rd grade students are reading at or above the grade level target.**
- Harris Elementary School is **Beating the Odds**, meaning that it performs better than similar schools.

## School Wide

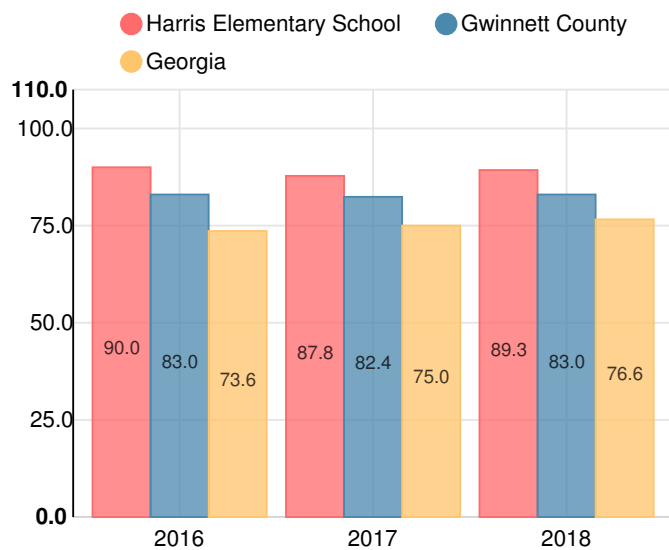
# B

## 89.3

Year	Harris Elementary School
2018	B
2017	B
2016	A
2015	B
2014	A

Grade conversion	
A	90 - 100
B	80 - 89.9
C	70 - 79.9
D	60 - 69.9
F	0 - 59.9

### CCRPI Single Score



Student Mobility Rate

16.0%

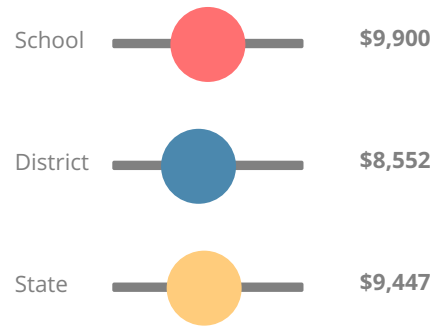
School Climate Star Rating



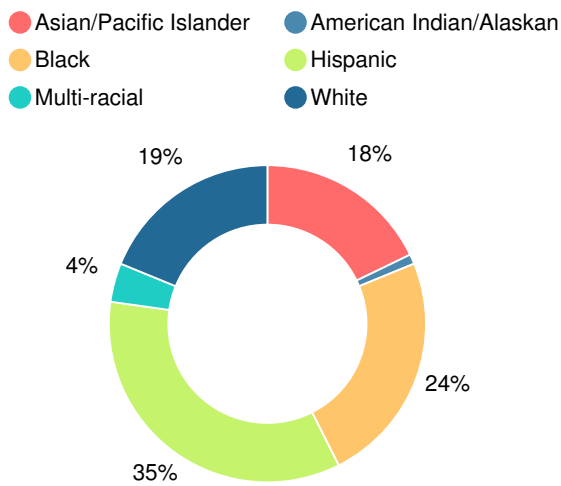
Financial Efficiency Star Rating



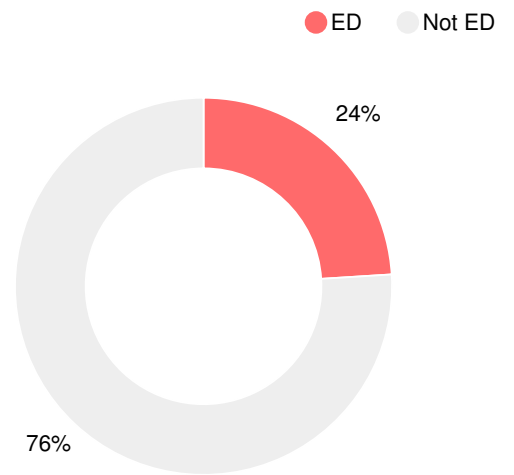
Per Pupil Expenditures



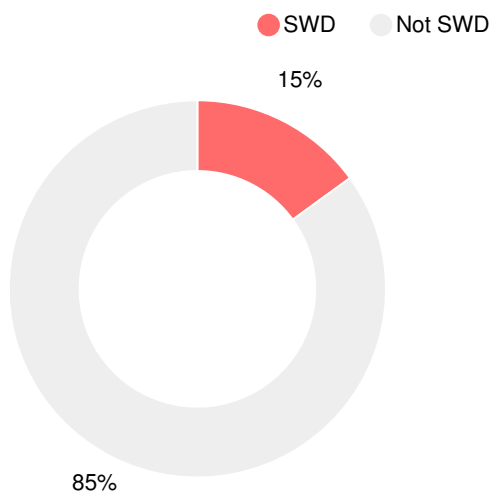
Race/Ethnicity



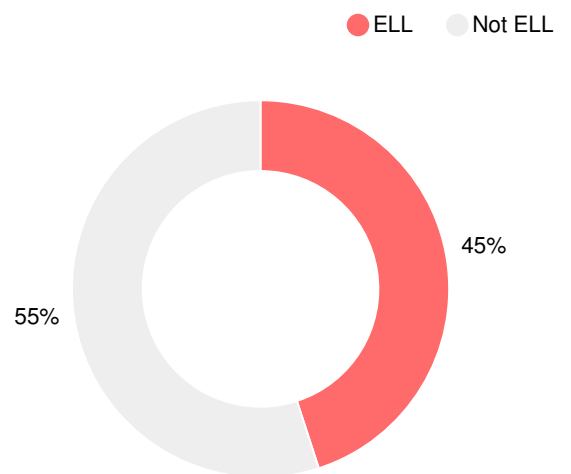
Economically Disadvantaged (ED)



Students with Disability (SWD)



English Language Learners (ELL)



# Elementary

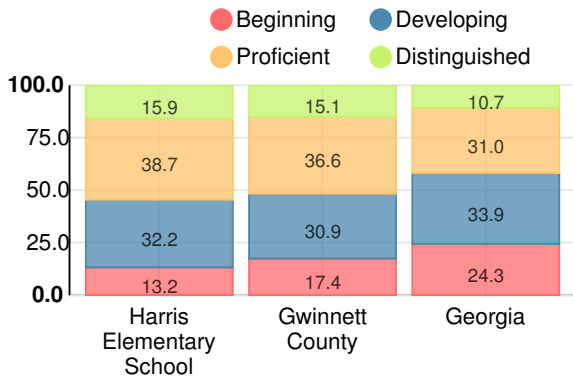
## CCRPI Score

### Harris Elementary School

Indicator	2018
Content Mastery	81.3
Progress	96.6
Closing Gaps	93.8
Readiness	85.3
<b>CCRPI Score</b>	<b>89.3</b>

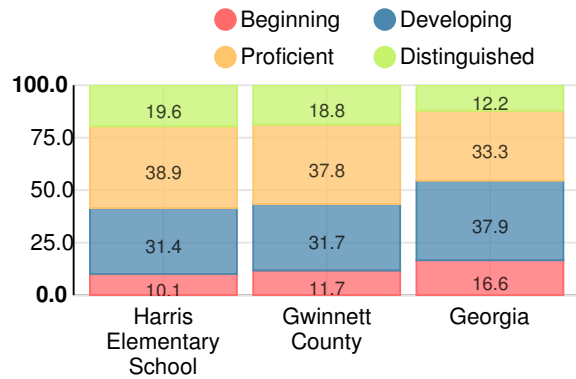
### English

Percent of students scoring in each performance level on 2018 Georgia Milestones for elementary grades



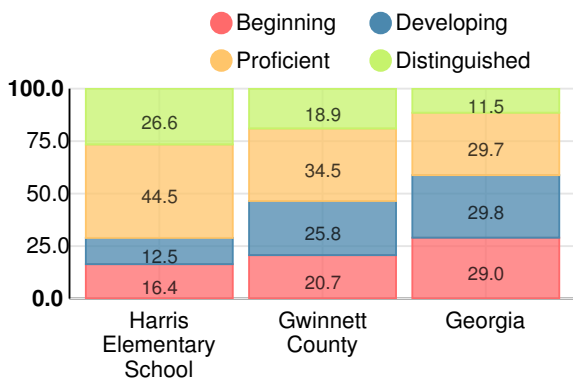
### Mathematics

Percent of students scoring in each performance level on 2018 Georgia Milestones for elementary grades



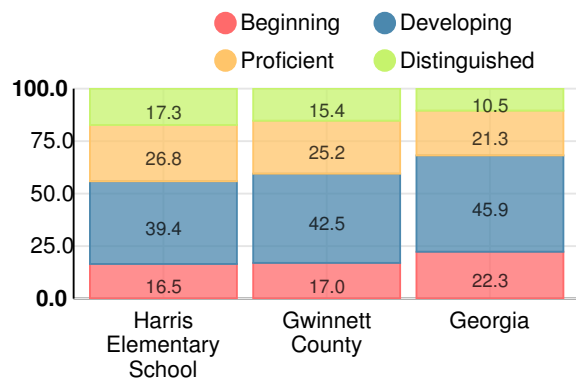
### Science

Percent of students scoring in each performance level on 2018 Georgia Milestones for elementary grades



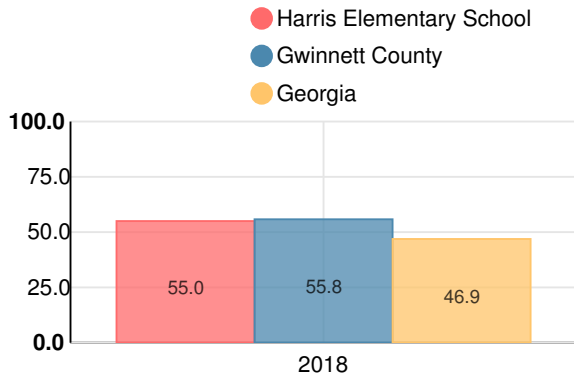
### Social Studies

Percent of students scoring in each performance level on 2018 Georgia Milestones for elementary grades



**Reading at or above the Grade Level Target  
(3rd Grade)**

Percent of students in grade 3 achieving Lexile measure equal to or greater than 670



**Reading at or above the Grade Level Target  
(5th Grade)**

Percent of students in grade 5 achieving Lexile measure equal to or greater than 920

