


Hazel Grove Elementary School

 6390 Dicks Hill Pkwy, Mount Airy, GA 30563

 (706)754-2942

 Grades: K-5

 Enrollment: 241 students

Note: For information on educator qualifications and other federal reporting requirements, [click here](#). Discipline data are available in the [K-12 Student Discipline Dashboard](#).

Performance Snapshot

- Hazel Grove Elementary School's **overall performance is higher than 70% of schools in the state** and is similar to its district.
- Its students' **academic growth is higher than 68% of schools in the state** and higher than its district.
- **62.2% of its 3rd grade students are reading at or above the grade level target.**

School Wide

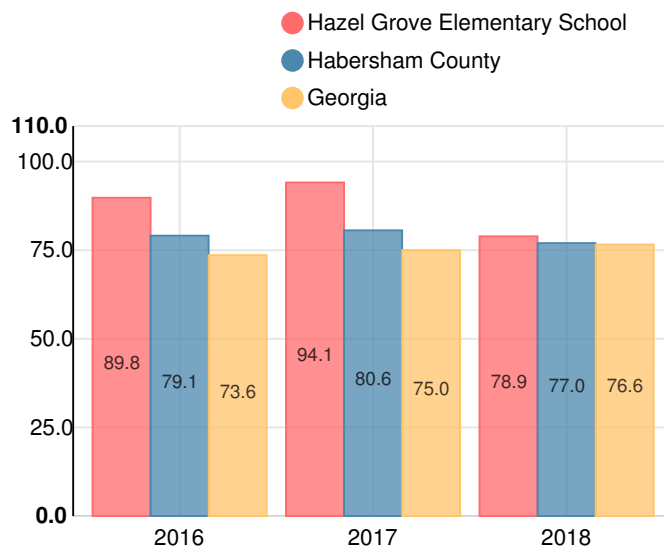
C

78.9

Year	Hazel Grove Elementary School
2018	C
2017	A
2016	B
2015	A
2014	A

Grade conversion	
A	90 - 100
B	80 - 89.9
C	70 - 79.9
D	60 - 69.9
F	0 - 59.9

CCRPI Single Score



Student Mobility Rate

7.9%

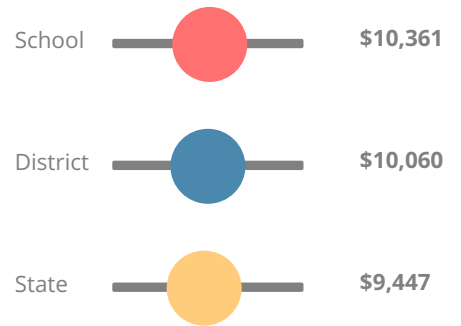
School Climate Star Rating



Financial Efficiency Star Rating

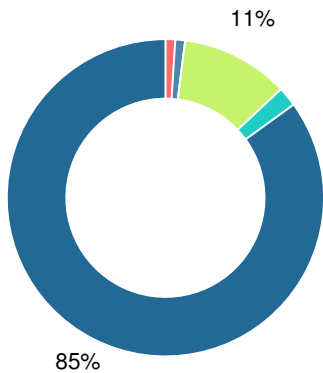


Per Pupil Expenditures



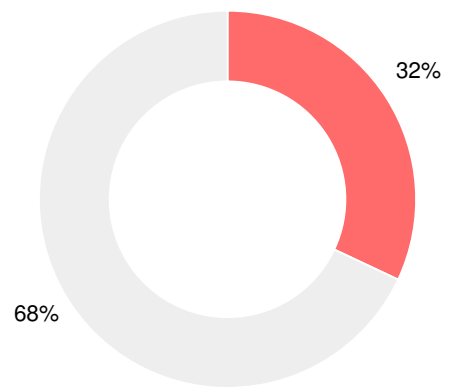
Race/Ethnicity

- Asian/Pacific Islander
- American Indian/Alaskan
- Black
- Hispanic
- Multi-racial
- White



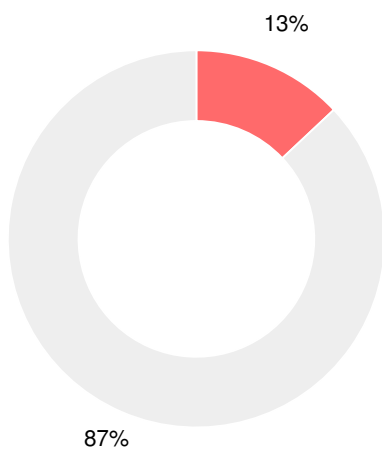
Economically Disadvantaged (ED)

- ED
- Not ED



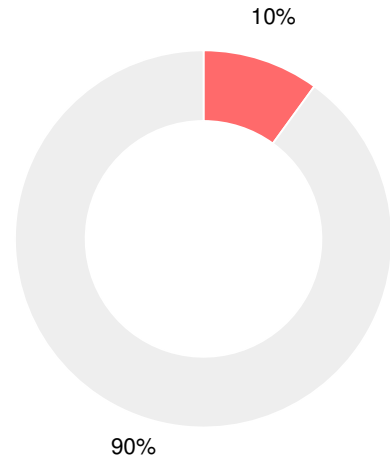
Students with Disability (SWD)

- SWD
- Not SWD



English Language Learners (ELL)

- ELL
- Not ELL



Elementary

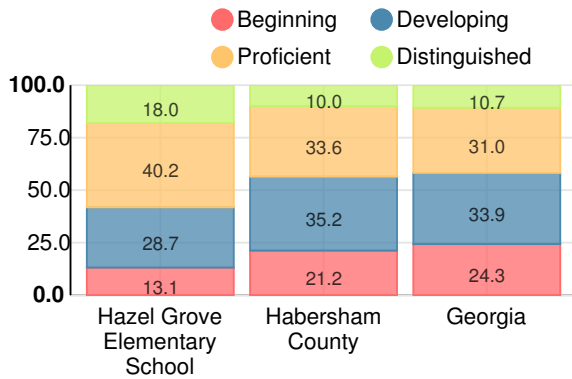
CCRPI Score

Hazel Grove Elementary School

Indicator	2018
Content Mastery	81.8
Progress	88.0
Closing Gaps	41.7
Readiness	86.5
CCRPI Score	78.9

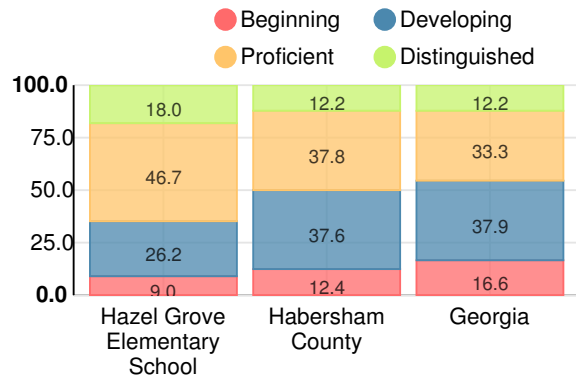
English

Percent of students scoring in each performance level on 2018 Georgia Milestones for elementary grades



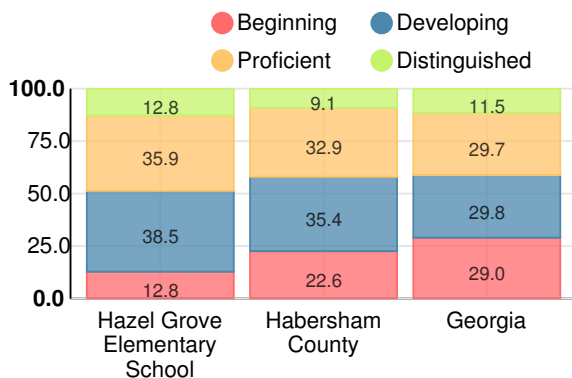
Mathematics

Percent of students scoring in each performance level on 2018 Georgia Milestones for elementary grades



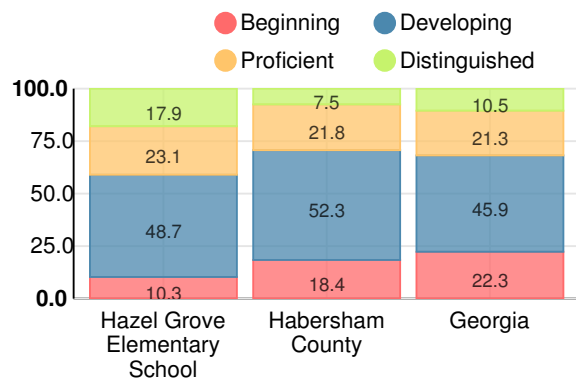
Science

Percent of students scoring in each performance level on 2018 Georgia Milestones for elementary grades



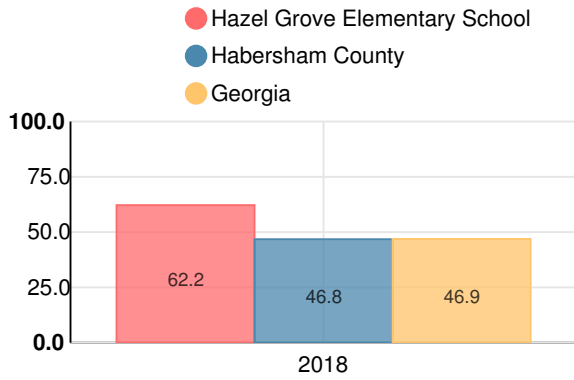
Social Studies

Percent of students scoring in each performance level on 2018 Georgia Milestones for elementary grades



Reading at or above the Grade Level Target (3rd Grade)

Percent of students in grade 3 achieving Lexile measure equal to or greater than 670



Reading at or above the Grade Level Target (5th Grade)

Percent of students in grade 5 achieving Lexile measure equal to or greater than 920

