



# Flowery Branch Elementary School

 5544 Radford Rd, Flowery Branch, GA 30542

 (770)967-6621

 Grades: K-5

 Enrollment: 587 students

Note: For information on educator qualifications and other federal reporting requirements, [click here](#). Discipline data are available in the [K-12 Student Discipline Dashboard](#).

### Performance Snapshot

- Flowery Branch Elementary School's **overall performance is higher than 66% of schools in the state** and is higher than its district.
- Its students' **academic growth is higher than 62% of schools in the state** and similar to its district.
- **41.1% of its 3rd grade students are reading at or above the grade level target.**

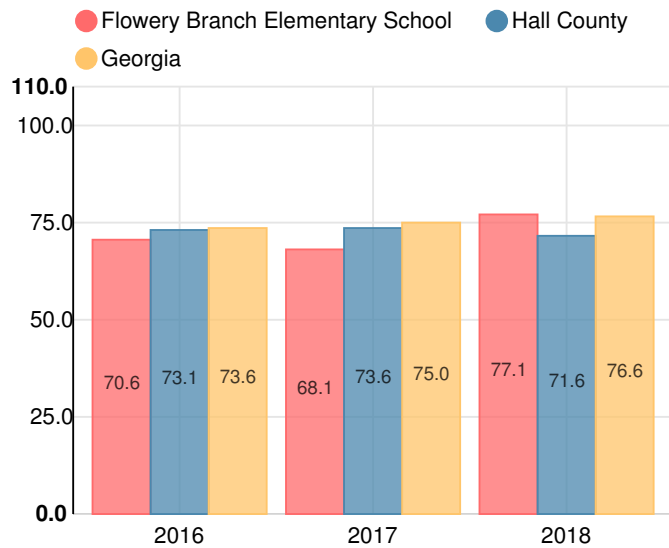
## School Wide

**C**  
**77.1**

Year	Flowery Branch Elementary School
2018	C
2017	D
2016	C
2015	C
2014	C

Grade conversion	
A	90 - 100
B	80 - 89.9
C	70 - 79.9
D	60 - 69.9
F	0 - 59.9

### CCRPI Single Score



Student Mobility Rate

23.5%

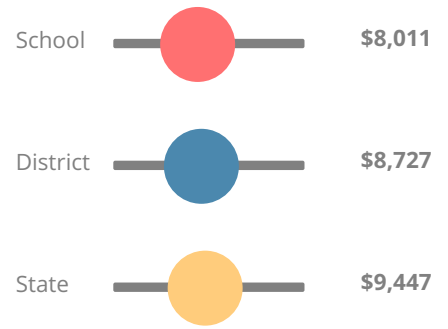
School Climate Star Rating



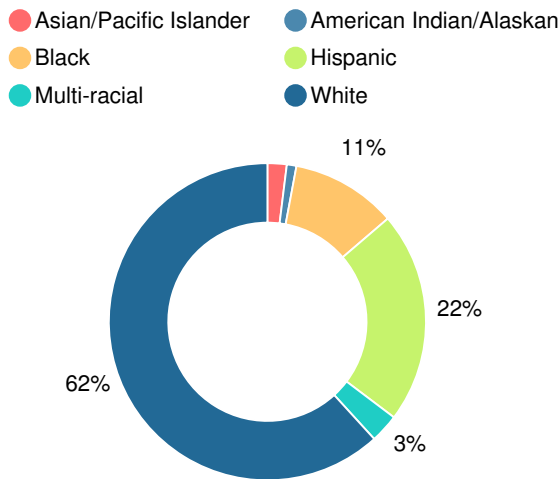
Financial Efficiency Star Rating



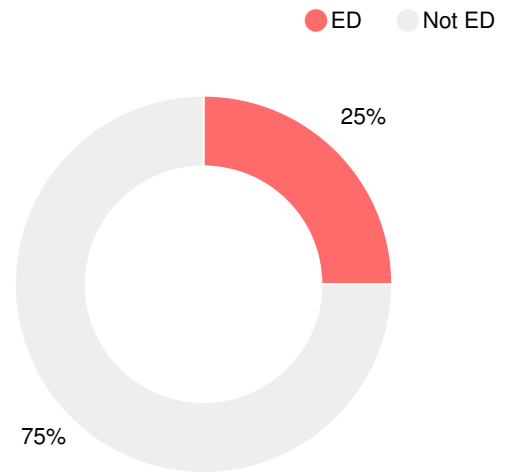
Per Pupil Expenditures



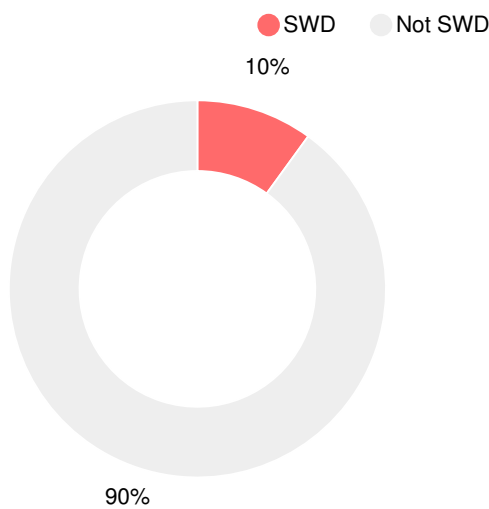
Race/Ethnicity



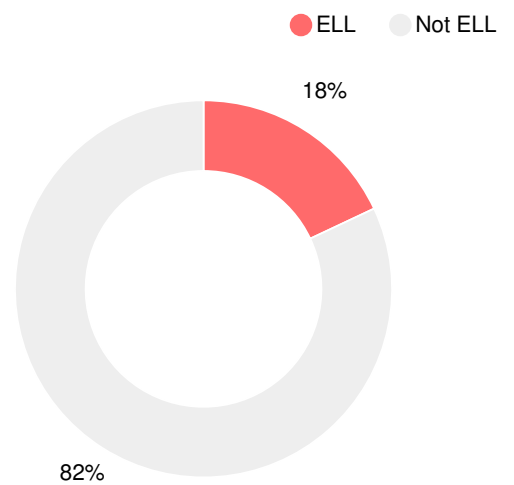
Economically Disadvantaged (ED)



Students with Disability (SWD)



English Language Learners (ELL)



# Elementary

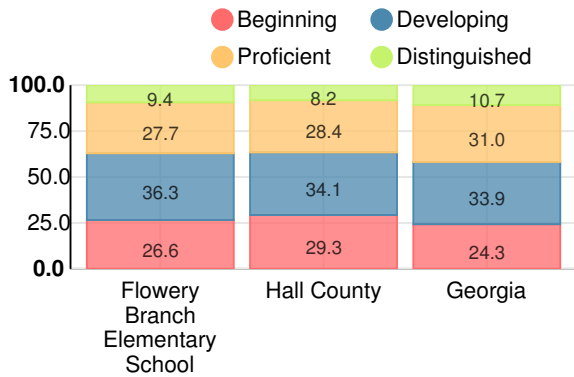
## CCRPI Score

### Flowery Branch Elementary School

Indicator	2018
Content Mastery	62.6
Progress	86.5
Closing Gaps	81.8
Readiness	78.8
<b>CCRPI Score</b>	<b>77.1</b>

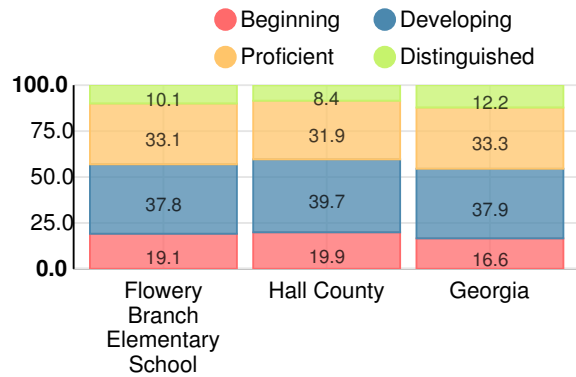
### English

Percent of students scoring in each performance level on 2018 Georgia Milestones for elementary grades



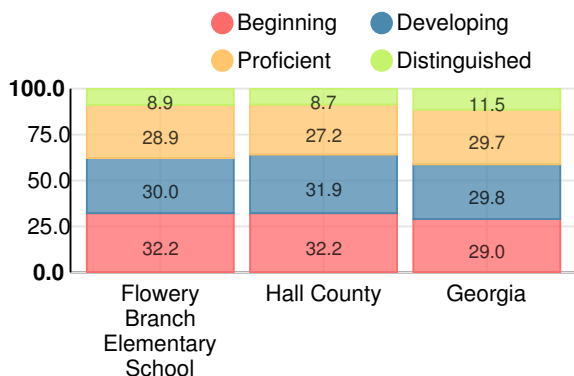
### Mathematics

Percent of students scoring in each performance level on 2018 Georgia Milestones for elementary grades



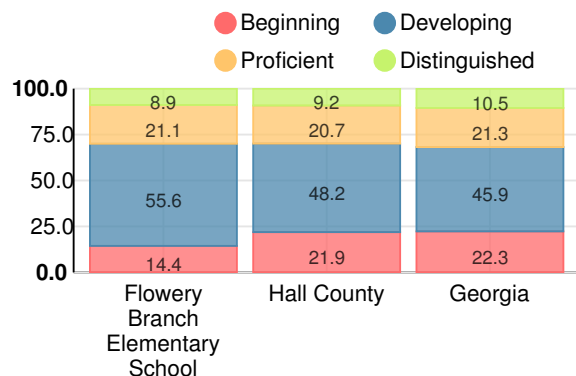
### Science

Percent of students scoring in each performance level on 2018 Georgia Milestones for elementary grades



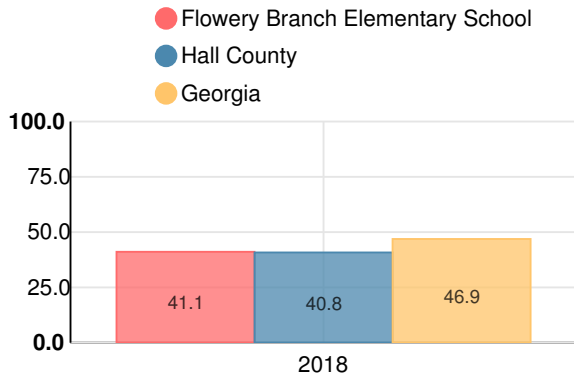
### Social Studies

Percent of students scoring in each performance level on 2018 Georgia Milestones for elementary grades



**Reading at or above the Grade Level Target (3rd Grade)**

Percent of students in grade 3 achieving Lexile measure equal to or greater than 670



**Reading at or above the Grade Level Target (5th Grade)**

Percent of students in grade 5 achieving Lexile measure equal to or greater than 920

