



# Lyman Hall Elementary School

 2150 Memorial Park Dr, Gainesville, GA 30504

 (770)534-7044

 Grades: K-5

 Enrollment: 731 students

Note: For information on educator qualifications and other federal reporting requirements, [click here](#). Discipline data are available in the [K-12 Student Discipline Dashboard](#).

## Performance Snapshot

- Lyman Hall Elementary School's **overall performance is higher than 27% of schools in the state** and is lower than its district.
- Its students' **academic growth is higher than 64% of schools in the state** and higher than its district.
- **23.3% of its 3rd grade students are reading at or above the grade level target.**
- Lyman Hall Elementary School is **Beating the Odds**, meaning that it performs better than similar schools.

## School Wide

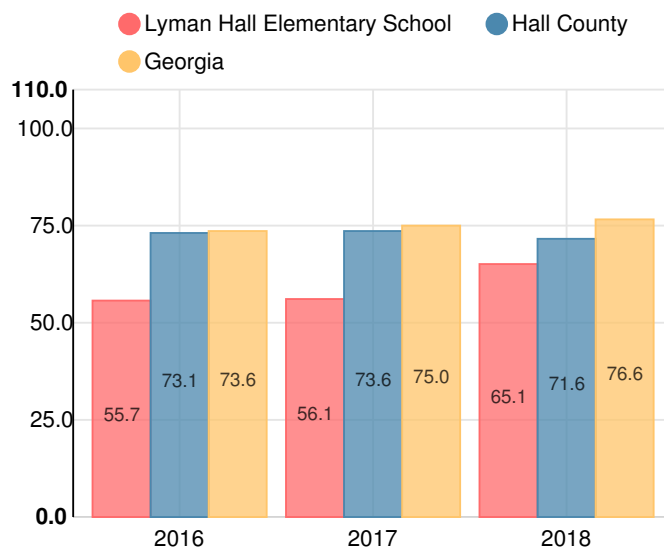
**D**

**65.1**

Year	Lyman Hall Elementary School
2018	D
2017	F
2016	F
2015	F
2014	D

Grade conversion	
A	90 - 100
B	80 - 89.9
C	70 - 79.9
D	60 - 69.9
F	0 - 59.9

## CCRPI Single Score



Student Mobility Rate

15.3%

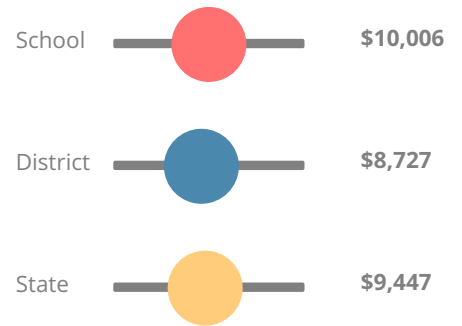
School Climate Star Rating



Financial Efficiency Star Rating

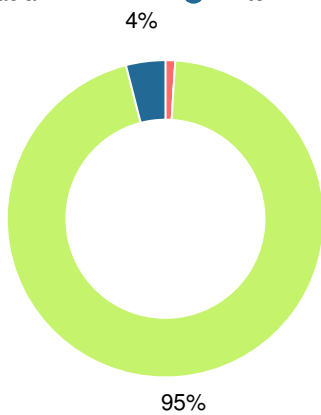


Per Pupil Expenditures



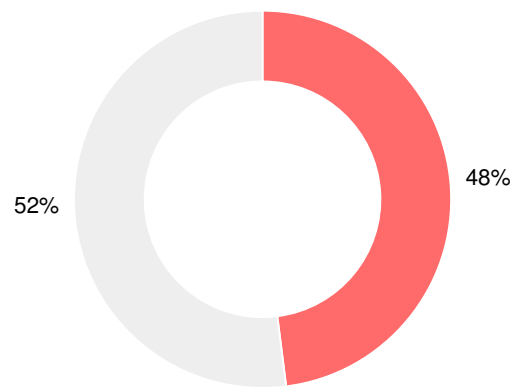
Race/Ethnicity

- Asian/Pacific Islander
- American Indian/Alaskan
- Black
- Hispanic
- Multi-racial
- White



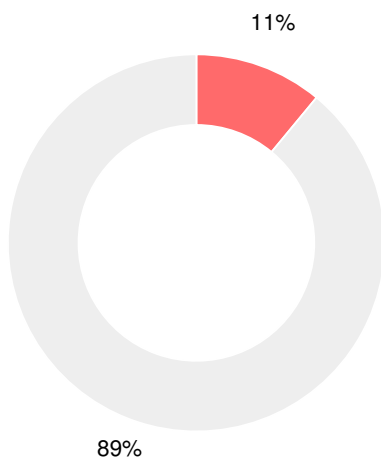
Economically Disadvantaged (ED)

- ED
- Not ED



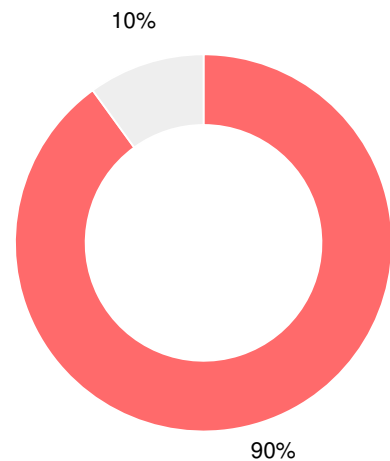
Students with Disability (SWD)

- SWD
- Not SWD



English Language Learners (ELL)

- ELL
- Not ELL



# Elementary

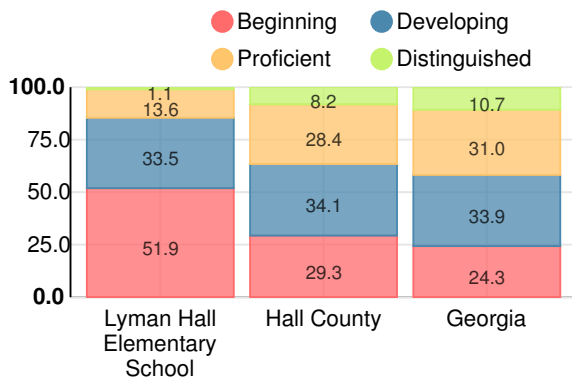
## CCRPI Score

### Lyman Hall Elementary School

Indicator	2018
Content Mastery	38.2
Progress	87.2
Closing Gaps	57.5
Readiness	72.6
<b>CCRPI Score</b>	<b>65.1</b>

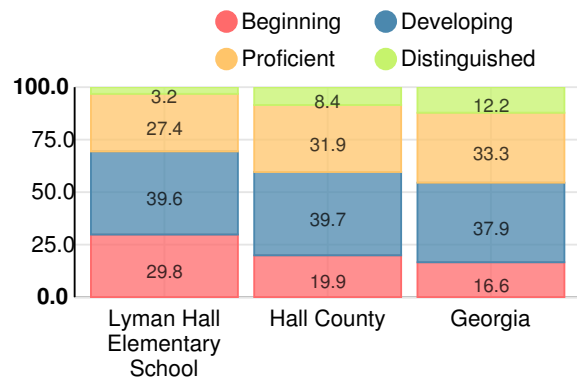
### English

Percent of students scoring in each performance level on 2018 Georgia Milestones for elementary grades



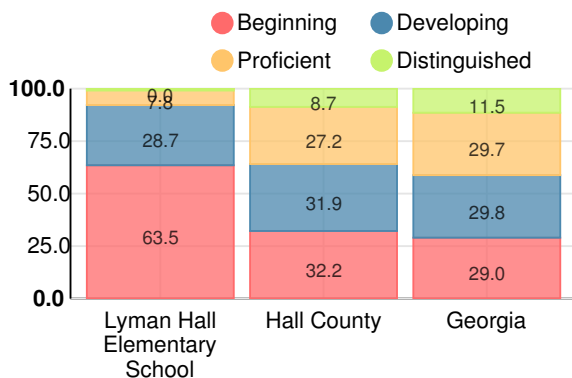
### Mathematics

Percent of students scoring in each performance level on 2018 Georgia Milestones for elementary grades



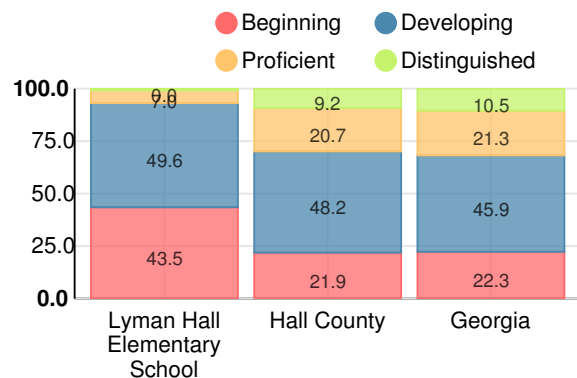
### Science

Percent of students scoring in each performance level on 2018 Georgia Milestones for elementary grades



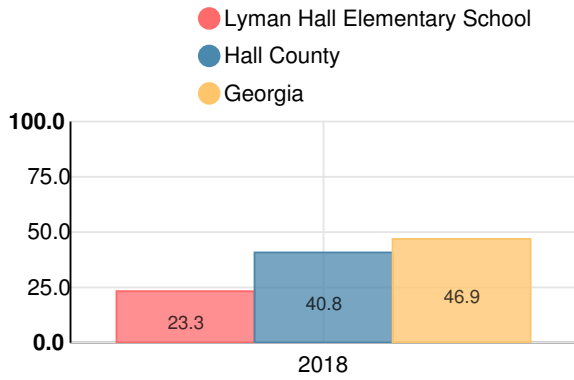
### Social Studies

Percent of students scoring in each performance level on 2018 Georgia Milestones for elementary grades



**Reading at or above the Grade Level Target (3rd Grade)**

Percent of students in grade 3 achieving Lexile measure equal to or greater than 670



**Reading at or above the Grade Level Target (5th Grade)**

Percent of students in grade 5 achieving Lexile measure equal to or greater than 920

