


# Spring Place Elementary School

 2795 Leonard Bridge Rd, Chatsworth, GA 30705

 (706)695-2525

 Grades: K-6

 Enrollment: 629 students

Note: For information on educator qualifications and other federal reporting requirements, [click here](#). Discipline data are available in the [K-12 Student Discipline Dashboard](#).

## Performance Snapshot

- Spring Place Elementary School's **overall performance is higher than 29% of schools in the state** and is lower than its district.
- Its elementary students' **academic growth is higher than 36% of elementary schools in the state** and lower than its district.
- Its middle school students' **academic growth is higher than 88% of middle schools in the state** and higher than its district.
- **31.5% of its 3rd grade students are reading at or above the grade level target.**

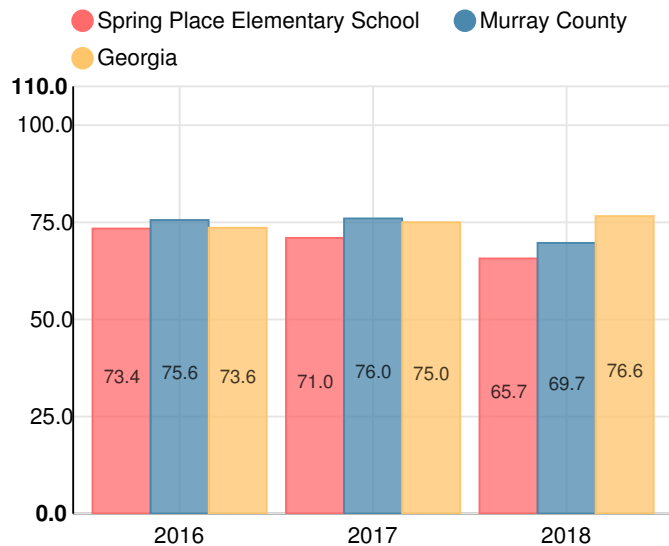
## School Wide

**D**  
**65.7**

Year	Spring Place Elementary School
2018	D
2017	C
2016	C
2015	D
2014	B

Grade conversion	
A	90 - 100
B	80 - 89.9
C	70 - 79.9
D	60 - 69.9
F	0 - 59.9

## CCRPI Single Score



Student Mobility Rate

16.9%

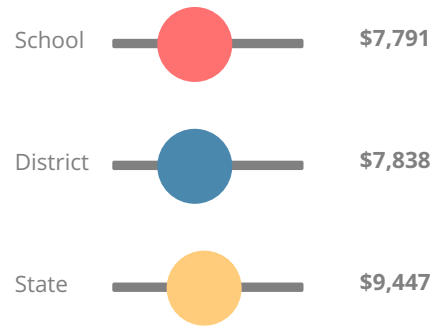
School Climate Star Rating



Financial Efficiency Star Rating

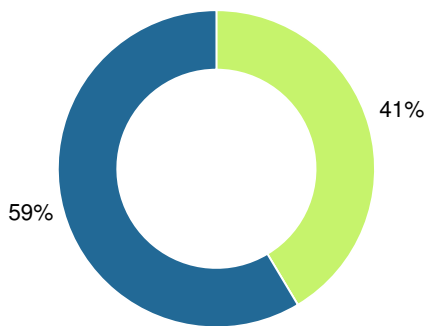


Per Pupil Expenditures



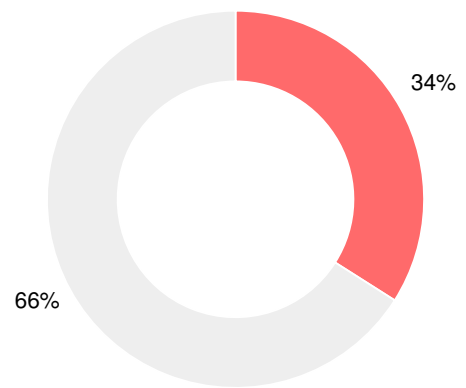
Race/Ethnicity

- Asian/Pacific Islander
- American Indian/Alaskan
- Black
- Hispanic
- Multi-racial
- White



Economically Disadvantaged (ED)

- ED
- Not ED



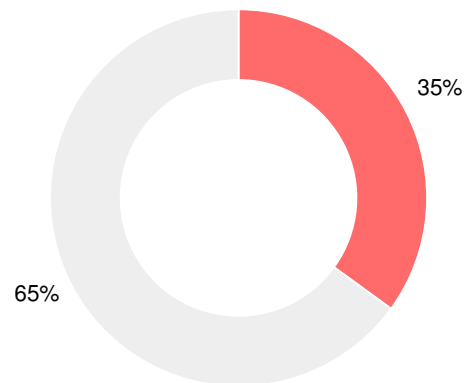
Students with Disability (SWD)

- SWD
- Not SWD



English Language Learners (ELL)

- ELL
- Not ELL



# Elementary

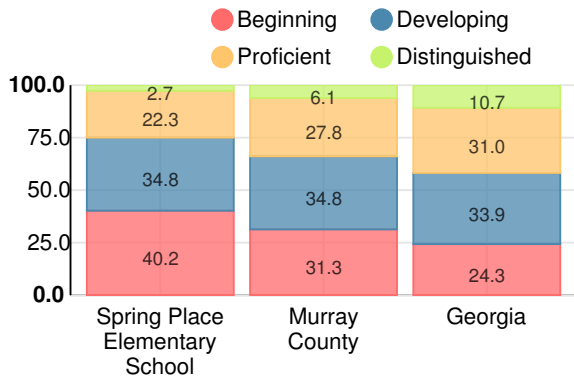
## CCRPI Score

### Spring Place Elementary School

Indicator	2018
Content Mastery	53.5
Progress	79.1
Closing Gaps	36.4
Readiness	73.2
<b>CCRPI Score</b>	<b>63.8</b>

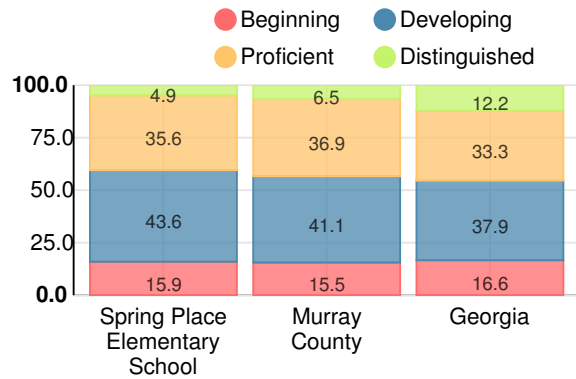
### English

Percent of students scoring in each performance level on 2018 Georgia Milestones for elementary grades



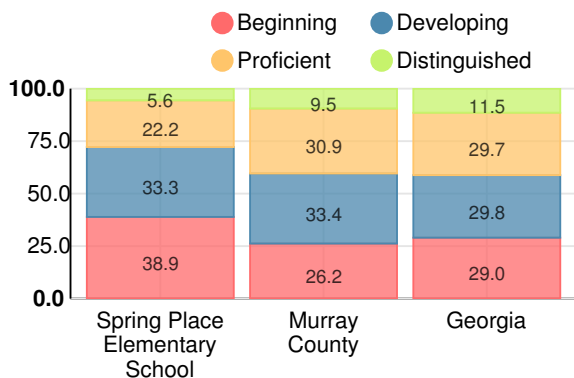
### Mathematics

Percent of students scoring in each performance level on 2018 Georgia Milestones for elementary grades



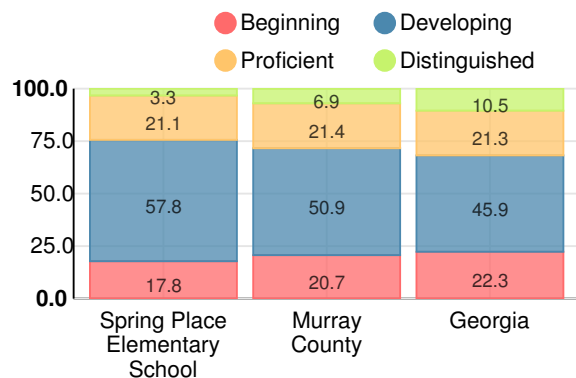
### Science

Percent of students scoring in each performance level on 2018 Georgia Milestones for elementary grades



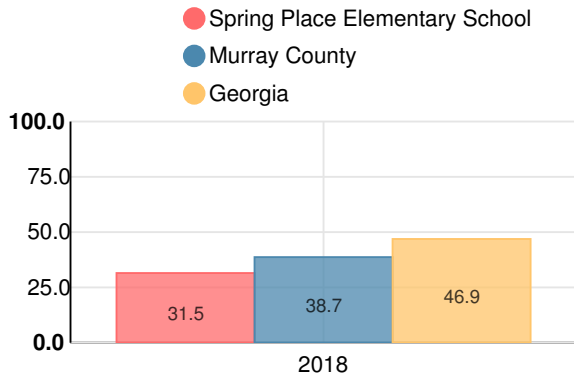
### Social Studies

Percent of students scoring in each performance level on 2018 Georgia Milestones for elementary grades



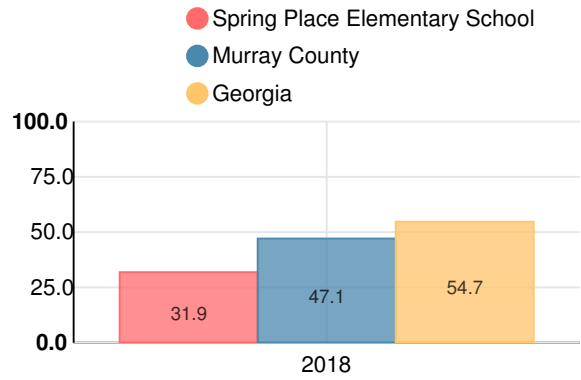
**Reading at or above the Grade Level Target (3rd Grade)**

Percent of students in grade 3 achieving Lexile measure equal to or greater than 670



**Reading at or above the Grade Level Target (5th Grade)**

Percent of students in grade 5 achieving Lexile measure equal to or greater than 920



## Middle School

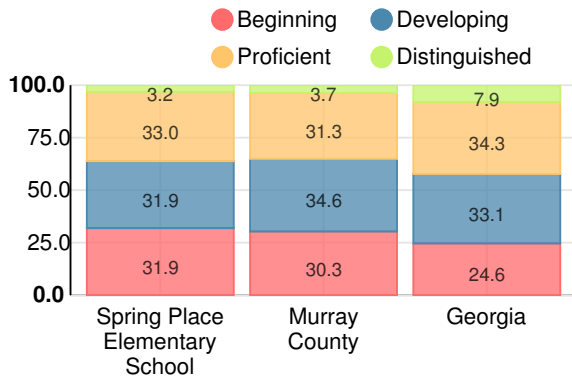
### CCRPI Score

#### Spring Place Elementary School

Indicator	2018
Content Mastery	66.0
Progress	93.1
Closing Gaps	62.5
Readiness	74.3
<b>CCRPI Score</b>	<b>76.6</b>

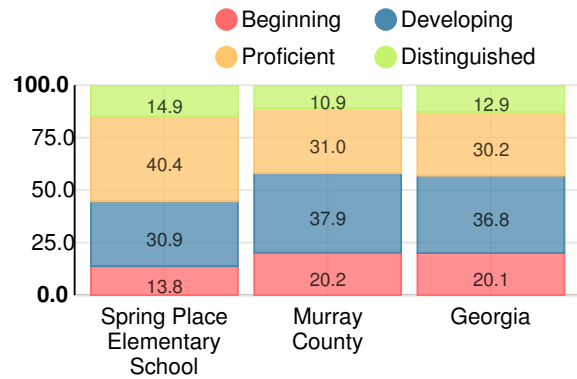
### English

Percent of students scoring in each performance level on 2018 Georgia Milestones for middle school grades



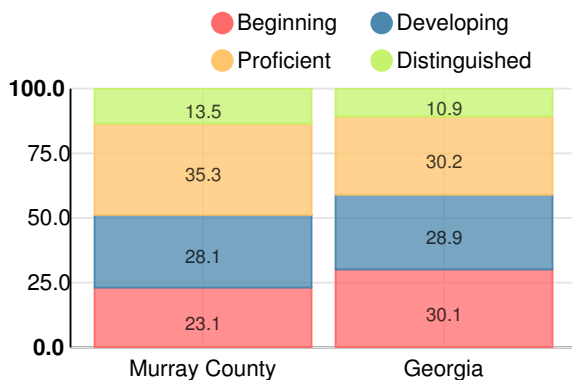
### Mathematics

Percent of students scoring in each performance level on 2018 Georgia Milestones for middle school grades



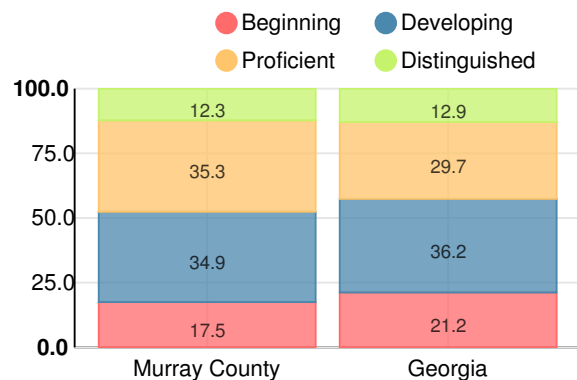
### Science

Percent of students scoring in each performance level on 2018 Georgia Milestones for middle school grades



### Social Studies

Percent of students scoring in each performance level on 2018 Georgia Milestones for middle school grades



### Reading at or above the Grade Level Target (8th Grade)

Percent of students in grade 8 achieving Lexile measure greater than 1097

