



# Mathews Elementary School

 7533 Lynch Rd, Midland, GA 31820

 (706)569-3656

 Grades: K-5

 Enrollment: 630 students

Note: For information on educator qualifications and other federal reporting requirements, [click here](#). Discipline data are available in the [K-12 Student Discipline Dashboard](#).

### Performance Snapshot

- Mathews Elementary School's **overall performance is higher than 88% of schools in the state** and is higher than its district.
- Its students' **academic growth is higher than 46% of schools in the state** and similar to its district.
- **74.0% of its 3rd grade students are reading at or above the grade level target.**
- Mathews Elementary School is **Beating the Odds**, meaning that it performs better than similar schools.

## School Wide

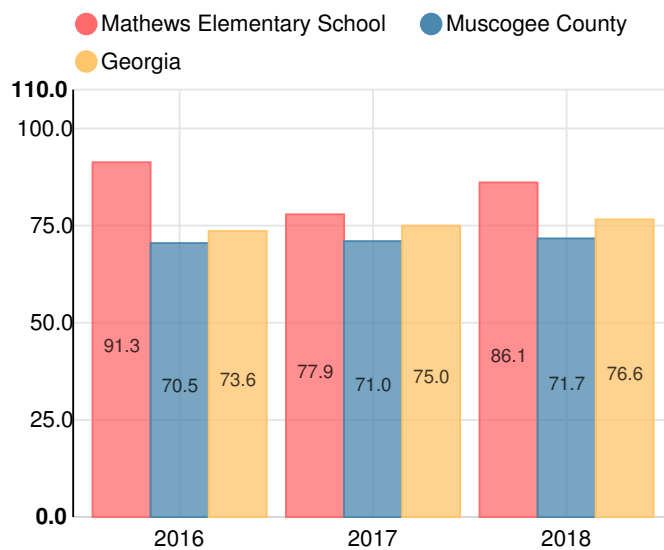
# B

## 86.1

Year	Mathews Elementary School
2018	B
2017	C
2016	A
2015	C
2014	B

Grade conversion	
A	90 - 100
B	80 - 89.9
C	70 - 79.9
D	60 - 69.9
F	0 - 59.9

### CCRPI Single Score



Student Mobility Rate

9.5%

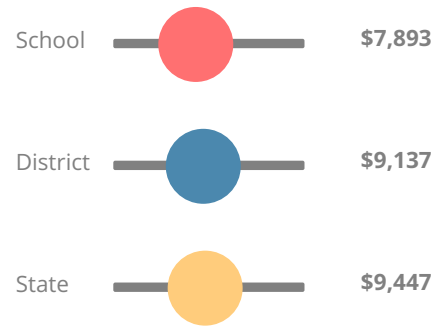
School Climate Star Rating



Financial Efficiency Star Rating

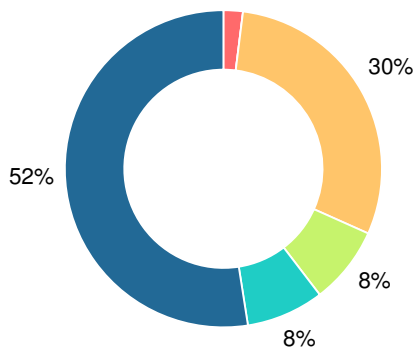


Per Pupil Expenditures

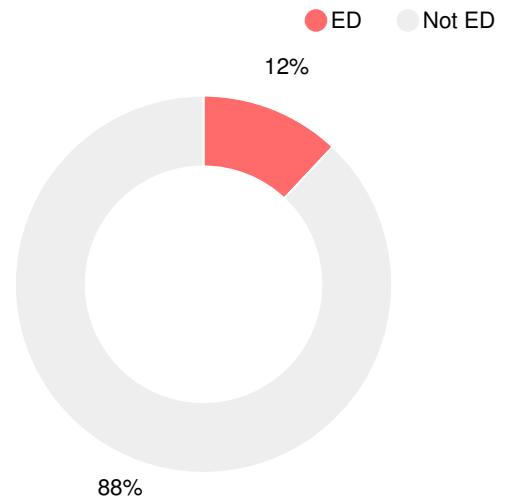


Race/Ethnicity

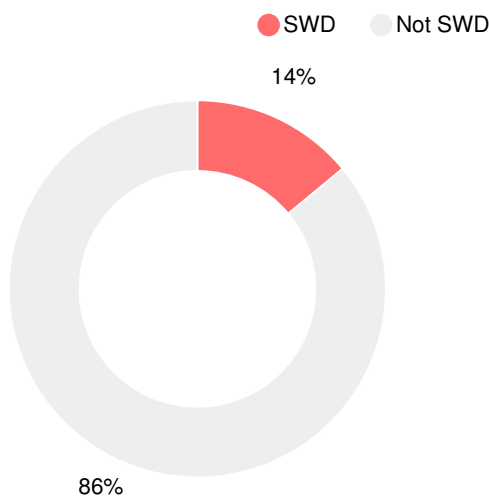
- Asian/Pacific Islander
- American Indian/Alaskan
- Black
- Hispanic
- Multi-racial
- White



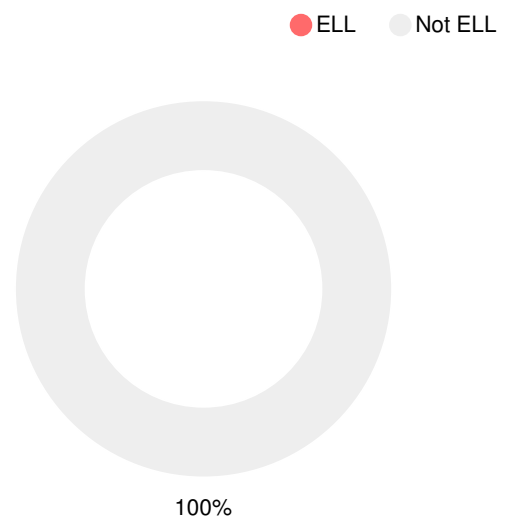
Economically Disadvantaged (ED)



Students with Disability (SWD)



English Language Learners (ELL)



# Elementary

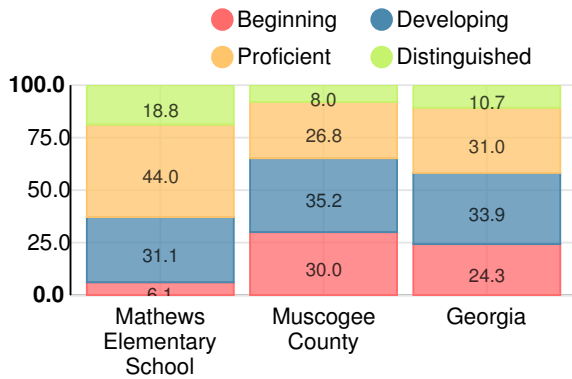
## CCRPI Score

### Mathews Elementary School

Indicator	2018
Content Mastery	85.6
Progress	82.0
Closing Gaps	91.7
Readiness	90.0
<b>CCRPI Score</b>	<b>86.1</b>

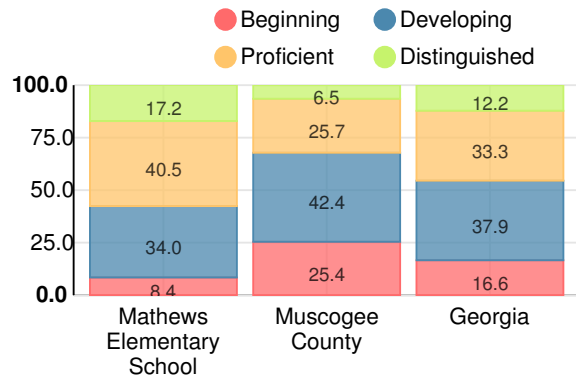
### English

Percent of students scoring in each performance level on 2018 Georgia Milestones for elementary grades



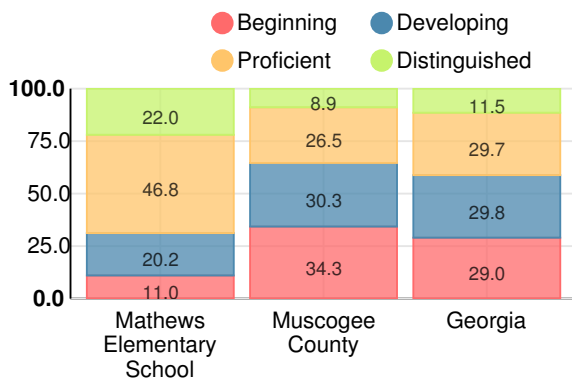
### Mathematics

Percent of students scoring in each performance level on 2018 Georgia Milestones for elementary grades



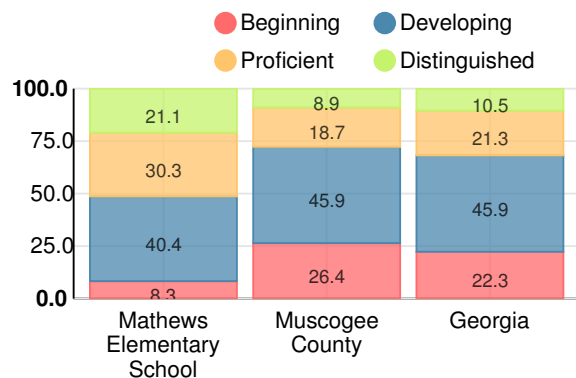
### Science

Percent of students scoring in each performance level on 2018 Georgia Milestones for elementary grades



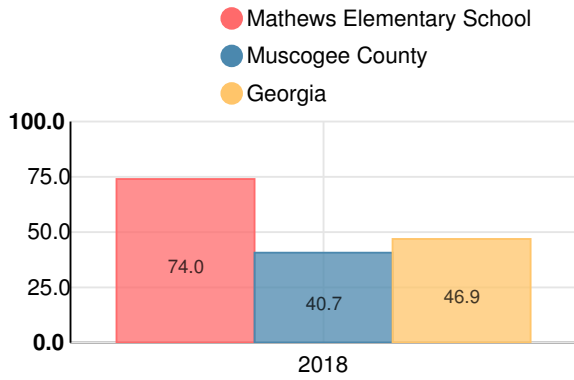
### Social Studies

Percent of students scoring in each performance level on 2018 Georgia Milestones for elementary grades



### Reading at or above the Grade Level Target (3rd Grade)

Percent of students in grade 3 achieving Lexile measure equal to or greater than 670



### Reading at or above the Grade Level Target (5th Grade)

Percent of students in grade 5 achieving Lexile measure equal to or greater than 920

