



# Randolph County Elementary School

 214 N Highland Ave, Cuthbert, GA 39840

 (229)732-3794

 Grades: K-5

 Enrollment: 356 students

Note: For information on educator qualifications and other federal reporting requirements, [click here](#). Discipline data are available in the [K-12 Student Discipline Dashboard](#).

## Performance Snapshot

- Randolph County Elementary School's **overall performance is higher than 31% of schools in the state** and is higher than its district.
- Its students' **academic growth is higher than 26% of schools in the state**.
- **36.8% of its 3rd grade students are reading at or above the grade level target**.

## School Wide

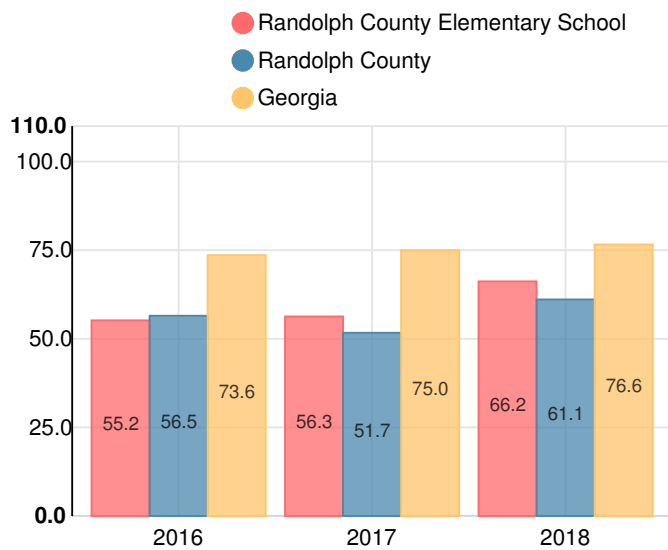
# D

## 66.2

Year	Randolph County Elementary School
2018	D
2017	F
2016	F
2015	D
2014	F

Grade conversion	
A	90 - 100
B	80 - 89.9
C	70 - 79.9
D	60 - 69.9
F	0 - 59.9

## CCRPI Single Score



Student Mobility Rate

16.0%

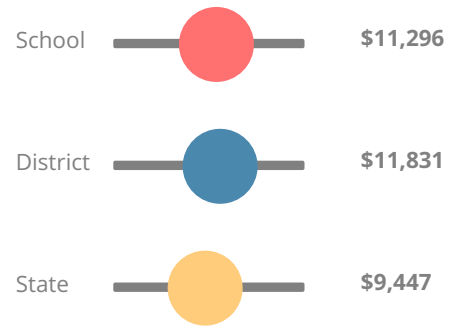
School Climate Star Rating



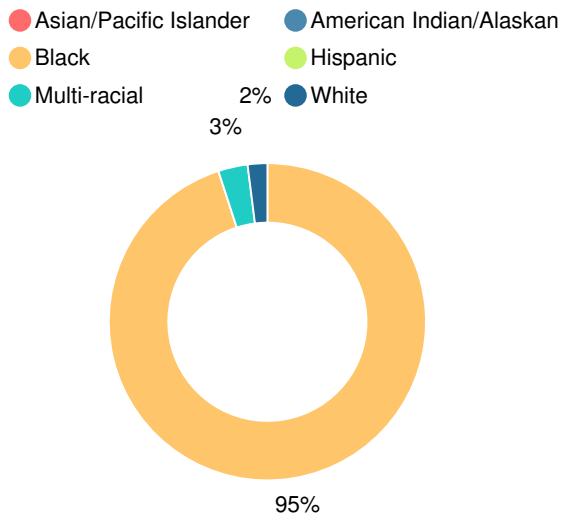
Financial Efficiency Star Rating



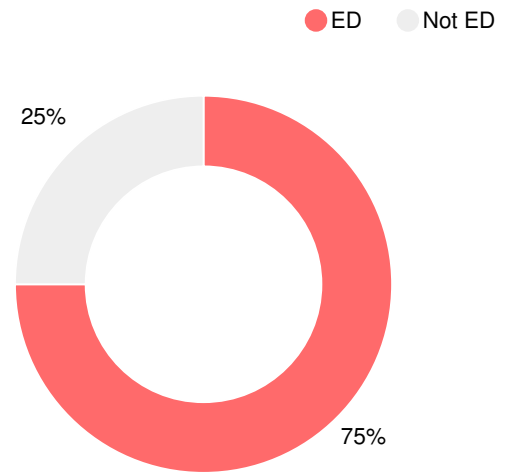
Per Pupil Expenditures



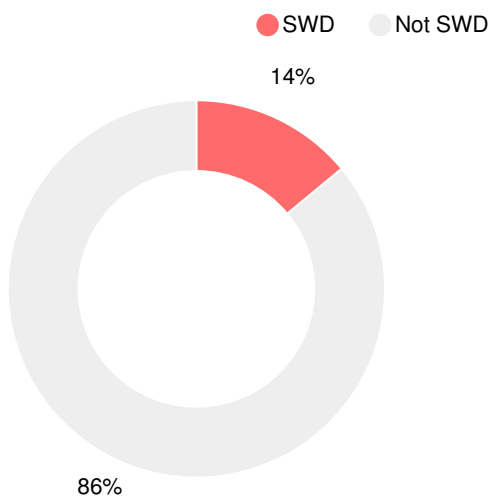
Race/Ethnicity



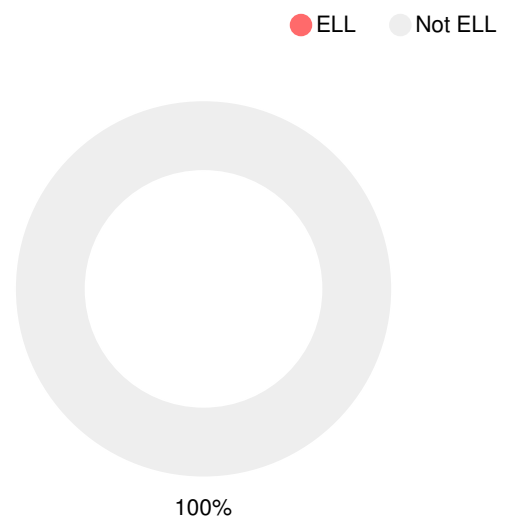
Economically Disadvantaged (ED)



Students with Disability (SWD)



English Language Learners (ELL)



# Elementary

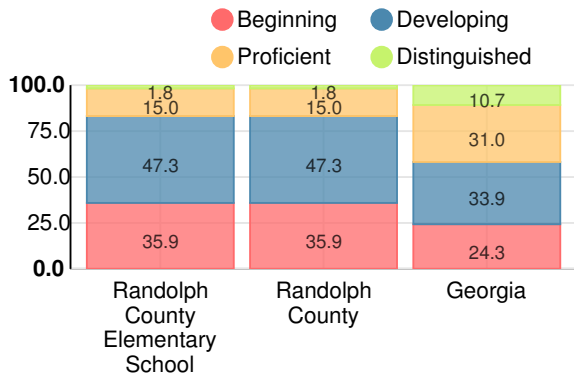
## CCRPI Score

### Randolph County Elementary School

Indicator	2018
Content Mastery	41.2
Progress	76.3
Closing Gaps	92.9
Readiness	65.8
<b>CCRPI Score</b>	<b>66.2</b>

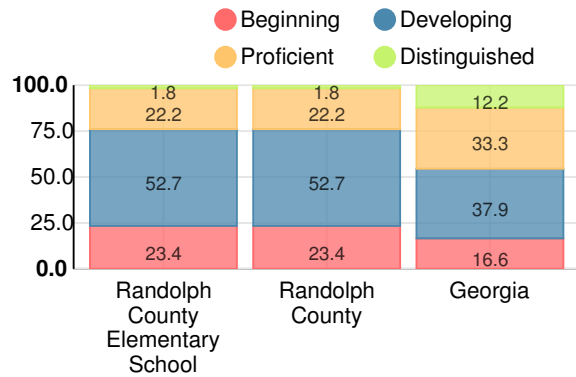
### English

Percent of students scoring in each performance level on 2018 Georgia Milestones for elementary grades



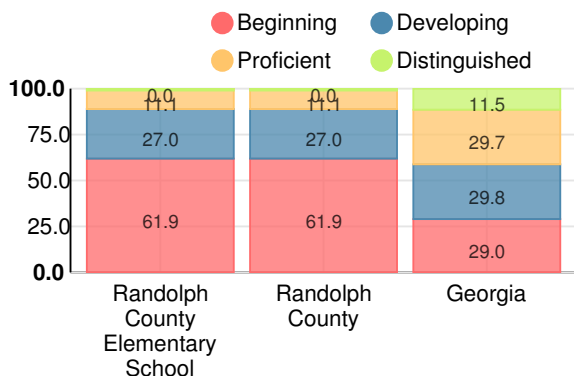
### Mathematics

Percent of students scoring in each performance level on 2018 Georgia Milestones for elementary grades



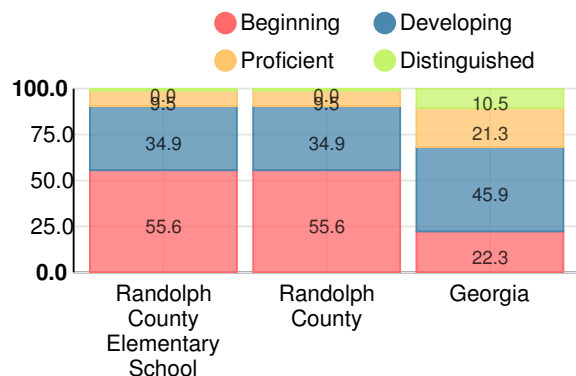
### Science

Percent of students scoring in each performance level on 2018 Georgia Milestones for elementary grades



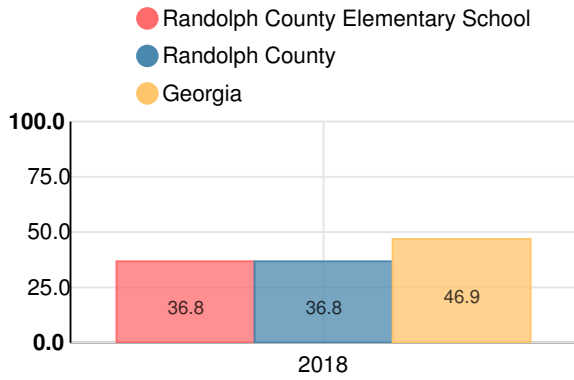
### Social Studies

Percent of students scoring in each performance level on 2018 Georgia Milestones for elementary grades



**Reading at or above the Grade Level Target  
(3rd Grade)**

Percent of students in grade 3 achieving Lexile measure equal to or greater than 670



**Reading at or above the Grade Level Target  
(5th Grade)**

Percent of students in grade 5 achieving Lexile measure equal to or greater than 920

