


Orrs Elementary School

 1553 Flynt St, Griffin, GA 30223

 (770)229-3743

 Grades: K-5

 Enrollment: 569 students

Note: For information on educator qualifications and other federal reporting requirements, [click here](#). Discipline data are available in the [K-12 Student Discipline Dashboard](#).

Performance Snapshot

- Orrs Elementary School's **overall performance is higher than 5% of schools in the state** and is lower than its district.
- Its students' **academic growth is higher than 22% of schools in the state** and lower than its district.
- 31.8% of its 3rd grade students are reading at or above the grade level target.**

School Wide

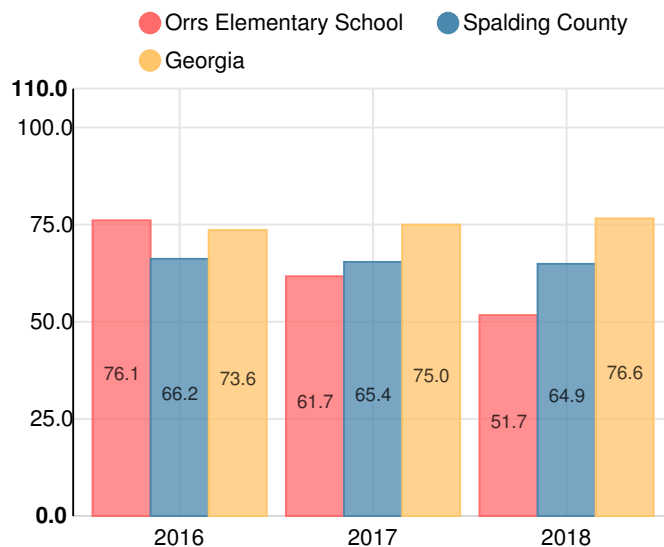
F

51.7

Year	Orrs Elementary School
2018	F
2017	D
2016	C
2015	D
2014	C

Grade conversion	
A	90 - 100
B	80 - 89.9
C	70 - 79.9
D	60 - 69.9
F	0 - 59.9

CCRPI Single Score



Student Mobility Rate

22.1%

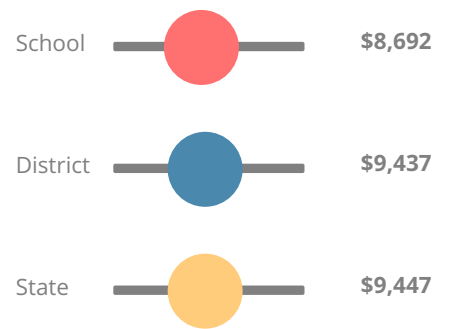
School Climate Star Rating



Financial Efficiency Star Rating

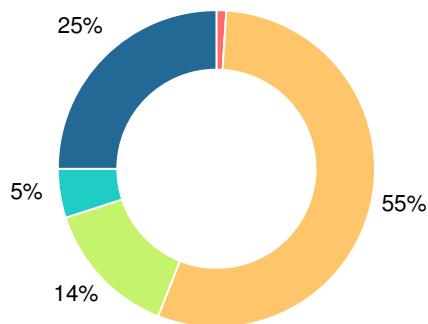


Per Pupil Expenditures



Race/Ethnicity

- Asian/Pacific Islander
- American Indian/Alaskan
- Black
- Hispanic
- Multi-racial
- White



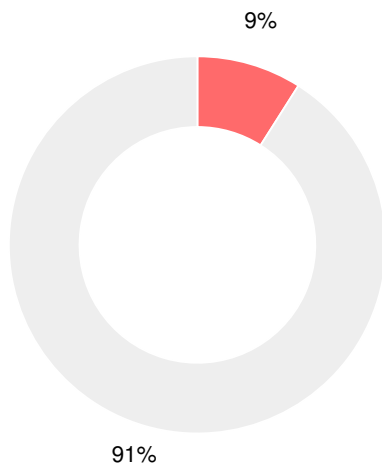
Economically Disadvantaged (ED)

- ED
- Not ED



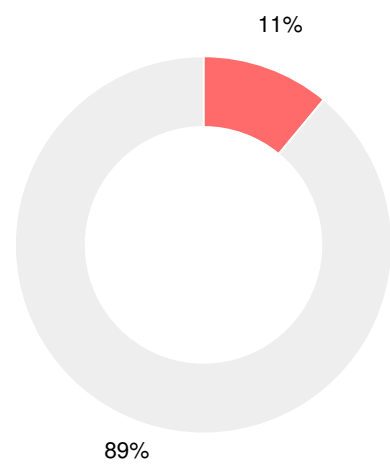
Students with Disability (SWD)

- SWD
- Not SWD



English Language Learners (ELL)

- ELL
- Not ELL



Elementary

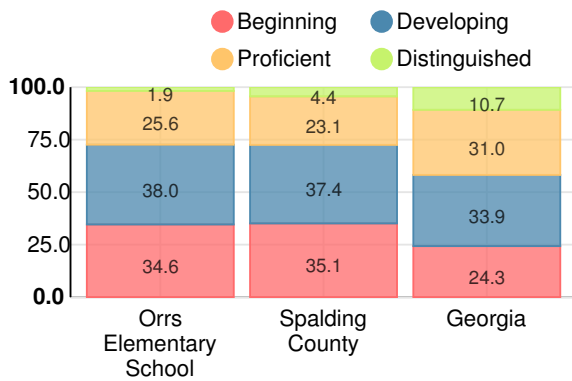
CCRPI Score

Orrs Elementary School

Indicator	2018
Content Mastery	44.6
Progress	74.2
Closing Gaps	27.5
Readiness	41.1
CCRPI Score	51.7

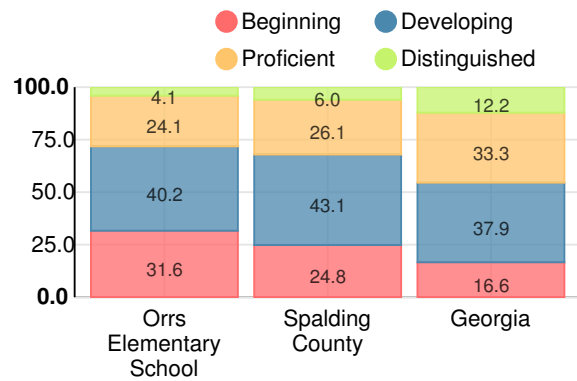
English

Percent of students scoring in each performance level on 2018 Georgia Milestones for elementary grades



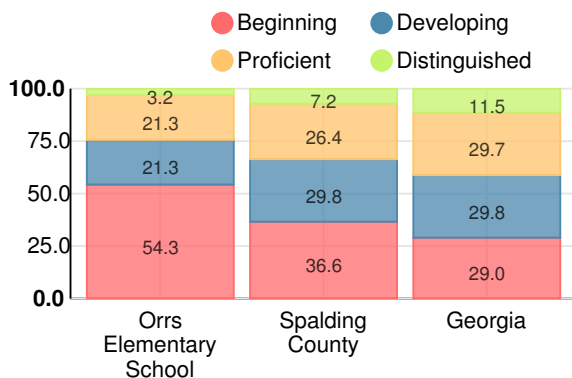
Mathematics

Percent of students scoring in each performance level on 2018 Georgia Milestones for elementary grades



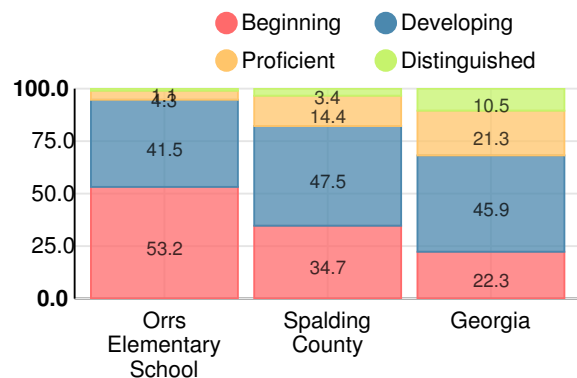
Science

Percent of students scoring in each performance level on 2018 Georgia Milestones for elementary grades



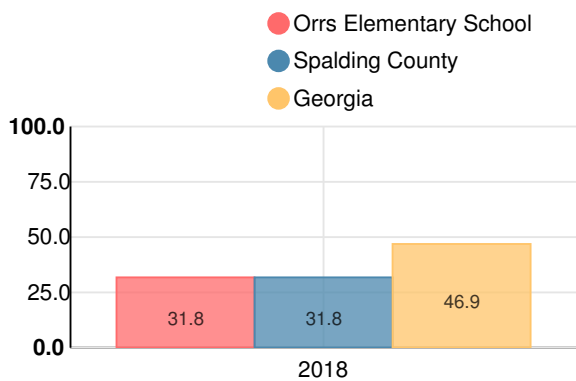
Social Studies

Percent of students scoring in each performance level on 2018 Georgia Milestones for elementary grades



Reading at or above the Grade Level Target (3rd Grade)

Percent of students in grade 3 achieving Lexile measure equal to or greater than 670



Reading at or above the Grade Level Target (5th Grade)

Percent of students in grade 5 achieving Lexile measure equal to or greater than 920

