


# Pleasant Grove Elementary School

 2725 Cleveland Road, Dalton, GA 30721

 (706)259-3920

 Grades: K-5

 Enrollment: 449 students

Note: For information on educator qualifications and other federal reporting requirements, [click here](#). Discipline data are available in the [K-12 Student Discipline Dashboard](#).

## Performance Snapshot

- Pleasant Grove Elementary School's **overall performance is higher than 65% of schools in the state** and is similar to its district.
- Its students' **academic growth is higher than 82% of schools in the state** and higher than its district.
- **35.9% of its 3rd grade students are reading at or above the grade level target.**

## School Wide

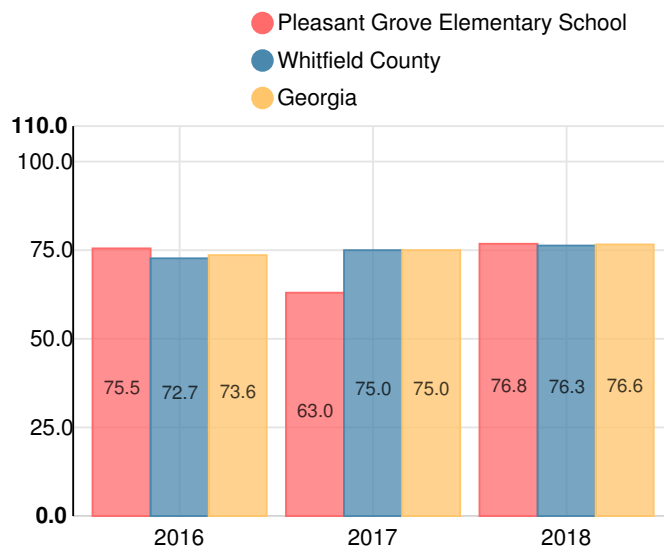
**C**

**76.8**

Year	Pleasant Grove Elementary School
2018	C
2017	D
2016	C
2015	C
2014	C

Grade conversion	
A	90 - 100
B	80 - 89.9
C	70 - 79.9
D	60 - 69.9
F	0 - 59.9

## CCRPI Single Score



Student Mobility Rate

13.6%

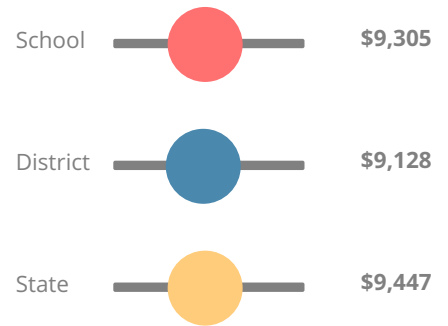
School Climate Star Rating



Financial Efficiency Star Rating

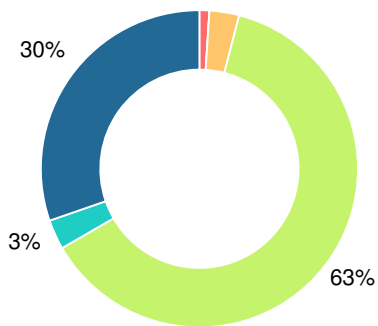


Per Pupil Expenditures



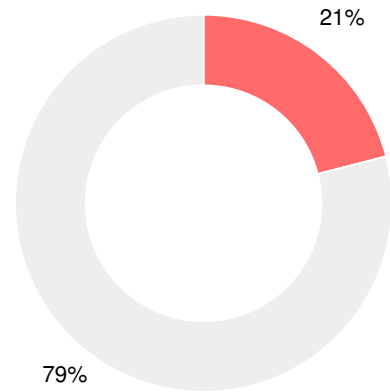
Race/Ethnicity

- Asian/Pacific Islander
- American Indian/Alaskan
- Black
- Hispanic
- Multi-racial
- White



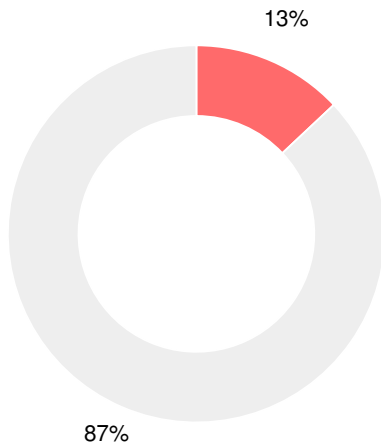
Economically Disadvantaged (ED)

- ED
- Not ED



Students with Disability (SWD)

- SWD
- Not SWD



English Language Learners (ELL)

- ELL
- Not ELL



# Elementary

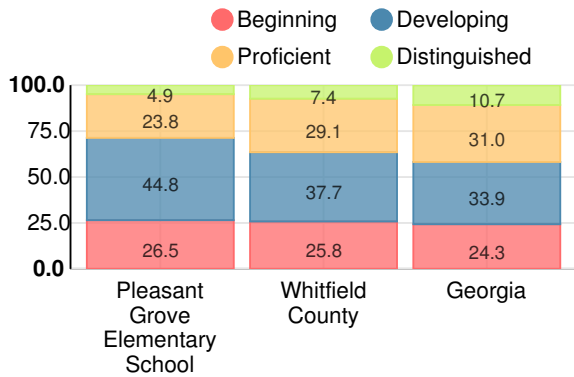
## CCRPI Score

### Pleasant Grove Elementary School

Indicator	2018
Content Mastery	55.4
Progress	92.4
Closing Gaps	81.8
Readiness	77.7
<b>CCRPI Score</b>	<b>76.8</b>

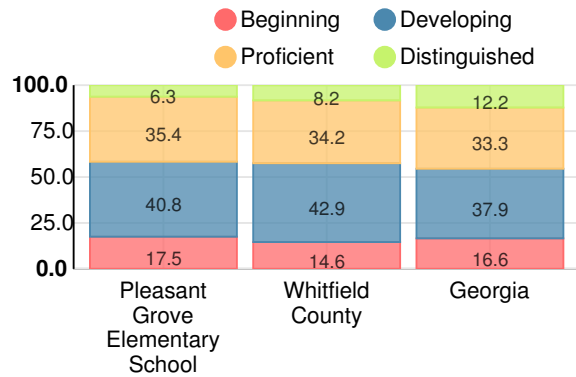
## English

Percent of students scoring in each performance level on 2018 Georgia Milestones for elementary grades



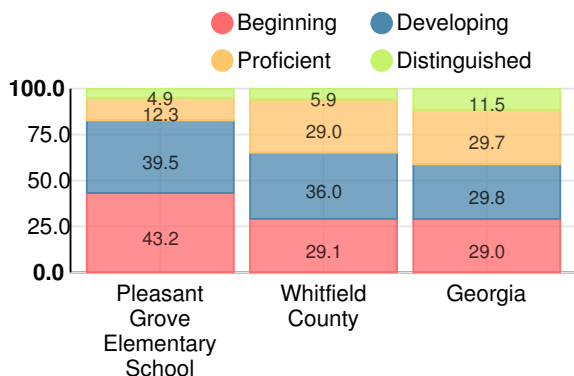
## Mathematics

Percent of students scoring in each performance level on 2018 Georgia Milestones for elementary grades



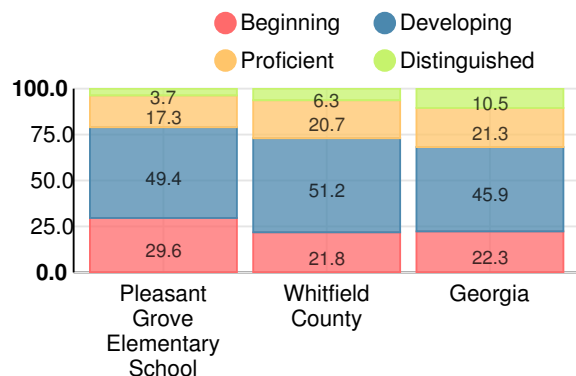
## Science

Percent of students scoring in each performance level on 2018 Georgia Milestones for elementary grades



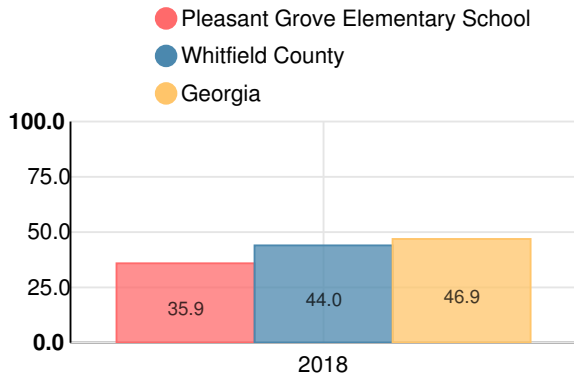
## Social Studies

Percent of students scoring in each performance level on 2018 Georgia Milestones for elementary grades



### Reading at or above the Grade Level Target (3rd Grade)

Percent of students in grade 3 achieving Lexile measure equal to or greater than 670



### Reading at or above the Grade Level Target (5th Grade)

Percent of students in grade 5 achieving Lexile measure equal to or greater than 920

