



Dawnville Elementary School

 1380 Dawnville Rd, Dalton, GA 30721

 (706)259-3914

 Grades: K-5

 Enrollment: 451 students

Note: For information on educator qualifications and other federal reporting requirements, [click here](#). Discipline data are available in the [K-12 Student Discipline Dashboard](#).

Performance Snapshot

- Dawnville Elementary School's **overall performance is higher than 70% of schools in the state** and is higher than its district.
- Its students' **academic growth is higher than 82% of schools in the state** and higher than its district.
- **43.7% of its 3rd grade students are reading at or above the grade level target.**

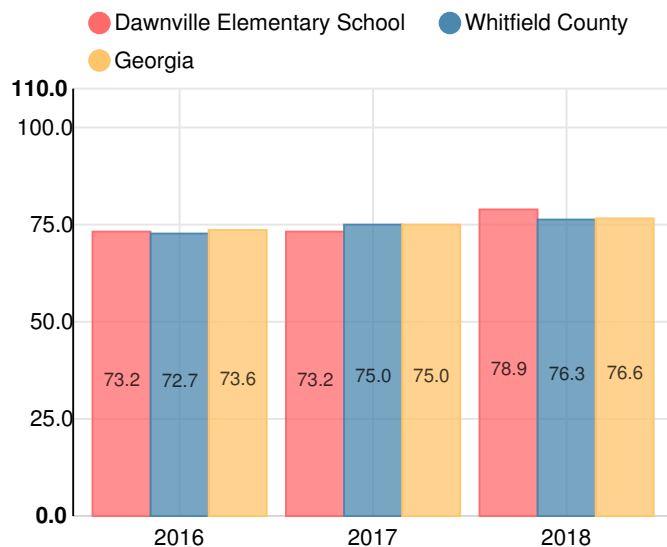
School Wide

C
78.9

Year	Dawnville Elementary School
2018	C
2017	C
2016	C
2015	C
2014	C

Grade conversion	
A	90 - 100
B	80 - 89.9
C	70 - 79.9
D	60 - 69.9
F	0 - 59.9

CCRPI Single Score



Student Mobility Rate

14.2%

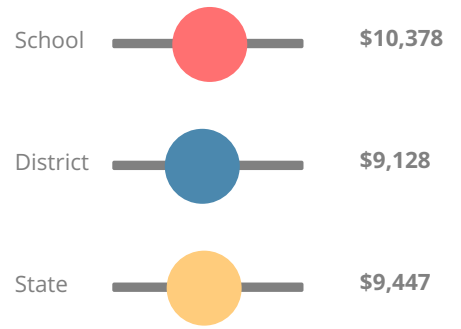
School Climate Star Rating



Financial Efficiency Star Rating

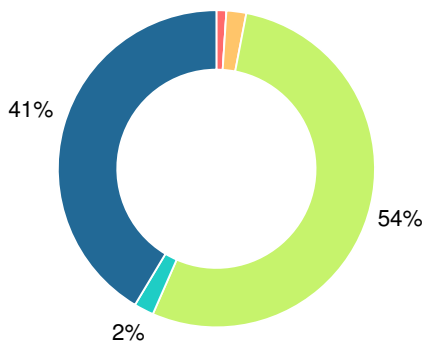


Per Pupil Expenditures



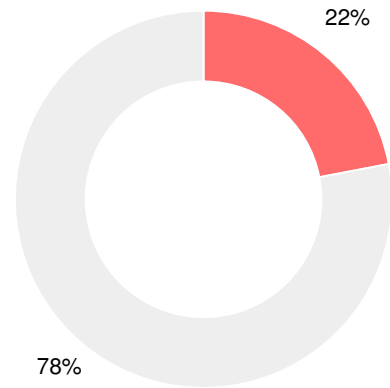
Race/Ethnicity

- Asian/Pacific Islander
- American Indian/Alaskan
- Black
- Hispanic
- Multi-racial
- White



Economically Disadvantaged (ED)

- ED
- Not ED



Students with Disability (SWD)

- SWD
- Not SWD



English Language Learners (ELL)

- ELL
- Not ELL



Elementary

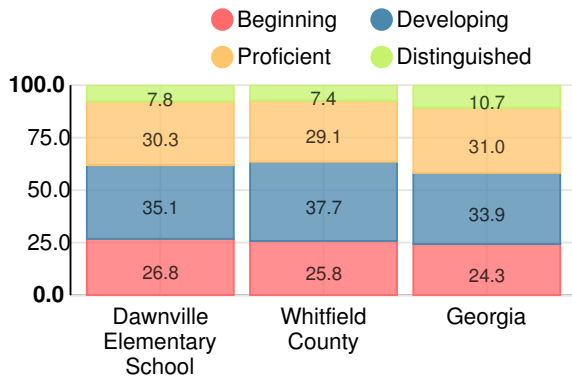
CCRPI Score

Dawnville Elementary School

Indicator	2018
Content Mastery	65.5
Progress	92.2
Closing Gaps	72.7
Readiness	80.2
CCRPI Score	78.9

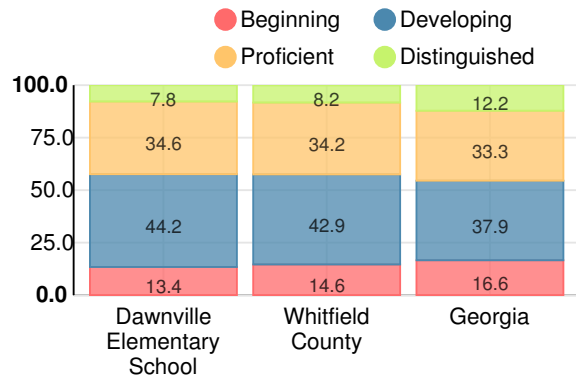
English

Percent of students scoring in each performance level on 2018 Georgia Milestones for elementary grades



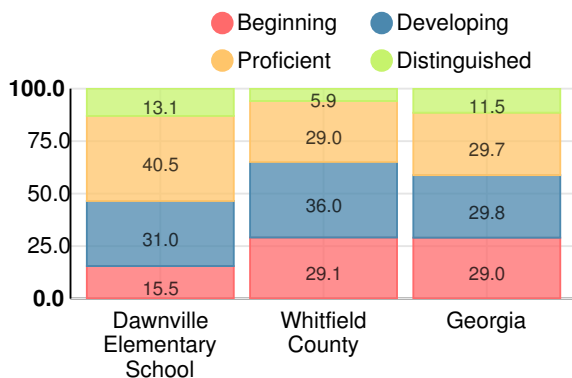
Mathematics

Percent of students scoring in each performance level on 2018 Georgia Milestones for elementary grades



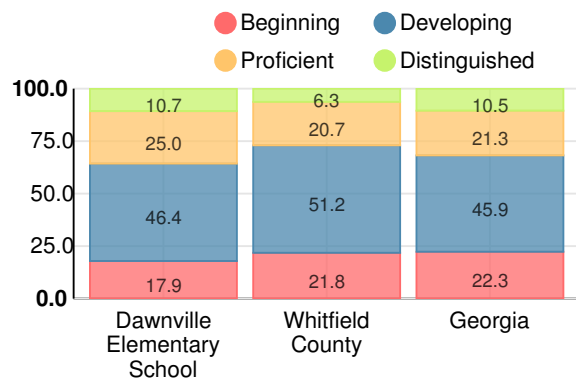
Science

Percent of students scoring in each performance level on 2018 Georgia Milestones for elementary grades



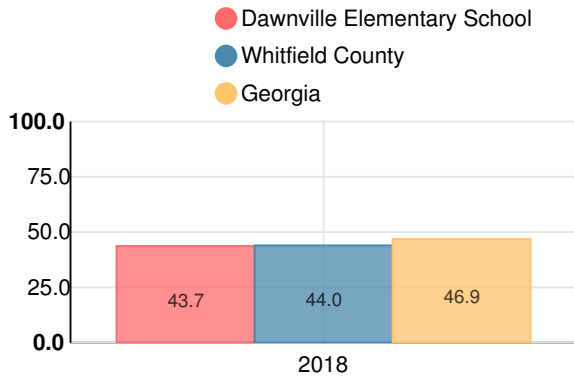
Social Studies

Percent of students scoring in each performance level on 2018 Georgia Milestones for elementary grades



**Reading at or above the Grade Level Target
(3rd Grade)**

Percent of students in grade 3 achieving Lexile measure equal to or greater than 670



**Reading at or above the Grade Level Target
(5th Grade)**

Percent of students in grade 5 achieving Lexile measure equal to or greater than 920

