

Tuskegee Airmen Global Academy

 1654 S Alvarado Terrace SW, Atlanta, GA 30311

 (404)802-8450

 Grades: K-5

 Enrollment: 646 students

Note: For information on educator qualifications and other federal reporting requirements, [click here](#). Discipline data are available in the [K-12 Student Discipline Dashboard](#).

Performance Snapshot

- Tuskegee Airmen Global Academy's **overall performance is higher than 27% of schools in the state** and is lower than its district.
- Its students' **academic growth is higher than 42% of schools in the state** and lower than its district.
- 26.1% of its 3rd grade students are reading at or above the grade level target.**
- Tuskegee Airmen Global Academy is **Beating the Odds**, meaning that it performs better than similar schools.

School Wide

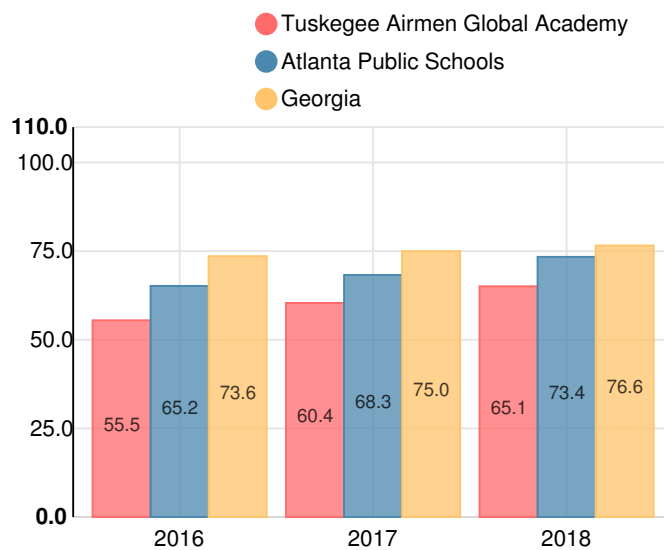
D

65.1

Year	Tuskegee Airmen Global Academy
2018	D
2017	D
2016	F
2015	F
2014	F

Grade conversion	
A	90 - 100
B	80 - 89.9
C	70 - 79.9
D	60 - 69.9
F	0 - 59.9

CCRPI Single Score



Student Mobility Rate

43.3%

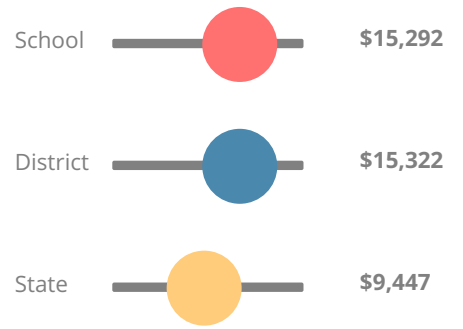
School Climate Star Rating



Financial Efficiency Star Rating

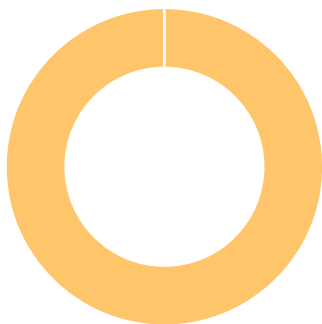


Per Pupil Expenditures



Race/Ethnicity

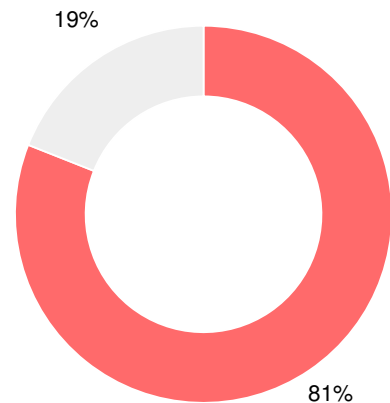
- Asian/Pacific Islander
- American Indian/Alaskan
- Black
- Hispanic
- Multi-racial
- White



100%

Economically Disadvantaged (ED)

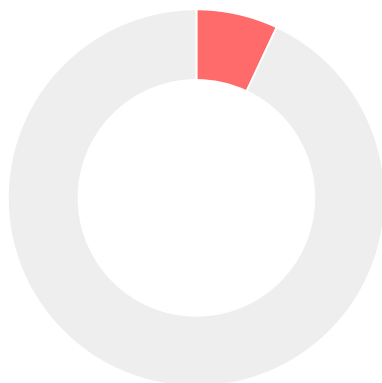
- ED
- Not ED



81%

Students with Disability (SWD)


- SWD
- Not SWD



93%

English Language Learners (ELL)

- ELL
- Not ELL



99%

Elementary

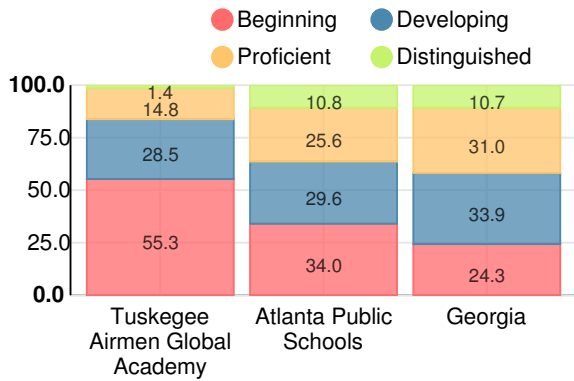
CCRPI Score

Tuskegee Airmen Global Academy

Indicator	2018
Content Mastery	38.3
Progress	80.8
Closing Gaps	82.1
Readiness	64.9
CCRPI Score	65.1

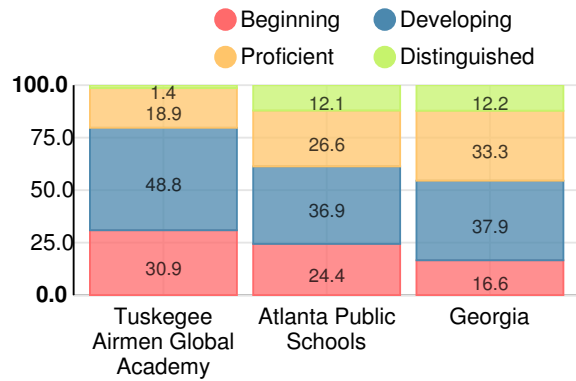
English

Percent of students scoring in each performance level on 2018 Georgia Milestones for elementary grades



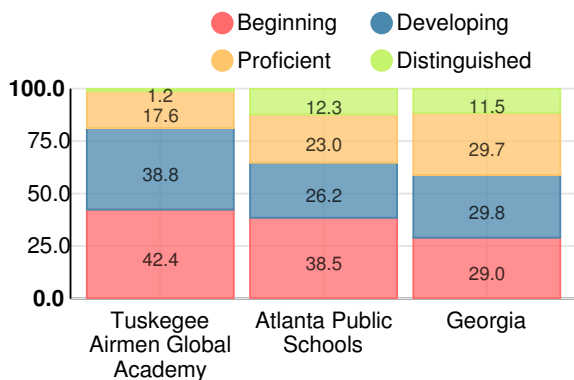
Mathematics

Percent of students scoring in each performance level on 2018 Georgia Milestones for elementary grades



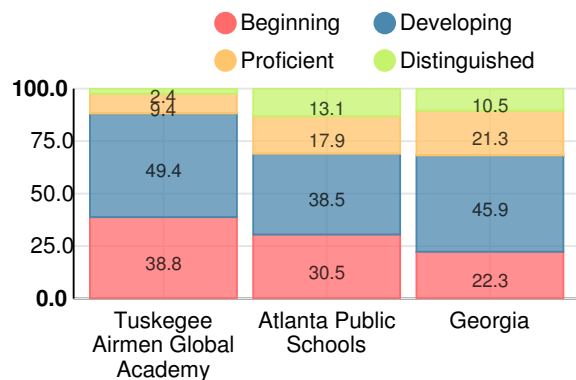
Science

Percent of students scoring in each performance level on 2018 Georgia Milestones for elementary grades



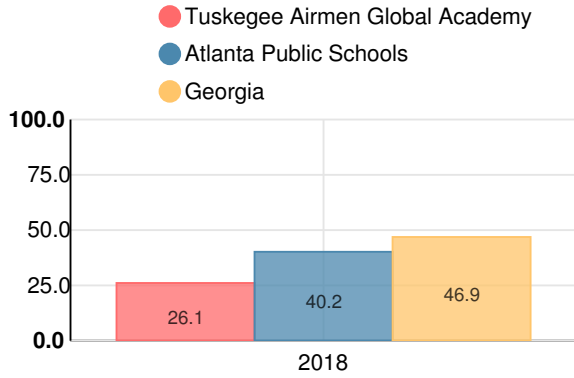
Social Studies

Percent of students scoring in each performance level on 2018 Georgia Milestones for elementary grades



Reading at or above the Grade Level Target (3rd Grade)

Percent of students in grade 3 achieving Lexile measure equal to or greater than 670



Reading at or above the Grade Level Target (5th Grade)

Percent of students in grade 5 achieving Lexile measure equal to or greater than 920

