



Chickamauga Elementary School

 210 Crescent Ave, Chickamauga, GA 30707

 (706)382-3100

 Grades: K-5

 Enrollment: 538 students

Note: For information on educator qualifications and other federal reporting requirements, [click here](#). Discipline data are available in the [K-12 Student Discipline Dashboard](#).

Performance Snapshot

- Chickamauga Elementary School's **overall performance is higher than 41% of schools in the state** and is lower than its district.
- Its students' **academic growth is higher than 54% of schools in the state**.
- 54.9% of its 3rd grade students are reading at or above the grade level target**.

School Wide

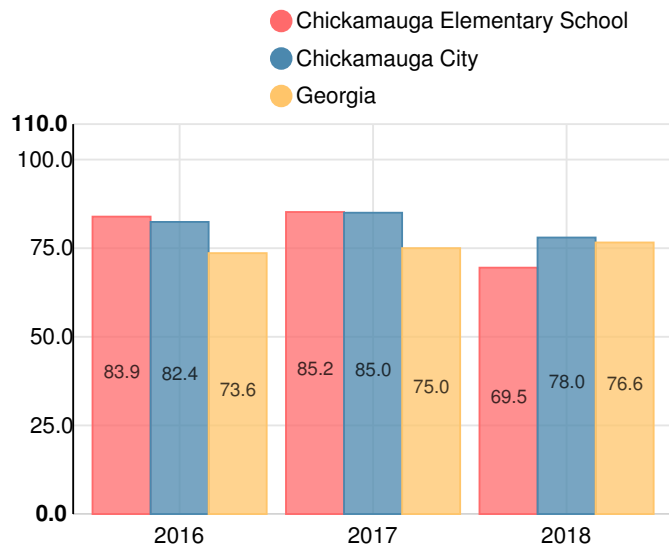
D

69.5

Year	Chickamauga Elementary School
2018	D
2017	B
2016	B
2015	B
2014	B

Grade conversion	
A	90 - 100
B	80 - 89.9
C	70 - 79.9
D	60 - 69.9
F	0 - 59.9

CCRPI Single Score



Student Mobility Rate

2.0%

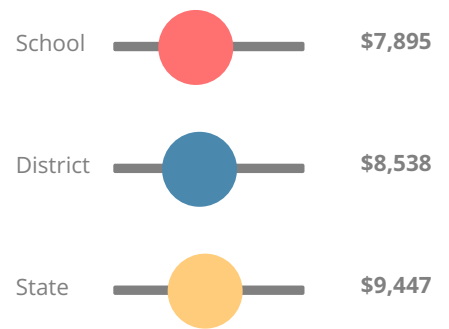
School Climate Star Rating



Financial Efficiency Star Rating

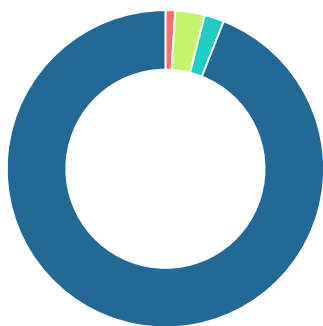


Per Pupil Expenditures

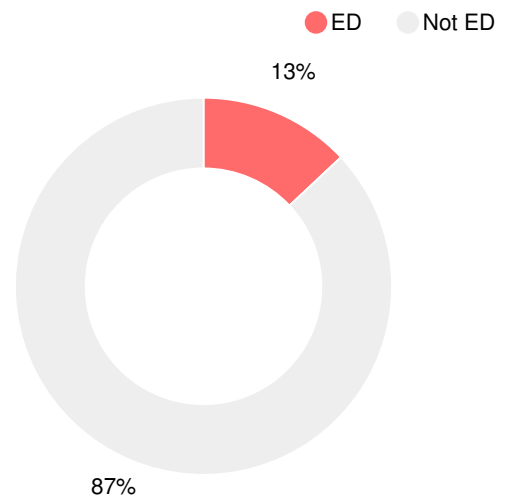


Race/Ethnicity

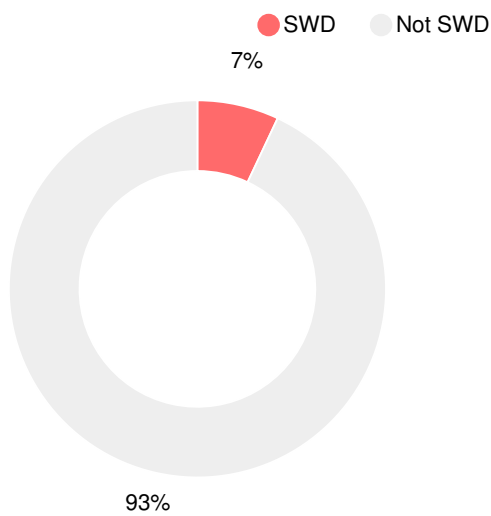
- Asian/Pacific Islander
- American Indian/Alaskan
- Black
- Hispanic
- Multi-racial
- White



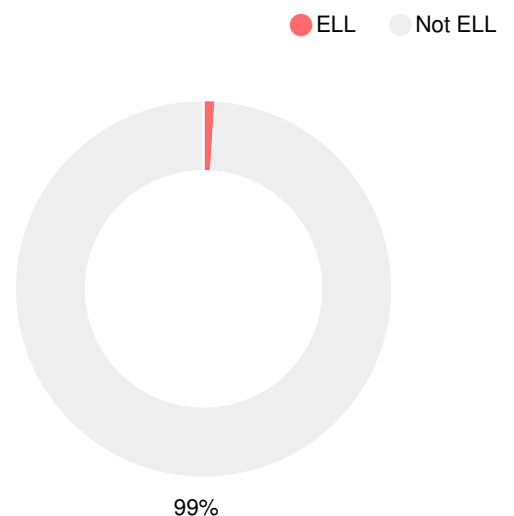
Economically Disadvantaged (ED)



Students with Disability (SWD)



English Language Learners (ELL)



Elementary

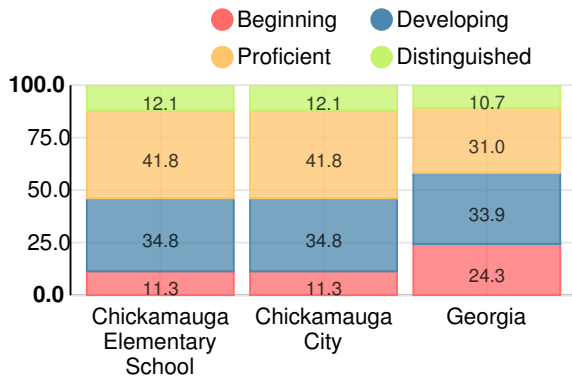
CCRPI Score

Chickamauga Elementary School

Indicator	2018
Content Mastery	74.1
Progress	84.1
Closing Gaps	3.6
Readiness	86.5
CCRPI Score	69.5

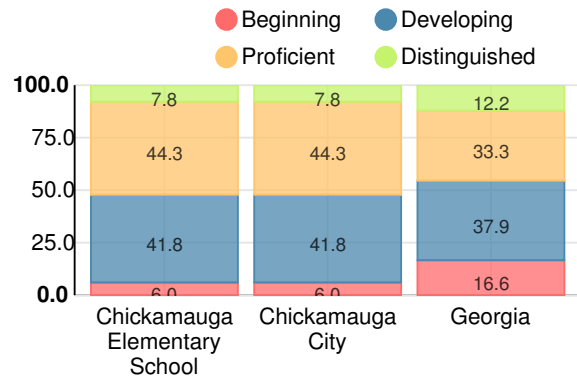
English

Percent of students scoring in each performance level on 2018 Georgia Milestones for elementary grades



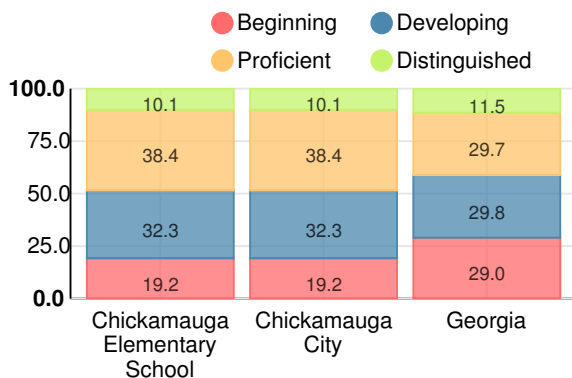
Mathematics

Percent of students scoring in each performance level on 2018 Georgia Milestones for elementary grades



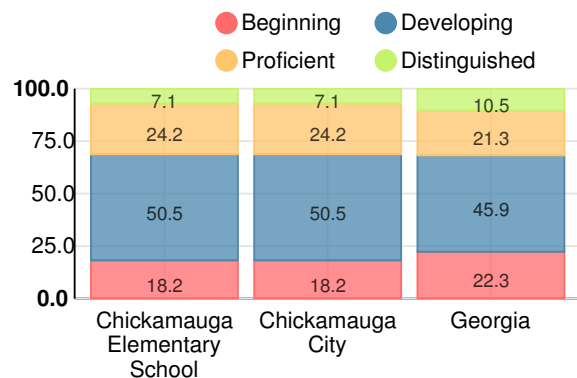
Science

Percent of students scoring in each performance level on 2018 Georgia Milestones for elementary grades



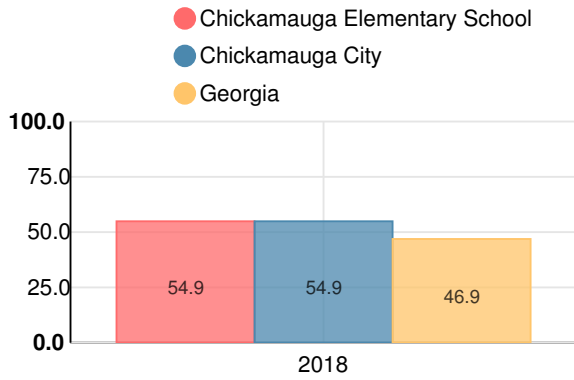
Social Studies

Percent of students scoring in each performance level on 2018 Georgia Milestones for elementary grades



Reading at or above the Grade Level Target (3rd Grade)

Percent of students in grade 3 achieving Lexile measure equal to or greater than 670



Reading at or above the Grade Level Target (5th Grade)

Percent of students in grade 5 achieving Lexile measure equal to or greater than 920

