


Thomasville High School

 315 S Hansell St, Thomasville, GA 31792

 (229)225-2634

 Grades: 9-12

 Enrollment: 762 students

Note: For information on educator qualifications and other federal reporting requirements, [click here](#). Discipline data are available in the [K-12 Student Discipline Dashboard](#).

Performance Snapshot

- Thomasville High School's **overall performance is higher than 42% of schools in the state** and is lower than its district.
- Its students' **academic growth is higher than 56% of schools in the state**.
- **Its four-year graduation rate is 75.7%**, which is higher than 15% of high schools.
- **64.6% of graduates are college and career ready**.

School Wide

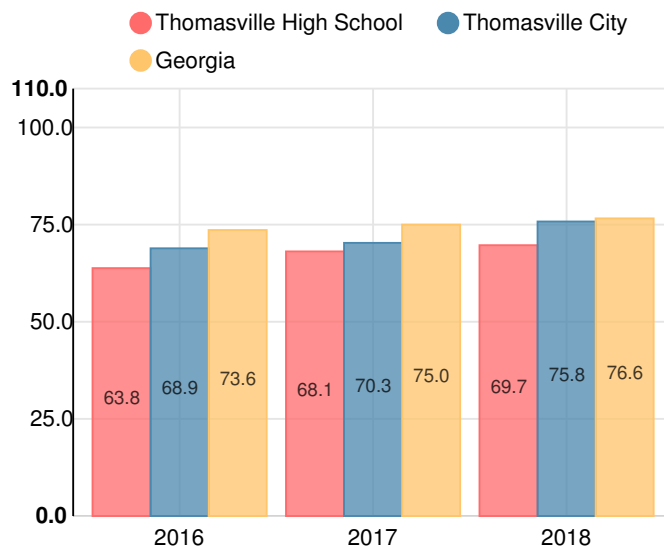
D

69.7

Year	Thomasville High School
2018	D
2017	D
2016	D
2015	B
2014	C

Grade conversion	
A	90 - 100
B	80 - 89.9
C	70 - 79.9
D	60 - 69.9
F	0 - 59.9

CCRPI Single Score



Student Mobility Rate

16.9%

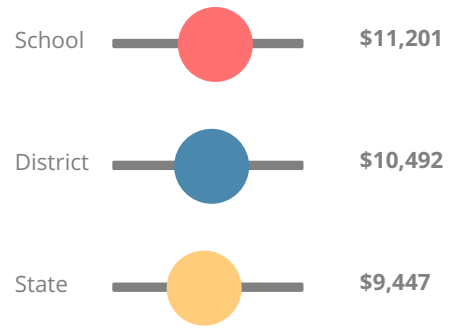
School Climate Star Rating



Financial Efficiency Star Rating

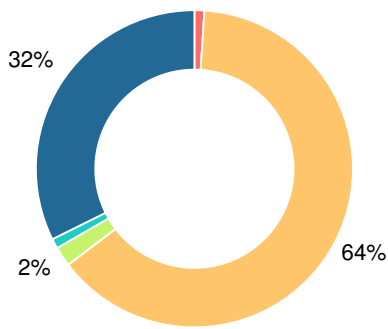


Per Pupil Expenditures



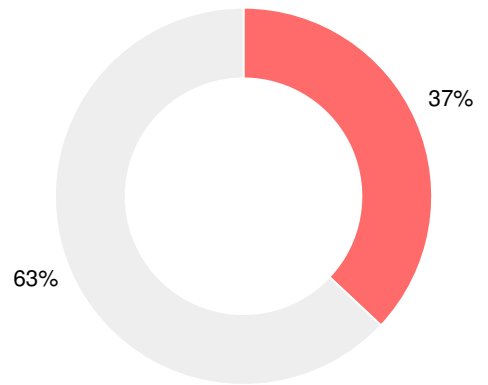
Race/Ethnicity

- Asian/Pacific Islander
- American Indian/Alaskan
- Black
- Hispanic
- Multi-racial
- White



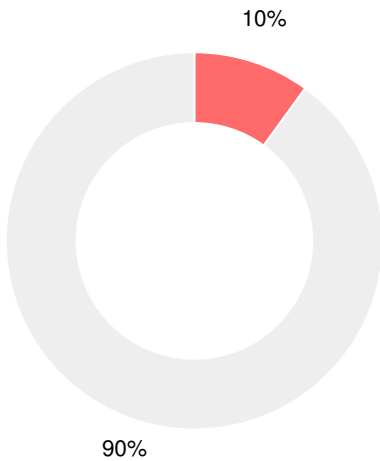
Economically Disadvantaged (ED)

- ED
- Not ED




Students with Disability (SWD)

- SWD
- Not SWD



English Language Learners (ELL)

- ELL
- Not ELL



High School

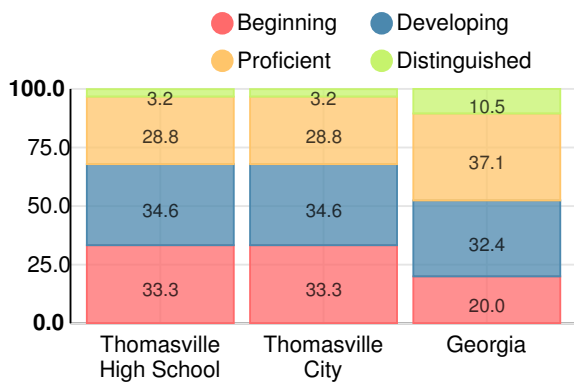
CCRPI Score

Thomasville High School

Indicator	2018
Content Mastery	53.3
Progress	83.7
Closing Gaps	60.0
Readiness	74.8
Graduation Rate	76.0
CCRPI Score	69.7

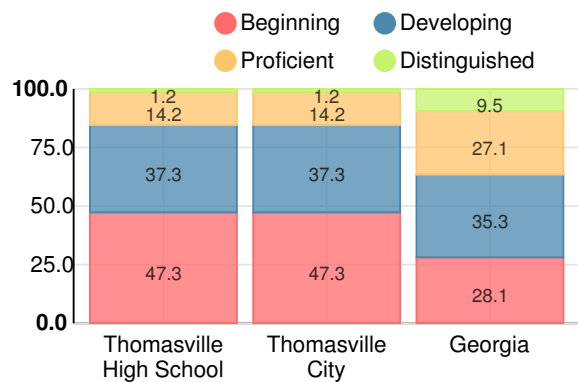
American Literature & Composition

Percent of students scoring in each performance level on 2018 Georgia Milestones



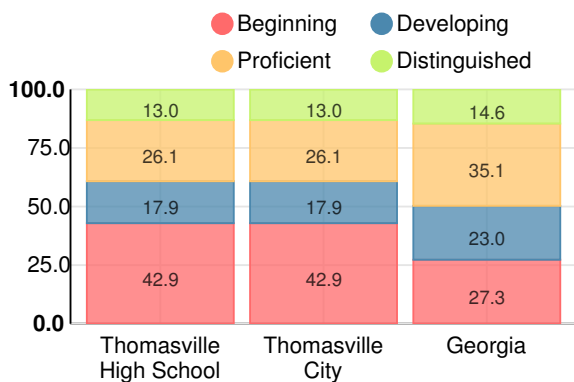
Coordinate Algebra/Algebra I

Percent of students scoring in each performance level on 2018 Georgia Milestones



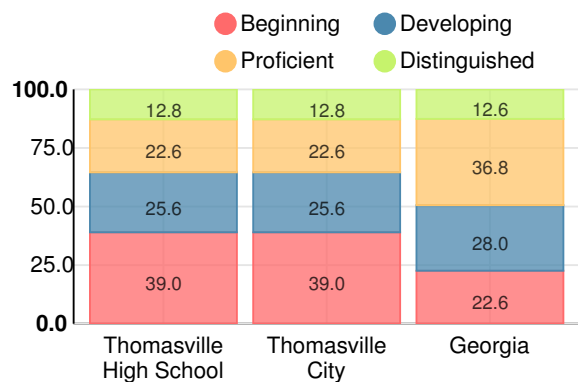
Biology

Percent of students scoring in each performance level on 2018 Georgia Milestones



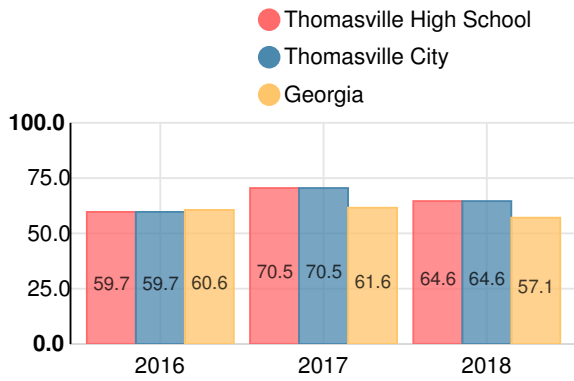
US History

Percent of students scoring in each performance level on 2018 Georgia Milestones



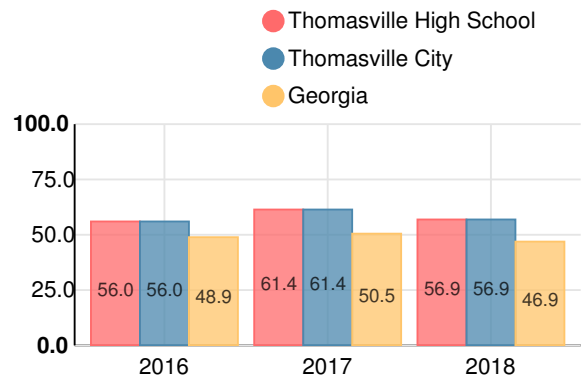
College & Career Readiness

Percent of 12th grade students who are college and career ready

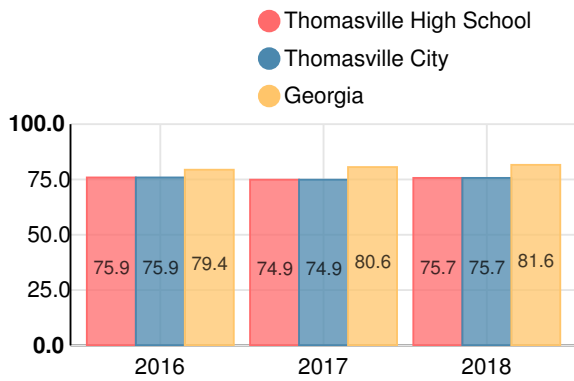


Accelerated Course Taking

Percent of high school graduates earning high school credit for accelerated enrollment



Four-Year Graduation Rate



College Enrollment Rate

