





# Georgia Cyber Academy

 1745 Phoenix Blvd, Suite 100, Atlanta, GA 30349

 (404)334-4790

 Grades: K-12

 Enrollment: 14286 students

Note: For information on educator qualifications and other federal reporting requirements, [click here](#). Discipline data are available in the [K-12 Student Discipline Dashboard](#).

## Performance Snapshot

- Georgia Cyber Academy's **overall performance is higher than 16% of schools in the state.**
- Its elementary students' **academic growth is higher than 4% of elementary schools in the state.**
- Its middle school students' **academic growth is higher than 21% of middle schools in the state.**
- Its high school students' **academic growth is higher than 25% of high schools in the state.**
- **39.1% of its 3rd grade students are reading at or above the grade level target.**
- **64.3% of its 8th grade students are reading at or above the grade level target.**
- **Its four-year graduation rate is 52.6%**, which is higher than 8% of high schools.
- **25.6% of graduates are college and career ready.**

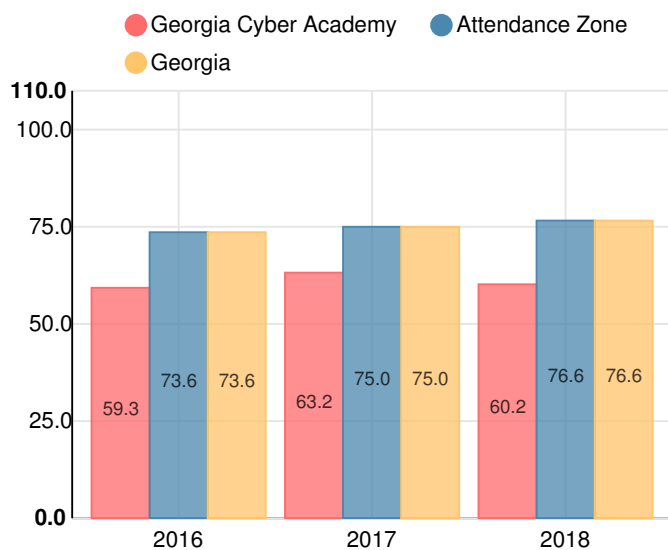
## School Wide

**D**  
**60.2**

| Year | Georgia Cyber Academy |
|------|-----------------------|
| 2018 | D                     |
| 2017 | D                     |
| 2016 | F                     |
| 2015 | D                     |

| Grade conversion |           |
|------------------|-----------|
| A                | 90 - 100  |
| B                | 80 - 89.9 |
| C                | 70 - 79.9 |
| D                | 60 - 69.9 |
| F                | 0 - 59.9  |

## CCRPI Single Score



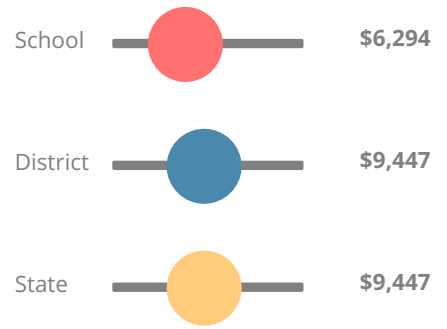
Student Mobility Rate

26.7%

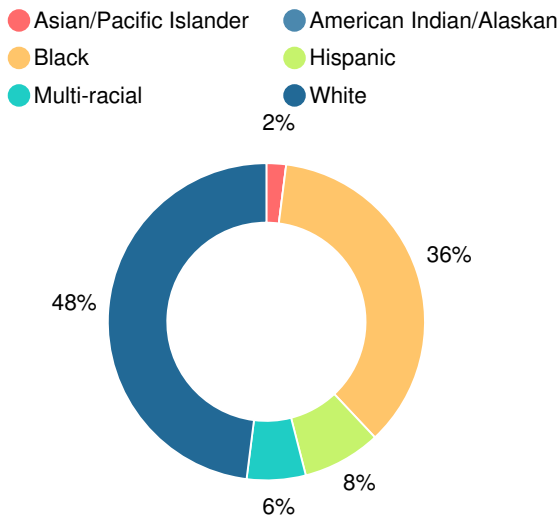
Financial Efficiency Star Rating



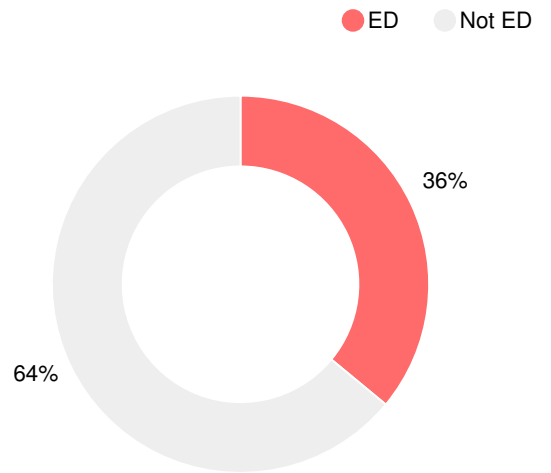
Per Pupil Expenditures



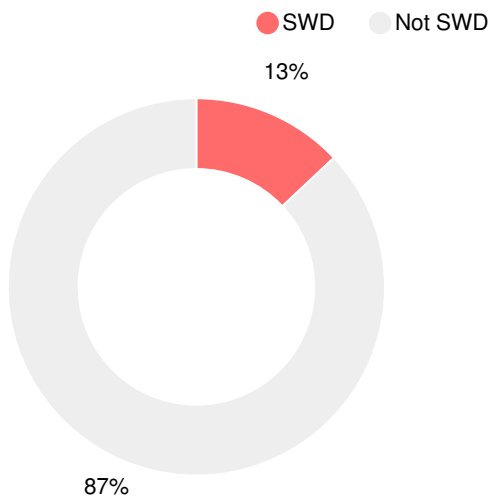
Race/Ethnicity



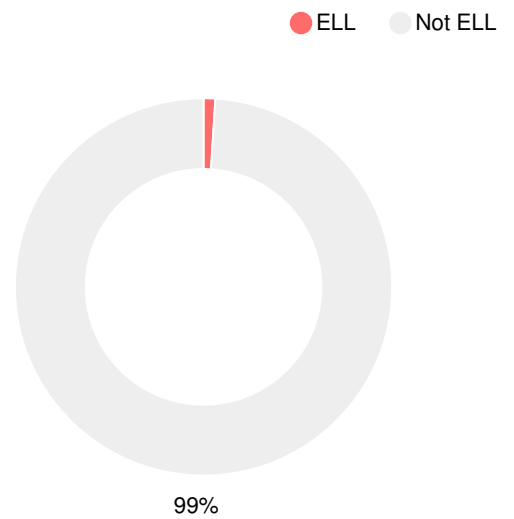
Economically Disadvantaged (ED)



Students with Disability (SWD)



English Language Learners (ELL)



# Elementary

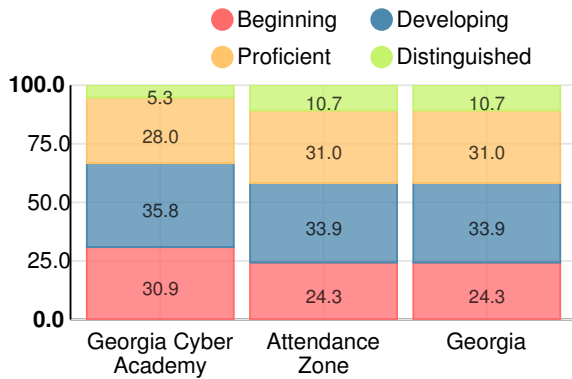
## CCRPI Score

### Georgia Cyber Academy

| Indicator          | 2018        |
|--------------------|-------------|
| Content Mastery    | 49.0        |
| Progress           | 61.6        |
| Closing Gaps       | 40.6        |
| Readiness          | 74.8        |
| <b>CCRPI Score</b> | <b>57.3</b> |

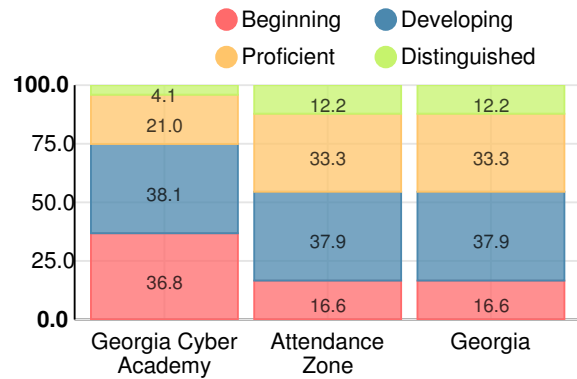
### English

Percent of students scoring in each performance level on 2018 Georgia Milestones for elementary grades



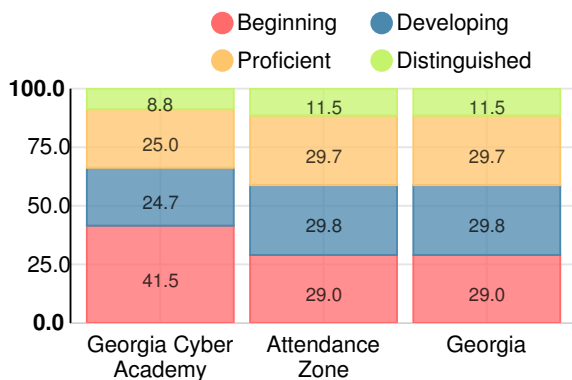
### Mathematics

Percent of students scoring in each performance level on 2018 Georgia Milestones for elementary grades



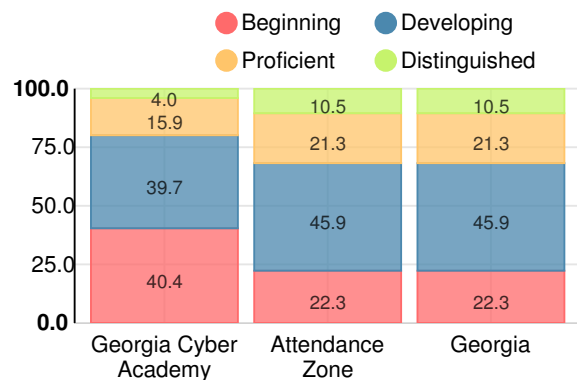
### Science

Percent of students scoring in each performance level on 2018 Georgia Milestones for elementary grades



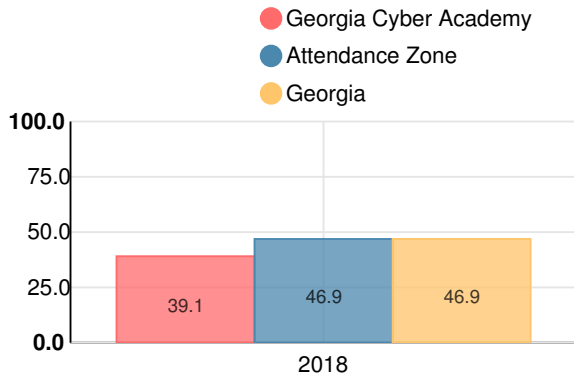
### Social Studies

Percent of students scoring in each performance level on 2018 Georgia Milestones for elementary grades



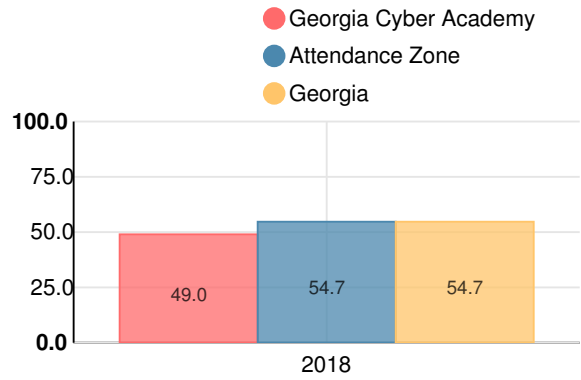
### Reading at or above the Grade Level Target (3rd Grade)

Percent of students in grade 3 achieving Lexile measure equal to or greater than 670



### Reading at or above the Grade Level Target (5th Grade)

Percent of students in grade 5 achieving Lexile measure equal to or greater than 920



## Middle School

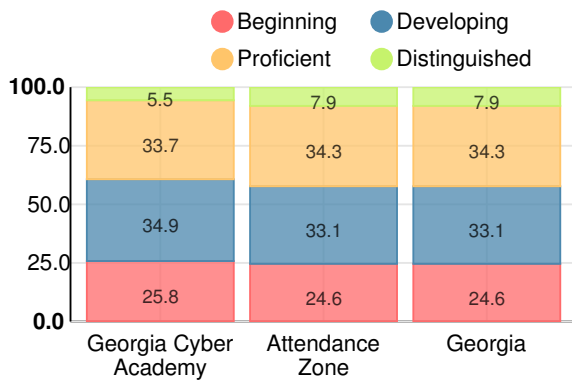
### CCRPI Score

#### Georgia Cyber Academy

| Indicator          | 2018        |
|--------------------|-------------|
| Content Mastery    | 54.2        |
| Progress           | 73.2        |
| Closing Gaps       | 47.1        |
| Readiness          | 87.1        |
| <b>CCRPI Score</b> | <b>66.4</b> |

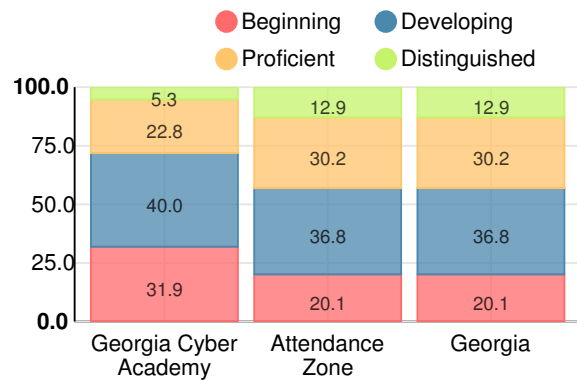
### English

Percent of students scoring in each performance level on 2018 Georgia Milestones for middle school grades



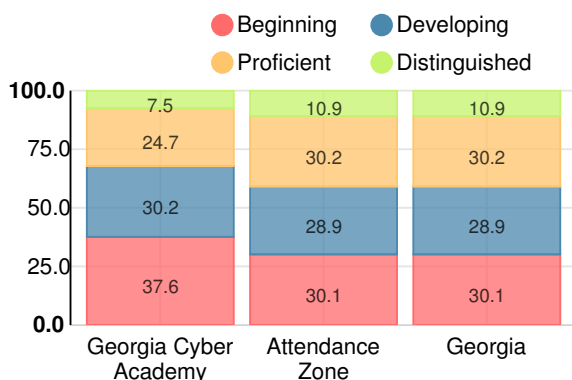
### Mathematics

Percent of students scoring in each performance level on 2018 Georgia Milestones for middle school grades



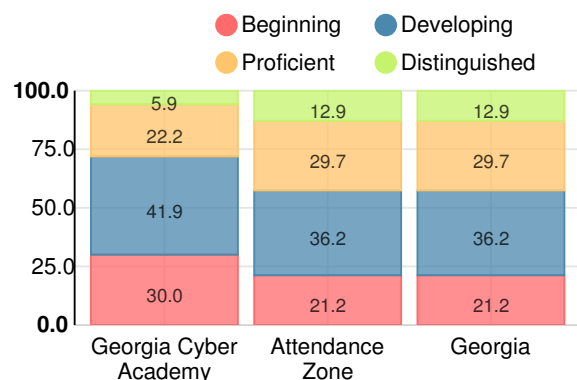
### Science

Percent of students scoring in each performance level on 2018 Georgia Milestones for middle school grades



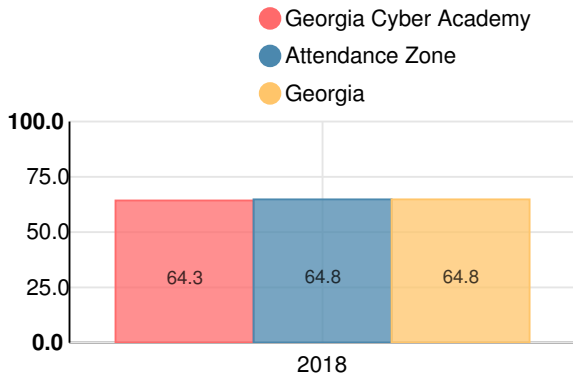
### Social Studies

Percent of students scoring in each performance level on 2018 Georgia Milestones for middle school grades



### Reading at or above the Grade Level Target (8th Grade)

Percent of students in grade 8 achieving Lexile measure greater than 1097



# High School

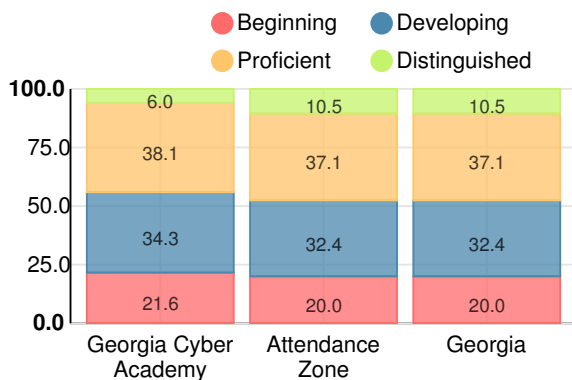
## CCRPI Score

### Georgia Cyber Academy

| Indicator          | 2018        |
|--------------------|-------------|
| Content Mastery    | 50.8        |
| Progress           | 74.9        |
| Closing Gaps       | 40.9        |
| Readiness          | 53.9        |
| Graduation Rate    | 53.3        |
| <b>CCRPI Score</b> | <b>57.9</b> |

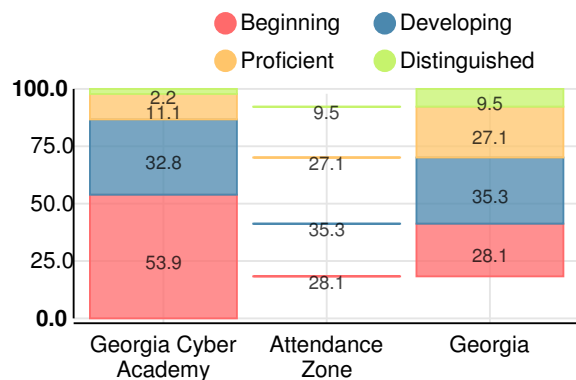
### American Literature & Composition

Percent of students scoring in each performance level on 2018 Georgia Milestones



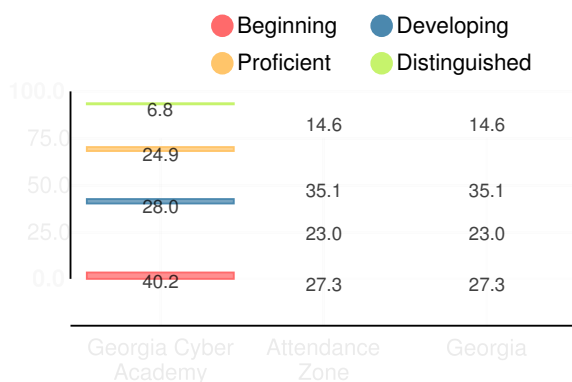
### Coordinate Algebra/Algebra I

Percent of students scoring in each performance level on 2018 Georgia Milestones



### Biology

Percent of students scoring in each performance level on 2018 Georgia Milestones



### US History

Percent of students scoring in each performance level on 2018 Georgia Milestones

**College & Career Readiness**

Percent of 12th grade students who are college and career ready

**Accelerated Course Taking**

Percent of high school graduates earning high school credit for accelerated enrollment

**Four-Year Graduation Rate**

**College Enrollment Rate**