



Cirrus Academy Charter School

 1870 Pio Nono Ave, Macon, GA 31204

 (478)250-1376

 Grades: K-8

 Enrollment: 438 students

Note: For information on educator qualifications and other federal reporting requirements, [click here](#). Discipline data are available in the [K-12 Student Discipline Dashboard](#).

Performance Snapshot

- Cirrus Academy Charter School's **overall performance is higher than 1% of schools in the state.**
- Its elementary students' **academic growth is higher than 8% of elementary schools in the state.**
- Its middle school students' **academic growth is higher than 9% of middle schools in the state.**
- **21.3% of its 3rd grade students are reading at or above the grade level target.**
- **26.3% of its 8th grade students are reading at or above the grade level target.**

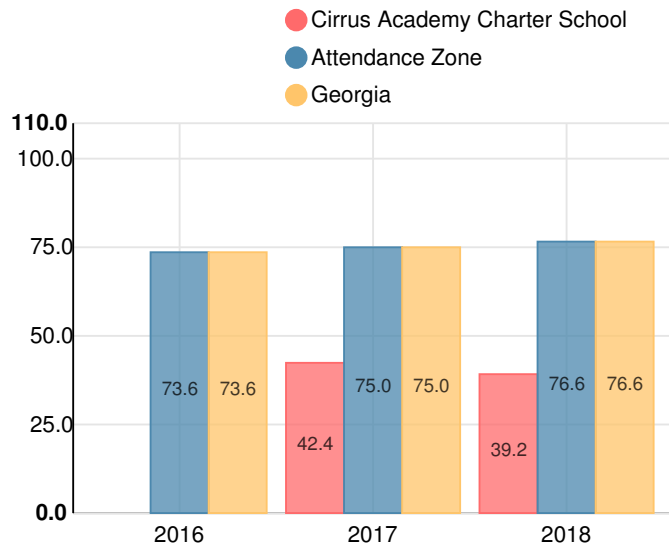
School Wide

F
39.2

Year	Cirrus Academy Charter School
2018	F
2017	F

Grade conversion	
A	90 - 100
B	80 - 89.9
C	70 - 79.9
D	60 - 69.9
F	0 - 59.9

CCRPI Single Score



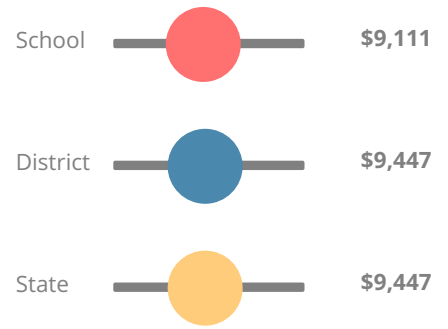
Student Mobility Rate

17.4%

School Climate Star Rating

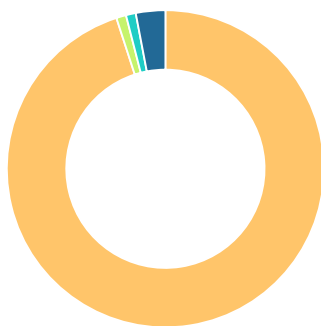


Per Pupil Expenditures



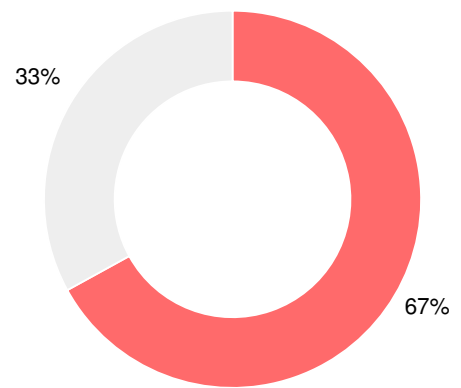
Race/Ethnicity

- Asian/Pacific Islander
- American Indian/Alaskan
- Black
- Hispanic
- Multi-racial
- White



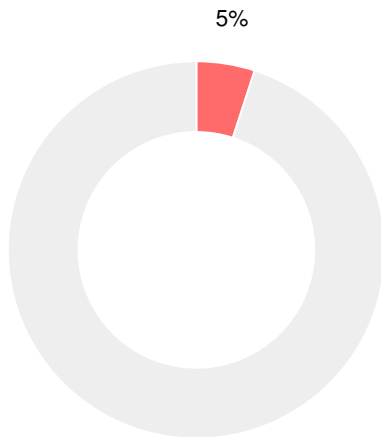
Economically Disadvantaged (ED)

- ED
- Not ED



Students with Disability (SWD)

- SWD
- Not SWD



English Language Learners (ELL)

- ELL
- Not ELL



Elementary

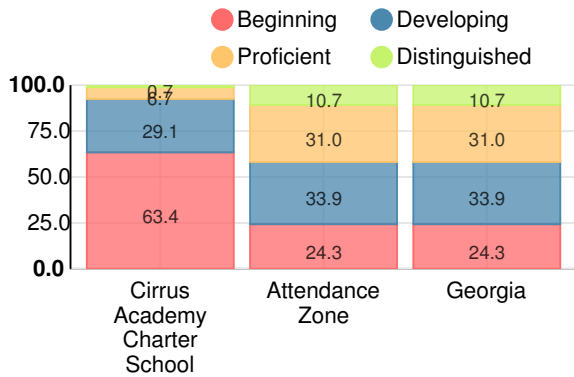
CCRPI Score

Cirrus Academy Charter School

Indicator	2018
Content Mastery	18.3
Progress	66.9
Closing Gaps	0.0
Readiness	43.8
CCRPI Score	37.7

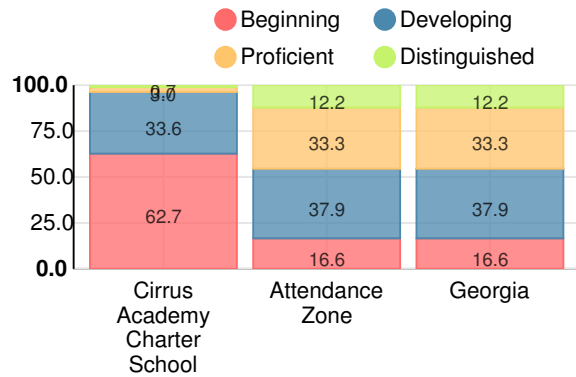
English

Percent of students scoring in each performance level on 2018 Georgia Milestones for elementary grades



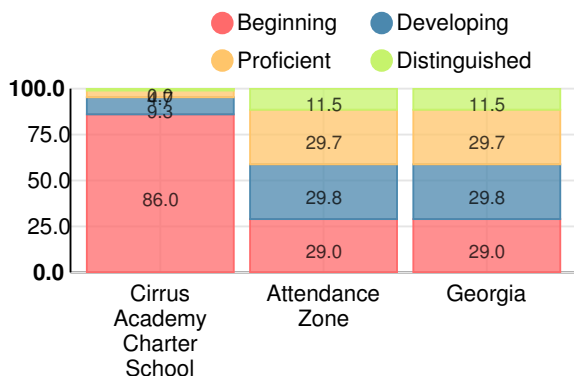
Mathematics

Percent of students scoring in each performance level on 2018 Georgia Milestones for elementary grades



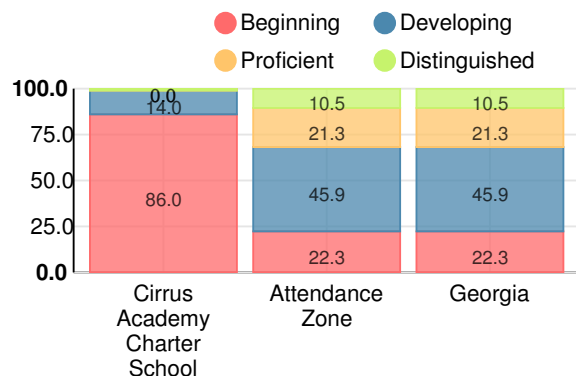
Science

Percent of students scoring in each performance level on 2018 Georgia Milestones for elementary grades



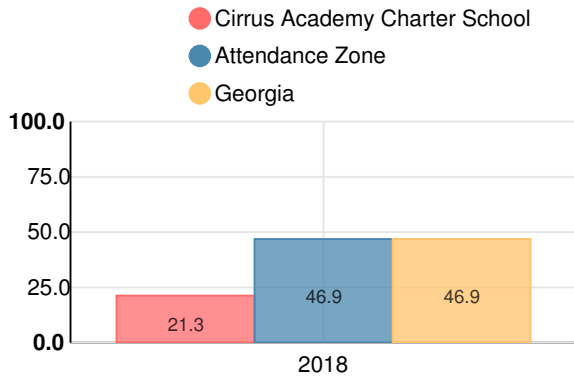
Social Studies

Percent of students scoring in each performance level on 2018 Georgia Milestones for elementary grades



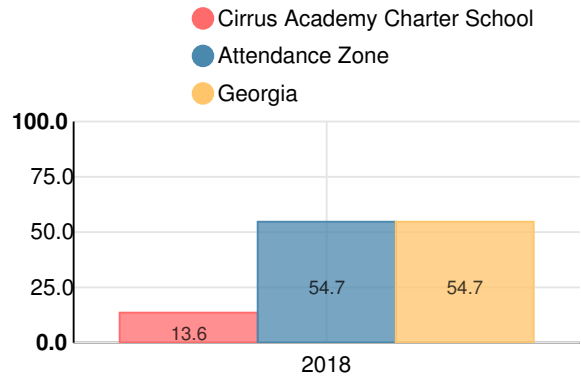
Reading at or above the Grade Level Target (3rd Grade)

Percent of students in grade 3 achieving Lexile measure equal to or greater than 670



Reading at or above the Grade Level Target (5th Grade)

Percent of students in grade 5 achieving Lexile measure equal to or greater than 920



Middle School

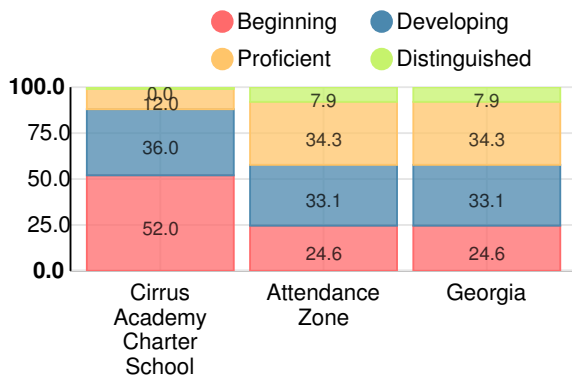
CCRPI Score

Cirrus Academy Charter School

Indicator	2018
Content Mastery	25.9
Progress	67.0
Closing Gaps	12.5
Readiness	46.9
CCRPI Score	42.5

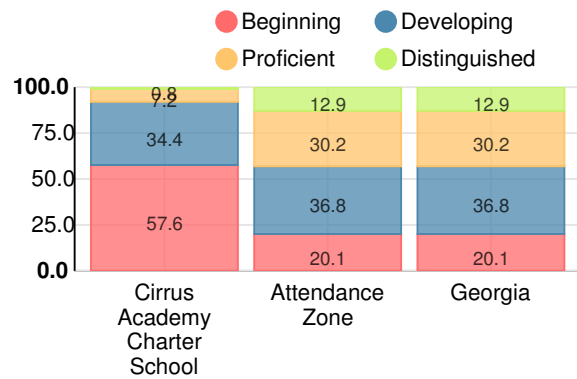
English

Percent of students scoring in each performance level on 2018 Georgia Milestones for middle school grades



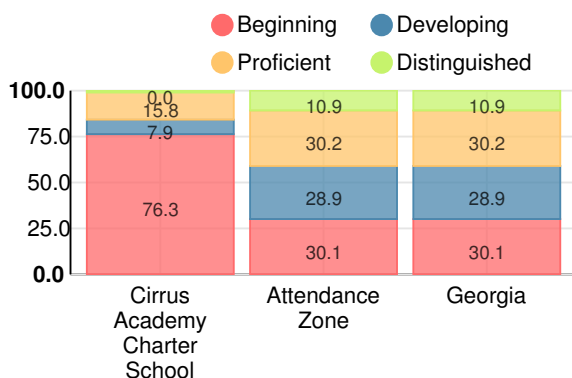
Mathematics

Percent of students scoring in each performance level on 2018 Georgia Milestones for middle school grades



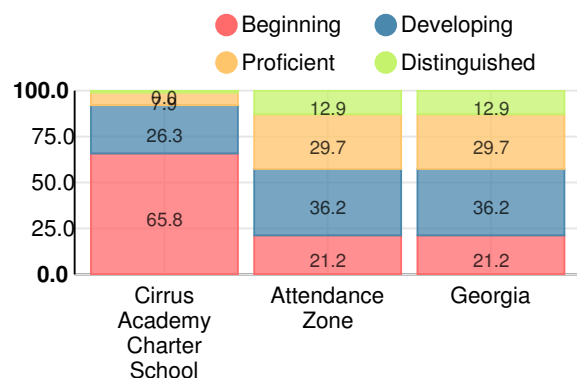
Science

Percent of students scoring in each performance level on 2018 Georgia Milestones for middle school grades



Social Studies

Percent of students scoring in each performance level on 2018 Georgia Milestones for middle school grades



Reading at or above the Grade Level Target (8th Grade)

Percent of students in grade 8 achieving Lexile measure greater than 1097

