




Brookhaven Innovation Academy

 3159 Campus Dr, Norcross, GA 30071

 (770)538-1550

 Grades: K-7

 Enrollment: 480 students

Note: For information on educator qualifications and other federal reporting requirements, [click here](#). Discipline data are available in the [K-12 Student Discipline Dashboard](#).

Performance Snapshot

- Brookhaven Innovation Academy's **overall performance is higher than 60% of schools in the state.**
- Its elementary students' **academic growth is higher than 35% of elementary schools in the state.**
- Its middle school students' **academic growth is higher than 60% of middle schools in the state.**
- **54.2% of its 3rd grade students are reading at or above the grade level target.**

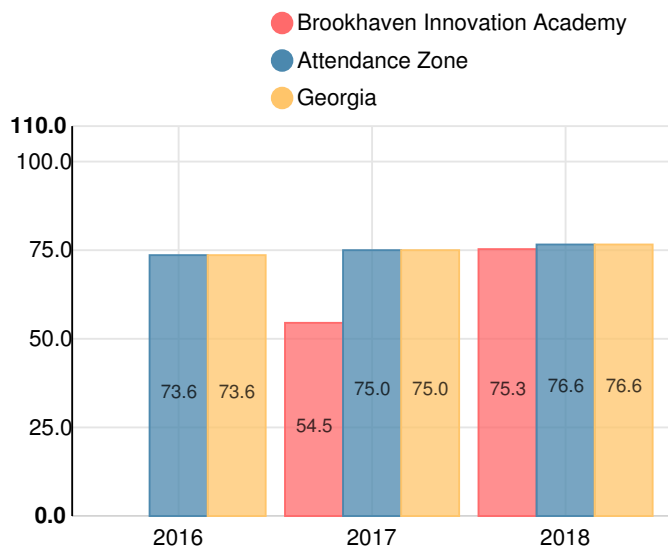
School Wide

C
75.3

Year	Brookhaven Innovation Academy
2018	C
2017	F

Grade conversion	
A	90 - 100
B	80 - 89.9
C	70 - 79.9
D	60 - 69.9
F	0 - 59.9

CCRPI Single Score



Student Mobility Rate

5.4%

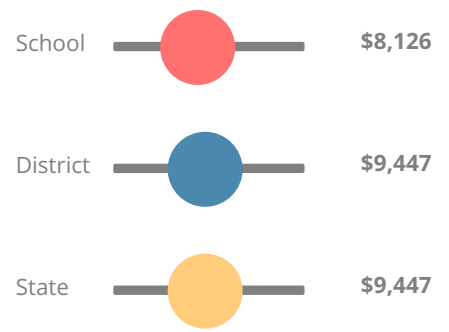
School Climate Star Rating



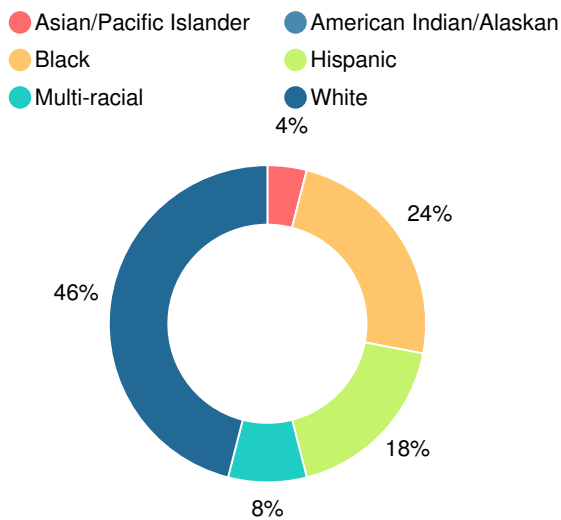
Financial Efficiency Star Rating



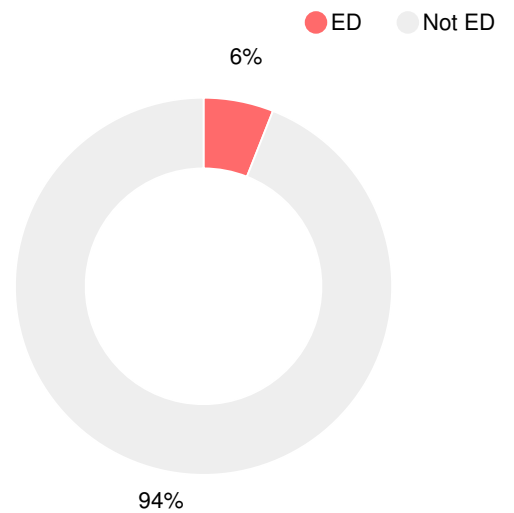
Per Pupil Expenditures



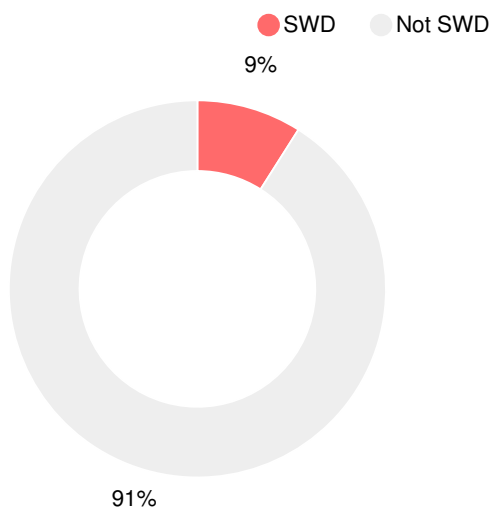
Race/Ethnicity



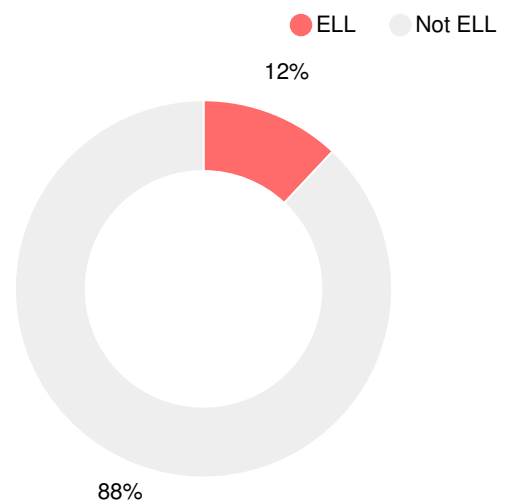
Economically Disadvantaged (ED)



Students with Disability (SWD)



English Language Learners (ELL)



Elementary

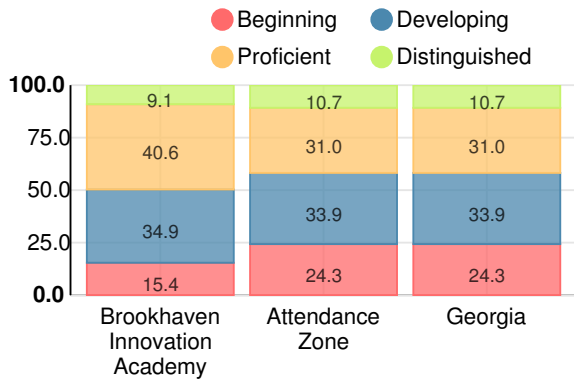
CCRPI Score

Brookhaven Innovation Academy

Indicator	2018
Content Mastery	68.4
Progress	78.7
Closing Gaps	63.9
Readiness	83.8
CCRPI Score	74.4

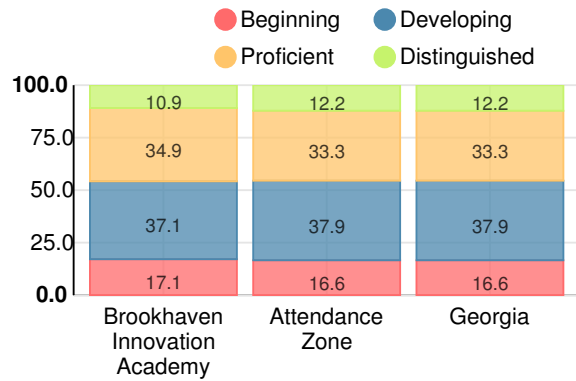
English

Percent of students scoring in each performance level on 2018 Georgia Milestones for elementary grades



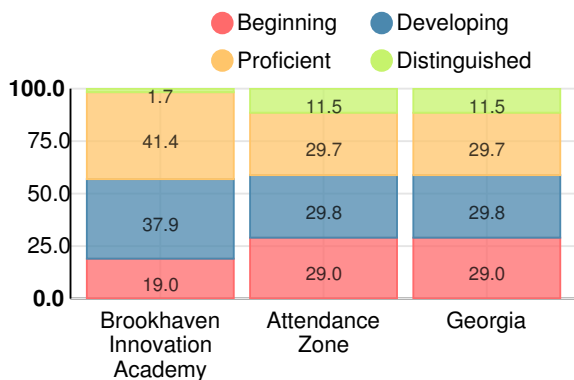
Mathematics

Percent of students scoring in each performance level on 2018 Georgia Milestones for elementary grades



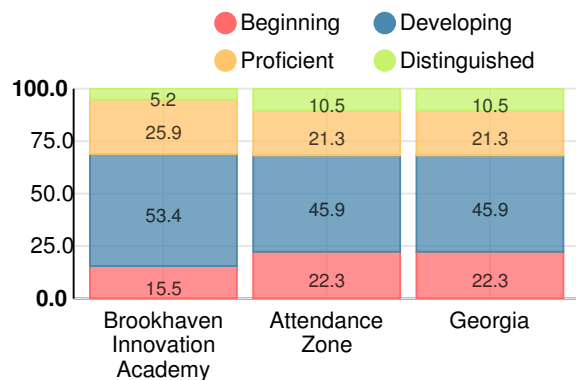
Science

Percent of students scoring in each performance level on 2018 Georgia Milestones for elementary grades



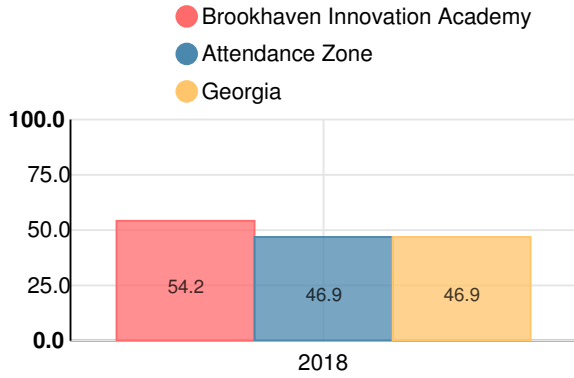
Social Studies

Percent of students scoring in each performance level on 2018 Georgia Milestones for elementary grades



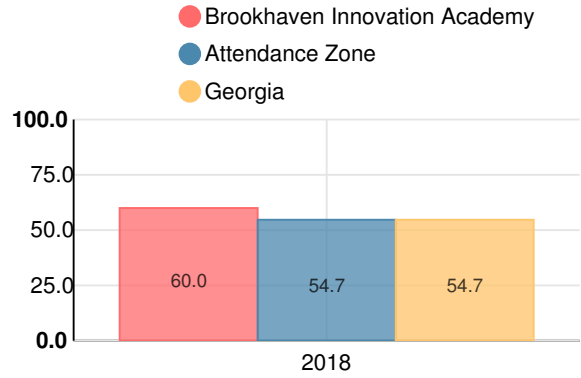
Reading at or above the Grade Level Target (3rd Grade)

Percent of students in grade 3 achieving Lexile measure equal to or greater than 670



Reading at or above the Grade Level Target (5th Grade)

Percent of students in grade 5 achieving Lexile measure equal to or greater than 920



Middle School

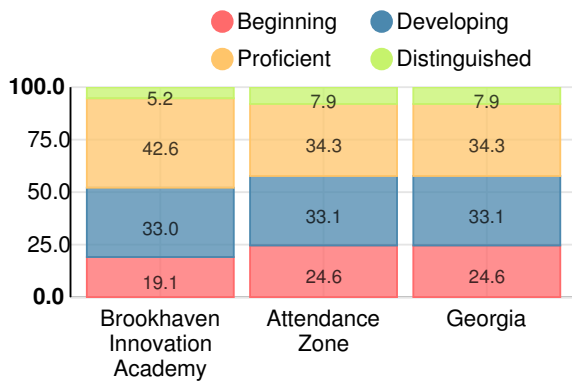
CCRPI Score

Brookhaven Innovation Academy

Indicator	2018
Content Mastery	65.9
Progress	84.3
Closing Gaps	75.0
Readiness	88.0
CCRPI Score	78.1

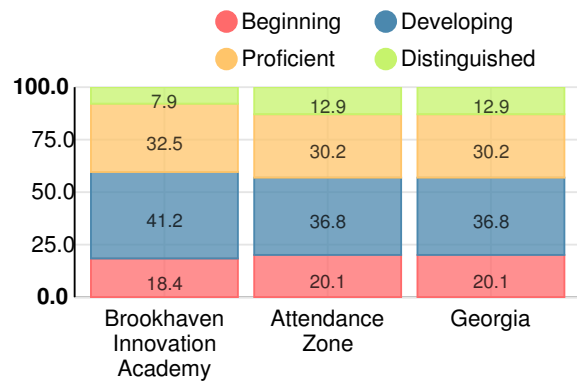
English

Percent of students scoring in each performance level on 2018 Georgia Milestones for middle school grades



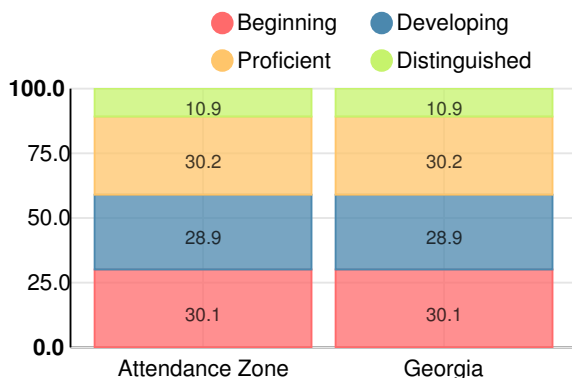
Mathematics

Percent of students scoring in each performance level on 2018 Georgia Milestones for middle school grades



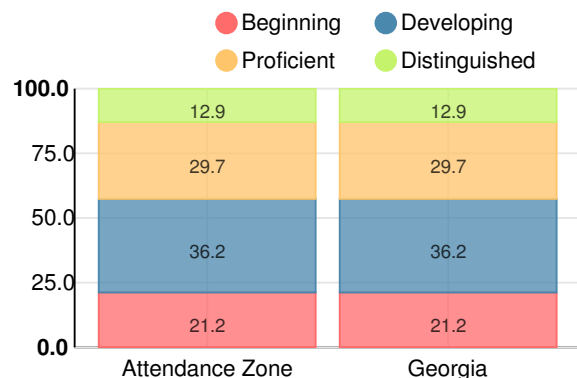
Science

Percent of students scoring in each performance level on 2018 Georgia Milestones for middle school grades



Social Studies

Percent of students scoring in each performance level on 2018 Georgia Milestones for middle school grades



Reading at or above the Grade Level Target (8th Grade)

Percent of students in grade 8 achieving Lexile measure greater than 1097

