


Pine Log Elementary School

 1095 Cass Pine Log Rd, Rydal, GA 30171

 770-606-5864

 Grades: K-5

 Enrollment: 367 students

Note: For information on educator qualifications and other federal reporting requirements, [click here](#). Discipline data are available in the [K-12 Student Discipline Dashboard](#).

Performance Snapshot

- Pine Log Elementary's **overall performance is higher than 61% of schools in the state** and is higher than its district.
- Its students' **academic growth is higher than 59% of schools in the state** and similar to its district.
- **54.0% of its 3rd grade students are reading at or above the grade level target.**

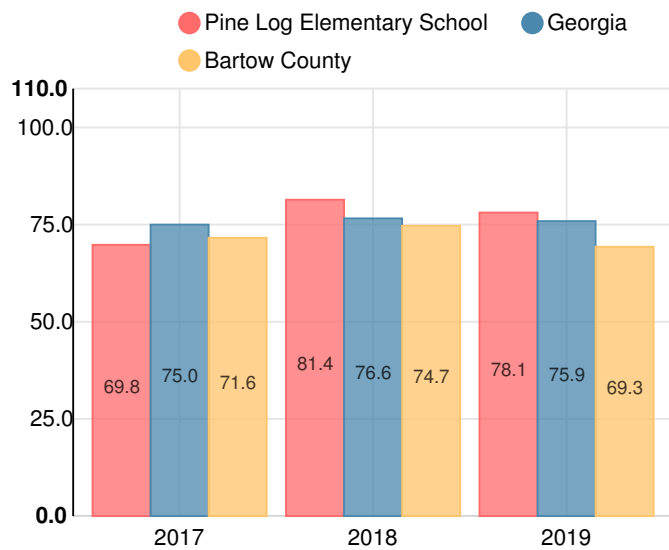
School Wide

C78.1

Year	Pine Log Elementary School
2019	C
2018	B
2017	D
2016	C
2015	C

Grade conversion	
A	90 - 100
B	80 - 89.9
C	70 - 79.9
D	60 - 69.9
F	0 - 59.9

CCRPI Single Score



Student Mobility Rate

13.4%

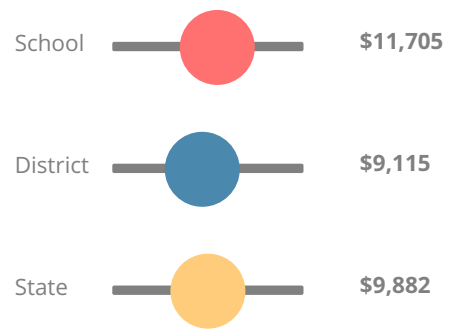
School Climate Star Rating



Financial Efficiency Star Rating

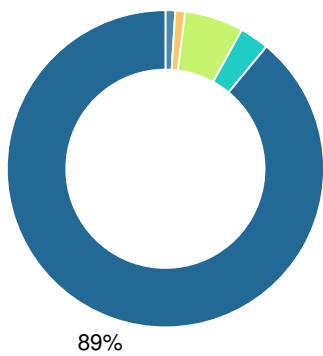


Per Pupil Expenditures



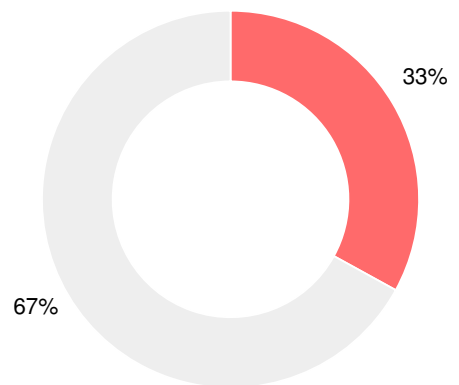
Race/Ethnicity

- Asian/Pacific Islander
 - American Indian/Alaskan
 - Black
 - Hispanic
 - Multi-racial
 - White
- 6% 3%



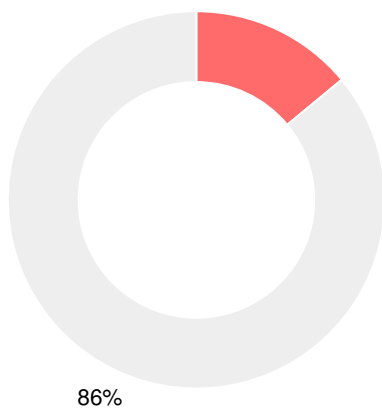
Economically Disadvantaged (ED)

- ED
- Not ED



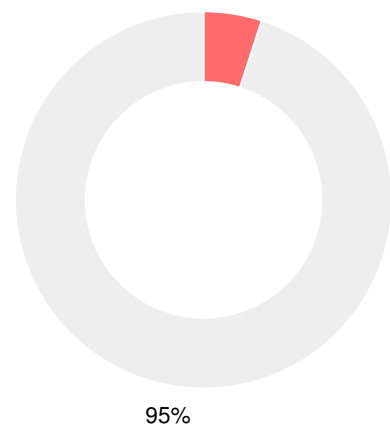
Students with Disability (SWD)

- SWD
- Not SWD



English Language Learners (ELL)

- ELL
- Not ELL



Elementary

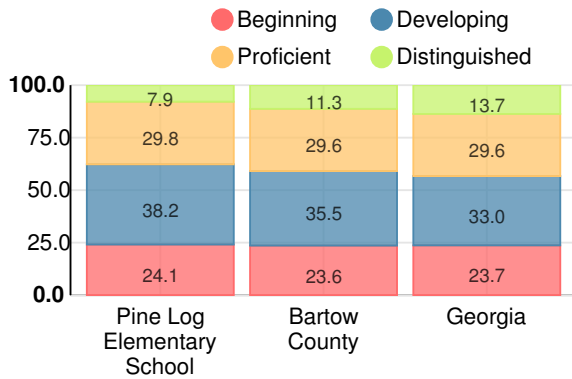
CCRPI Score

Pine Log Elementary School

Indicator	2019
Content Mastery	68.6
Progress	85.4
Closing Gaps	78.6
Readiness	79.4
CCRPI Score	78.1

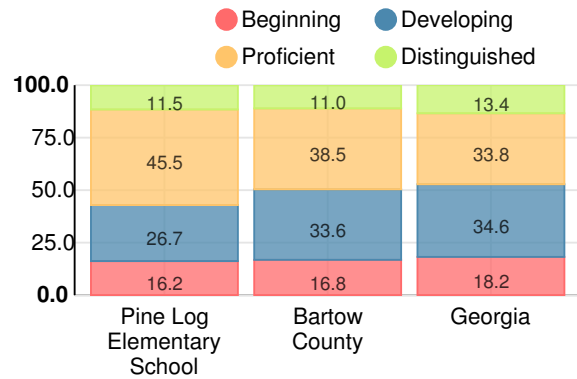
English

Percent of students scoring in each performance level on 2019 Georgia Milestones for elementary grades



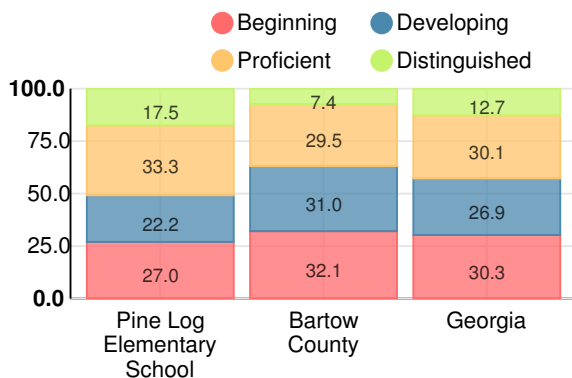
Mathematics

Percent of students scoring in each performance level on 2019 Georgia Milestones for elementary grades



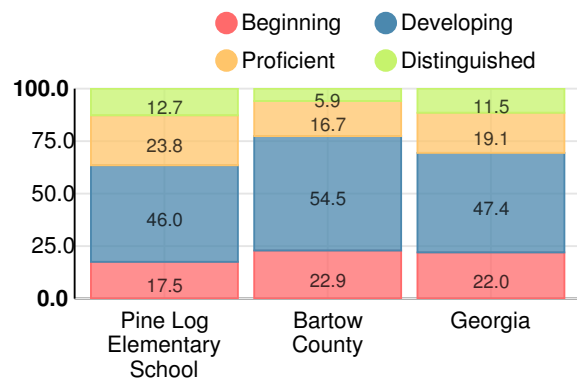
Science

Percent of students scoring in each performance level on 2019 Georgia Milestones for elementary grades



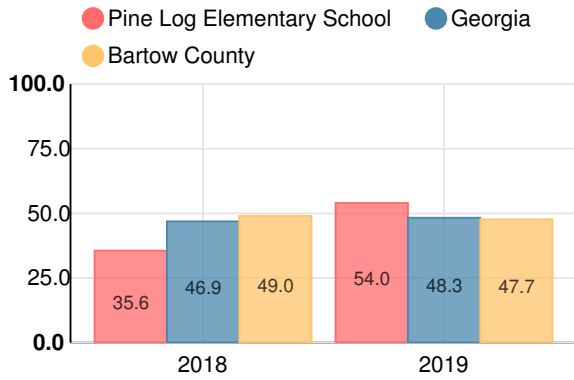
Social Studies

Percent of students scoring in each performance level on 2019 Georgia Milestones for elementary grades



Reading at or above the Grade Level Target (3rd Grade)

Percent of students in grade 3 achieving Lexile measure equal to or greater than 670



Reading at or above the Grade Level Target (5th Grade)

Percent of students in grade 5 achieving Lexile measure equal to or greater than 920

