



# Mission Road Elementary School

 1100 Mission Rd SW, Cartersville, GA 30120

 (770)606-5863

 Grades: K-5

 Enrollment: 442 students

Note: For information on educator qualifications and other federal reporting requirements, [click here](#). Discipline data are available in the [K-12 Student Discipline Dashboard](#).

### Performance Snapshot

- Mission Road Elementary School's **overall performance is higher than 45% of schools in the state** and is higher than its district.
- Its students' **academic growth is higher than 25% of schools in the state** and lower than its district.
- **52.1% of its 3rd grade students are reading at or above the grade level target.**

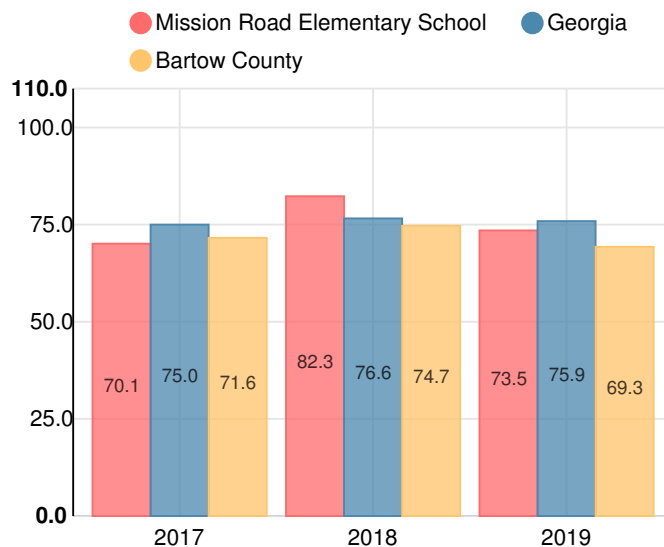
## School Wide

**C73.5**

Year	Mission Road Elementary School
2019	C
2018	B
2017	C
2016	C
2015	D

Grade conversion	
A	90 - 100
B	80 - 89.9
C	70 - 79.9
D	60 - 69.9
F	0 - 59.9

### CCRPI Single Score



Student Mobility Rate

12.0%

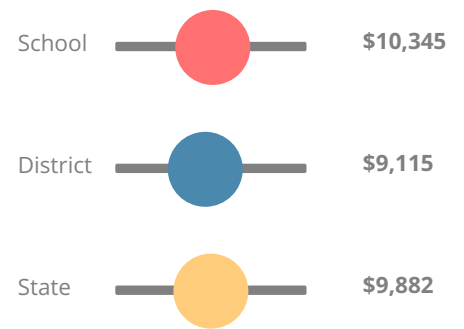
School Climate Star Rating



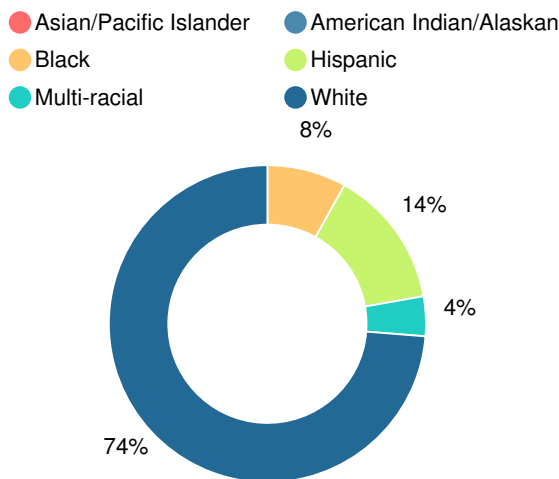
Financial Efficiency Star Rating



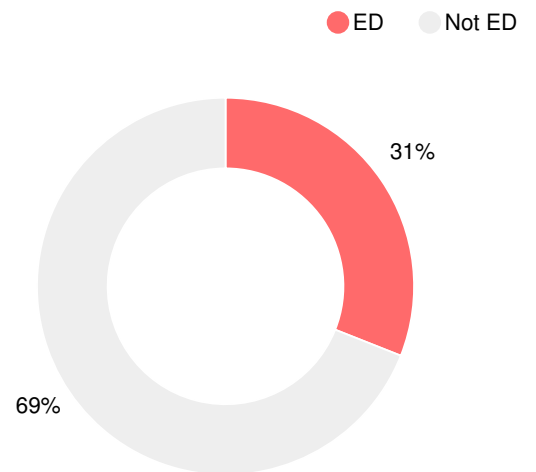
Per Pupil Expenditures



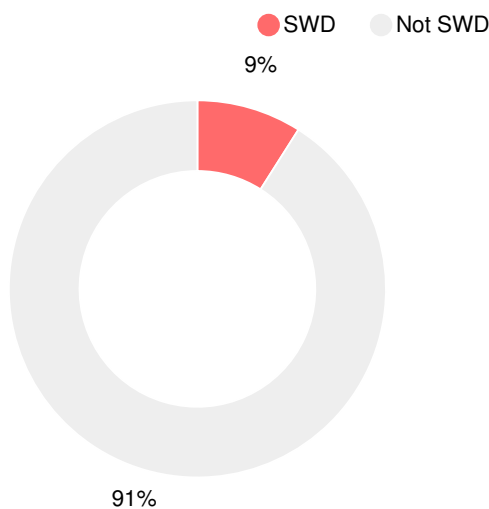
Race/Ethnicity



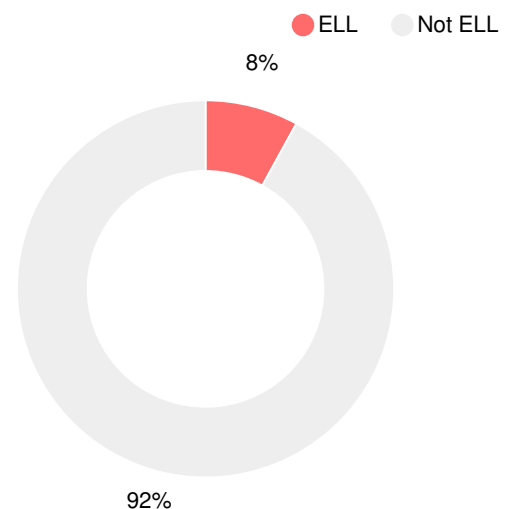
Economically Disadvantaged (ED)



Students with Disability (SWD)



English Language Learners (ELL)



# Elementary

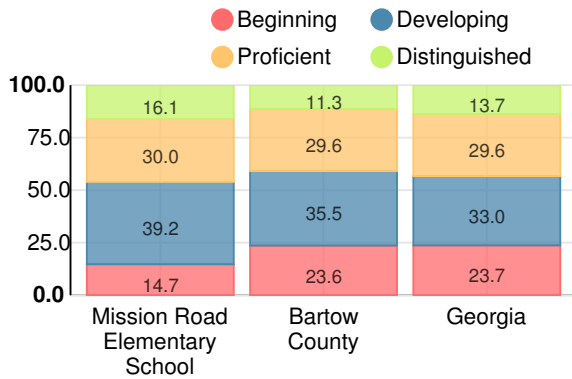
## CCRPI Score

### Mission Road Elementary School

Indicator	2019
Content Mastery	79.4
Progress	75.9
Closing Gaps	44.4
Readiness	82.4
<b>CCRPI Score</b>	<b>73.5</b>

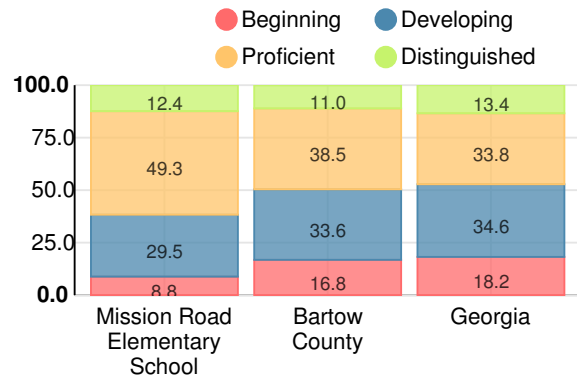
### English

Percent of students scoring in each performance level on 2019 Georgia Milestones for elementary grades



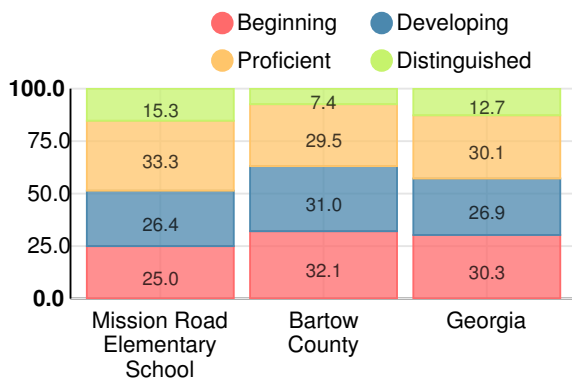
### Mathematics

Percent of students scoring in each performance level on 2019 Georgia Milestones for elementary grades



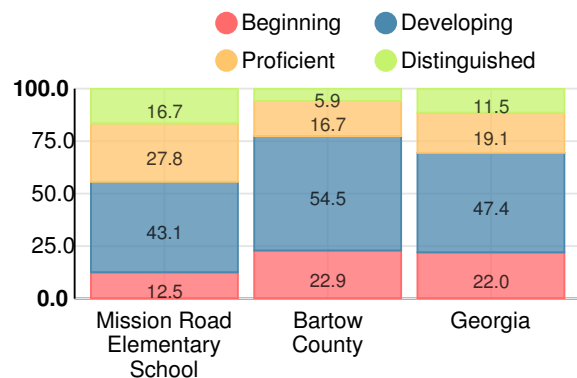
### Science

Percent of students scoring in each performance level on 2019 Georgia Milestones for elementary grades



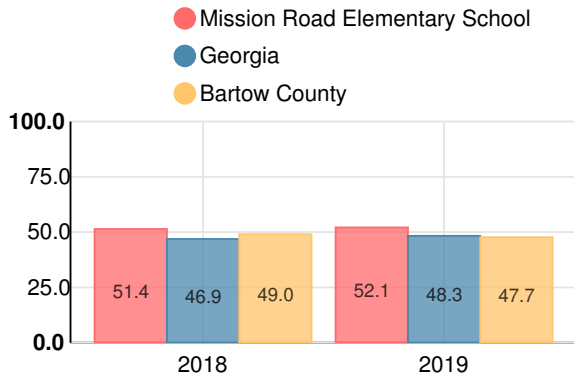
### Social Studies

Percent of students scoring in each performance level on 2019 Georgia Milestones for elementary grades



**Reading at or above the Grade Level Target (3rd Grade)**

Percent of students in grade 3 achieving Lexile measure equal to or greater than 670



**Reading at or above the Grade Level Target (5th Grade)**

Percent of students in grade 5 achieving Lexile measure equal to or greater than 920

