


St. Marys Elementary School

 600 Osborne St, St. Marys, GA 31558

 912-882-4839

 Grades: K-5

 Enrollment: 619 students

 Greatest Gains (Gold)

Note: For information on educator qualifications and other federal reporting requirements, [click here](#). Discipline data are available in the [K-12 Student Discipline Dashboard](#).

Performance Snapshot

- Saint Marys Elementary School's **overall performance is higher than 78% of schools in the state** and is lower than its district.
- Its students' **academic growth is higher than 80% of schools in the state** and higher than its district.
- **46.7% of its 3rd grade students are reading at or above the grade level target.**
- Saint Marys Elementary School is **Beating the Odds**, meaning that it performs better than similar schools.

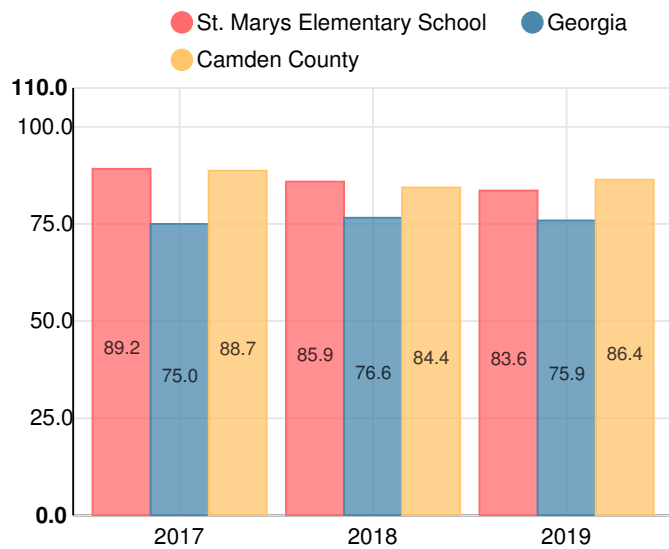
School Wide

B83.6

Year	St. Marys Elementary School
2019	B
2018	B
2017	B
2016	B
2015	C

Grade conversion	
A	90 - 100
B	80 - 89.9
C	70 - 79.9
D	60 - 69.9
F	0 - 59.9

CCRPI Single Score



Student Mobility Rate

24.6%

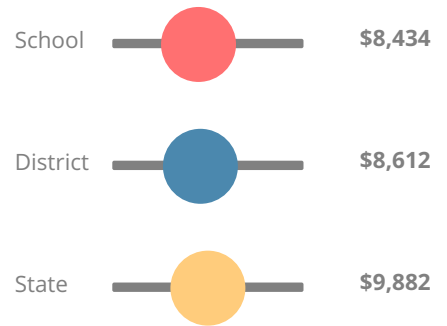
School Climate Star Rating



Financial Efficiency Star Rating

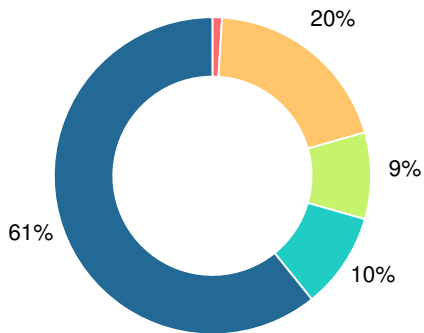


Per Pupil Expenditures



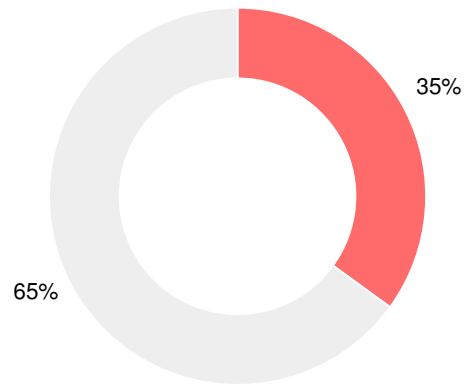
Race/Ethnicity

- Asian/Pacific Islander
- American Indian/Alaskan
- Black
- Hispanic
- Multi-racial
- White



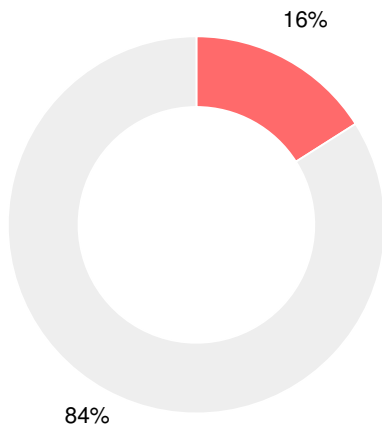
Economically Disadvantaged (ED)

- ED
- Not ED




Students with Disability (SWD)

- SWD
- Not SWD



English Language Learners (ELL)

- ELL
- Not ELL



Elementary

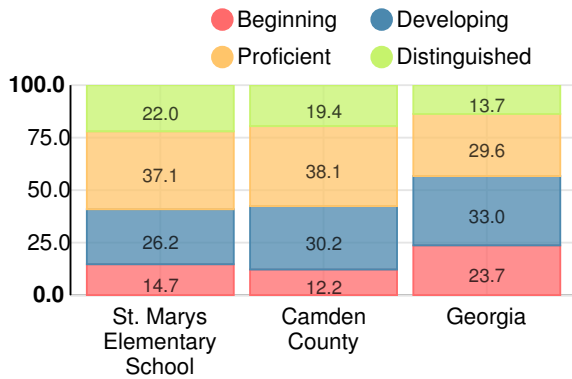
CCRPI Score

St. Marys Elementary School

Indicator	2019
Content Mastery	86.3
Progress	92.0
Closing Gaps	59.1
Readiness	83.1
CCRPI Score	83.6

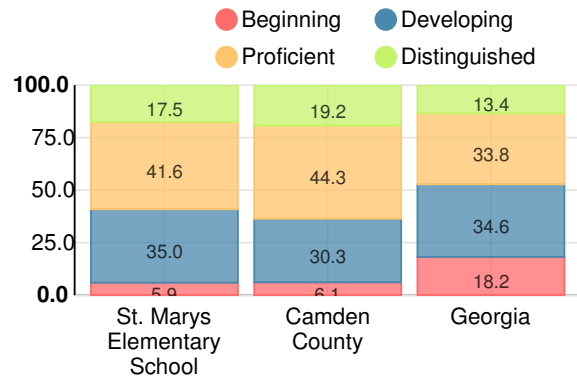
English

Percent of students scoring in each performance level on 2019 Georgia Milestones for elementary grades



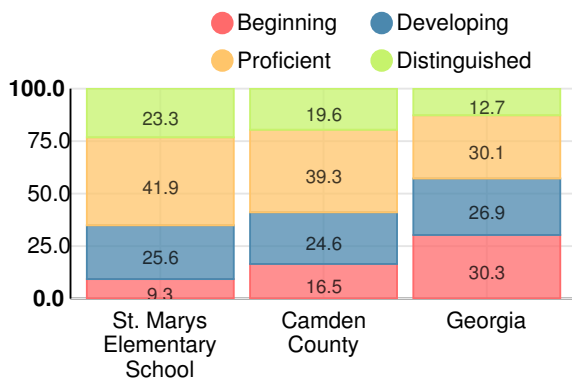
Mathematics

Percent of students scoring in each performance level on 2019 Georgia Milestones for elementary grades



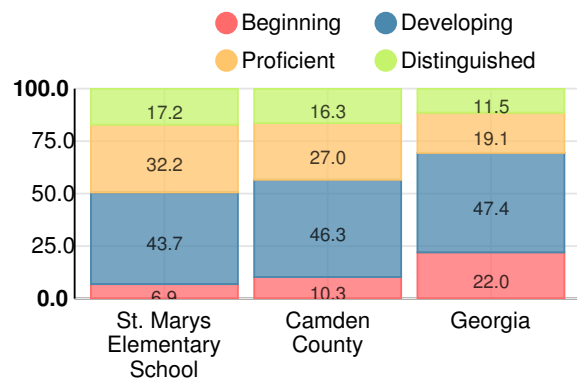
Science

Percent of students scoring in each performance level on 2019 Georgia Milestones for elementary grades



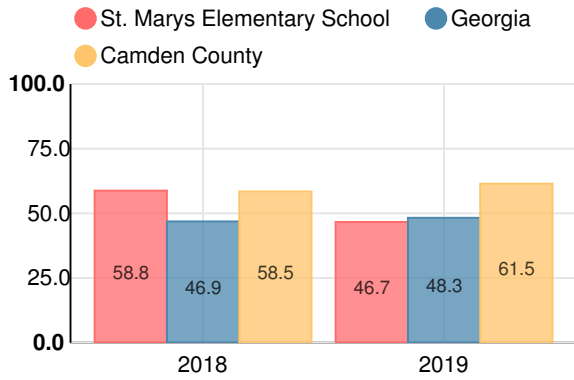
Social Studies

Percent of students scoring in each performance level on 2019 Georgia Milestones for elementary grades



Reading at or above the Grade Level Target (3rd Grade)

Percent of students in grade 3 achieving Lexile measure equal to or greater than 670



Reading at or above the Grade Level Target (5th Grade)

Percent of students in grade 5 achieving Lexile measure equal to or greater than 920

