


East Fannin Elementary School

 1 Elementary Circle, Morganton, GA 30560

 (706) 374-6418

 Grades: K-5

 Enrollment: 373 students

Note: For information on educator qualifications and other federal reporting requirements, [click here](#). Discipline data are available in the [K-12 Student Discipline Dashboard](#).

Performance Snapshot

- East Fannin Elementary School's **overall performance is higher than 10% of schools in the state** and is lower than its district.
- Its students' **academic growth is higher than 12% of schools in the state** and lower than its district.
- **43.1% of its 3rd grade students are reading at or above the grade level target.**

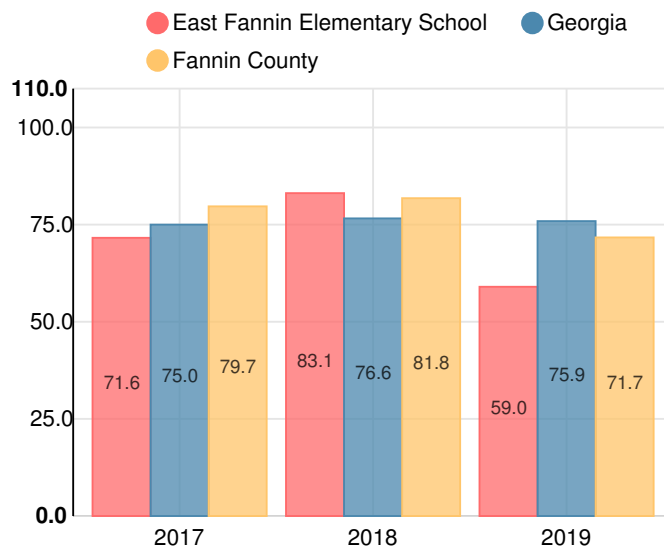
School Wide

F59

Year	East Fannin Elementary School
2019	F
2018	B
2017	C
2016	B
2015	D

Grade conversion	
A	90 - 100
B	80 - 89.9
C	70 - 79.9
D	60 - 69.9
F	0 - 59.9

CCRPI Single Score



Student Mobility Rate

8.3%

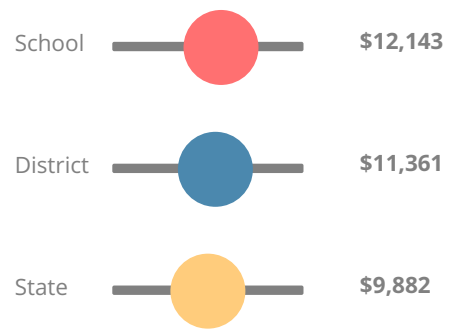
School Climate Star Rating



Financial Efficiency Star Rating

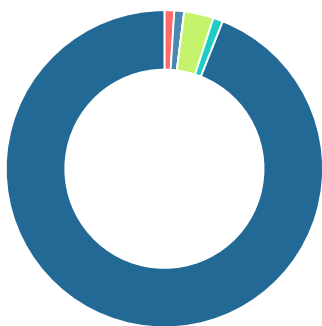


Per Pupil Expenditures



Race/Ethnicity

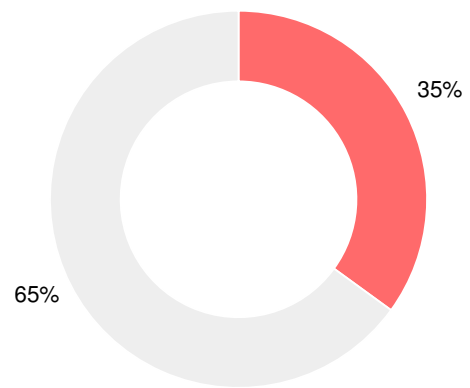
- Asian/Pacific Islander
- American Indian/Alaskan
- Black
- Hispanic
- Multi-racial
- White



94%

Economically Disadvantaged (ED)

- ED
- Not ED



Students with Disability (SWD)

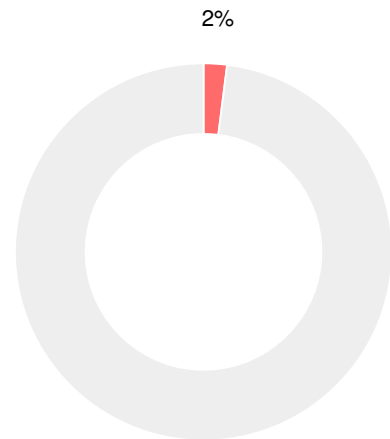
- SWD
- Not SWD



85%

English Language Learners (ELL)

- ELL
- Not ELL



98%

Elementary

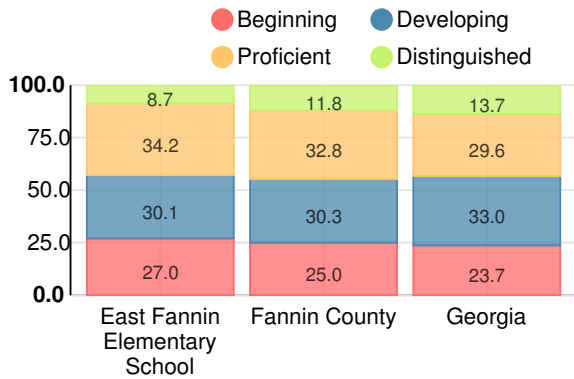
CCRPI Score

East Fannin Elementary School

Indicator	2019
Content Mastery	64.1
Progress	69.5
Closing Gaps	0.0
Readiness	77.4
CCRPI Score	59.0

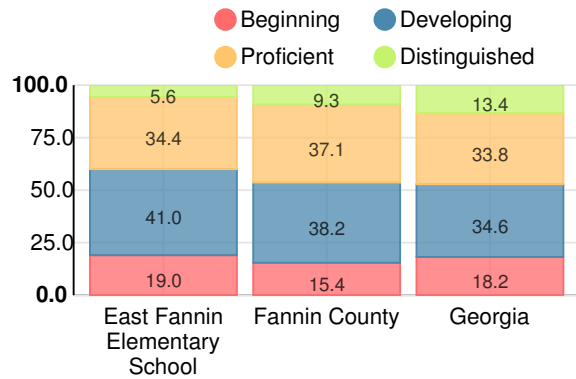
English

Percent of students scoring in each performance level on 2019 Georgia Milestones for elementary grades



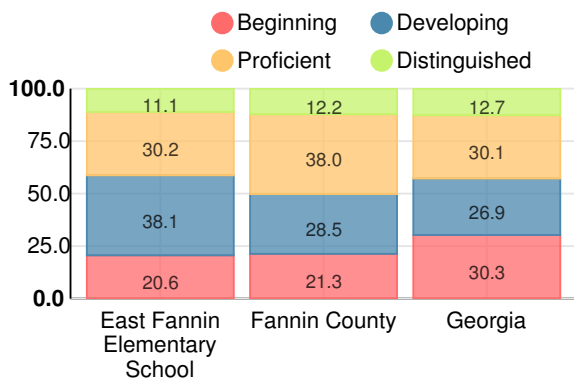
Mathematics

Percent of students scoring in each performance level on 2019 Georgia Milestones for elementary grades



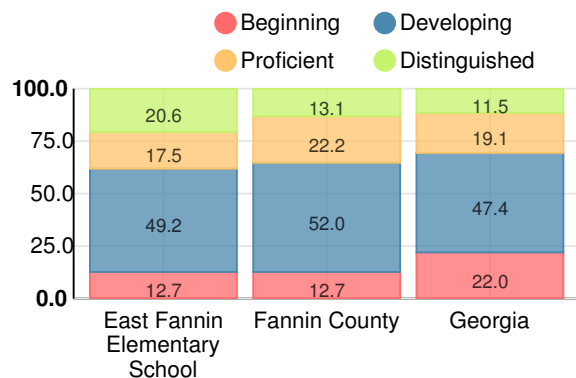
Science

Percent of students scoring in each performance level on 2019 Georgia Milestones for elementary grades



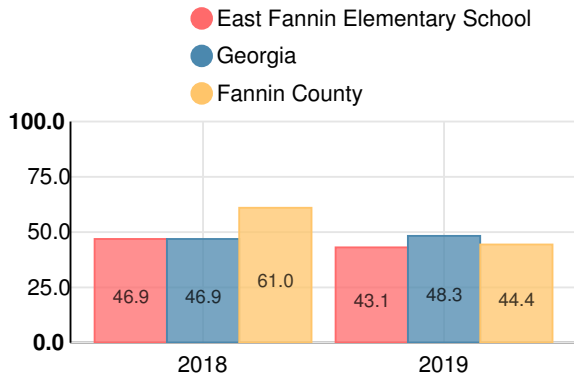
Social Studies

Percent of students scoring in each performance level on 2019 Georgia Milestones for elementary grades



Reading at or above the Grade Level Target (3rd Grade)

Percent of students in grade 3 achieving Lexile measure equal to or greater than 670



Reading at or above the Grade Level Target (5th Grade)

Percent of students in grade 5 achieving Lexile measure equal to or greater than 920

