






# Rising Starr Middle School

-  183 Panther Path, Fayetteville, GA 30215
-  770.486.2721
-  Grades: 6-8
-  Enrollment: 947 students
-  Greatest Gains (Platinum)/Highest Performing (Gold)

Note: For information on educator qualifications and other federal reporting requirements, [click here](#). Discipline data are available in the [K-12 Student Discipline Dashboard](#).

### Performance Snapshot

- Rising Starr Middle School's **overall performance is higher than 99% of schools in the state** and is higher than its district.
- Its students' **academic growth is higher than 98% of schools in the state** and higher than its district.
- **91.1% of its 8th grade students are reading at or above the grade level target.**
- Rising Starr Middle School is **Beating the Odds**, meaning that it performs better than similar schools.

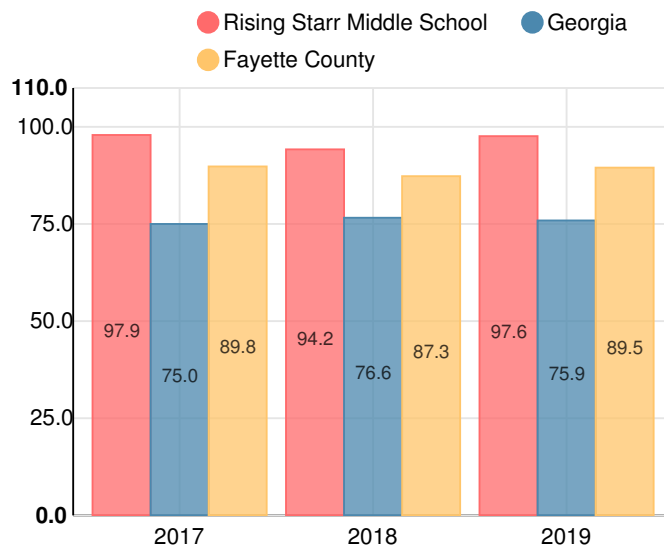
## School Wide

**A97.6**

Year	Rising Starr Middle School
2019	A
2018	A
2017	A
2016	A
2015	A

Grade conversion	
A	90 - 100
B	80 - 89.9
C	70 - 79.9
D	60 - 69.9
F	0 - 59.9

### CCRPI Single Score



Student Mobility Rate

6.4%

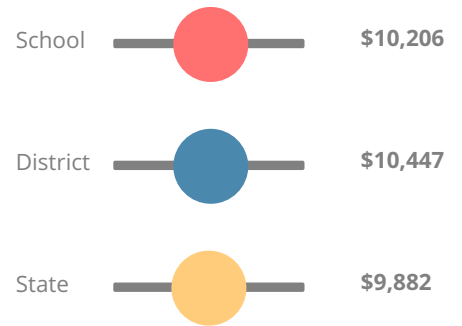
School Climate Star Rating



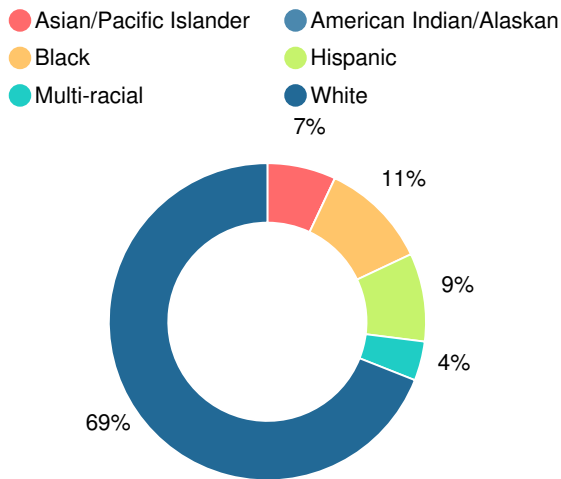
Financial Efficiency Star Rating



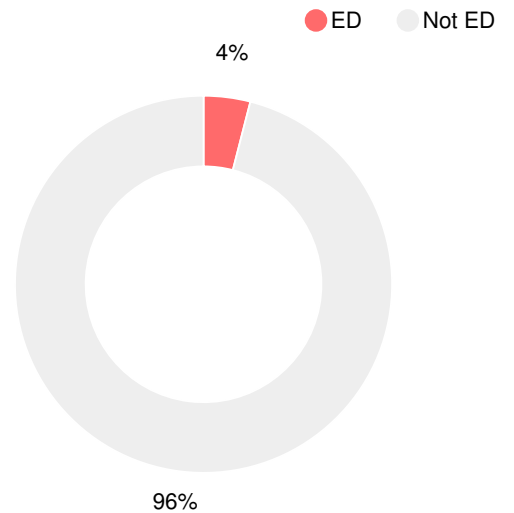
Per Pupil Expenditures



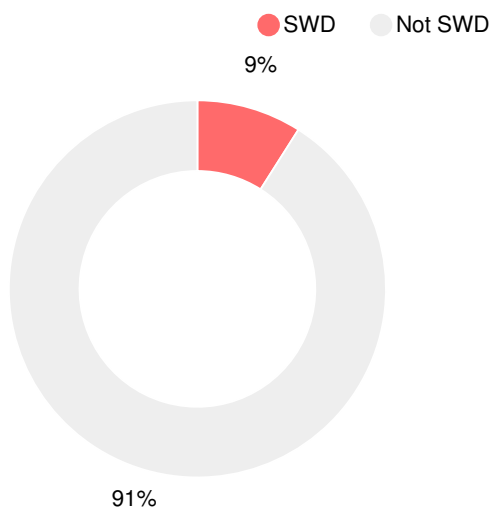
Race/Ethnicity



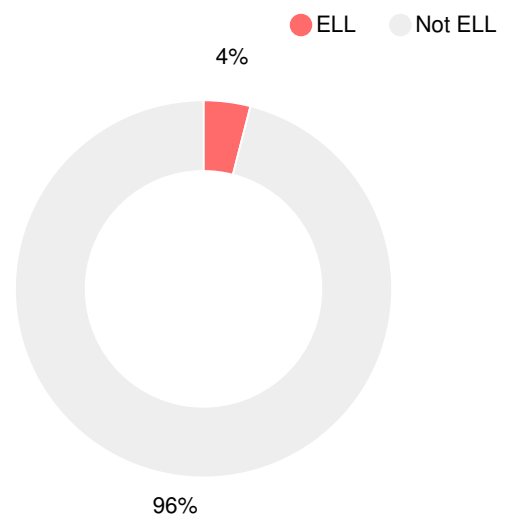
Economically Disadvantaged (ED)



Students with Disability (SWD)



English Language Learners (ELL)



# Middle School

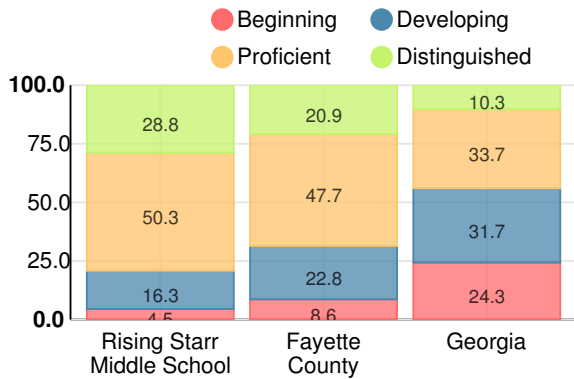
## CCRPI Score

### Rising Starr Middle School

Indicator	2019
Content Mastery	100.0
Progress	98.8
Closing Gaps	95.3
Readiness	93.7
<b>CCRPI Score</b>	<b>97.6</b>

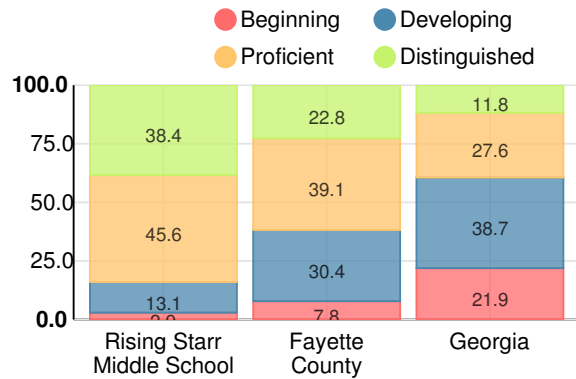
### English

Percent of students scoring in each performance level on 2019 Georgia Milestones for middle school grades



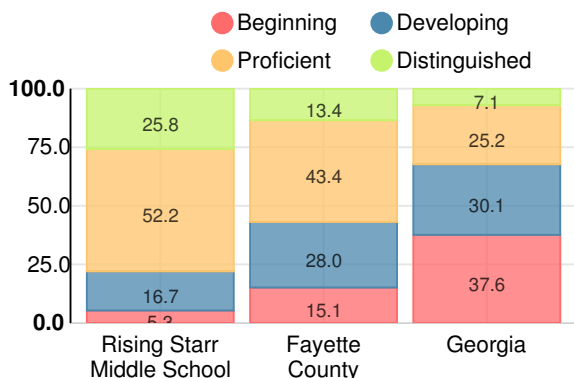
### Mathematics

Percent of students scoring in each performance level on 2019 Georgia Milestones for middle school grades



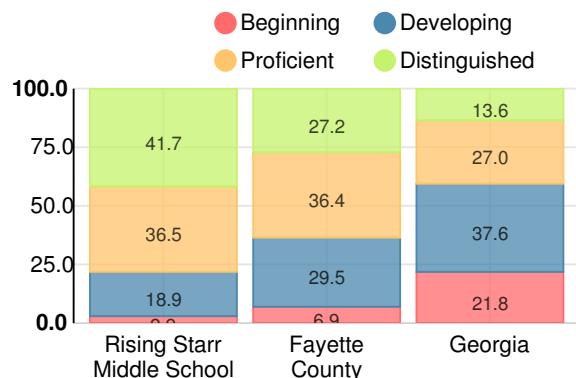
### Science

Percent of students scoring in each performance level on 2019 Georgia Milestones for middle school grades



### Social Studies

Percent of students scoring in each performance level on 2019 Georgia Milestones for middle school grades



### Reading at or above the Grade Level Target (8th Grade)

Percent of students in grade 8 achieving Lexile measure greater than 1097

