





# Model Middle School

 164 Barron Rd., Rome, GA 30161

 (706) 290-8150

 Grades: 6-8

 Enrollment: 574 students

 Greatest Gains (Platinum)

Note: For information on educator qualifications and other federal reporting requirements, [click here](#). Discipline data are available in the [K-12 Student Discipline Dashboard](#).

### Performance Snapshot

- Model Middle School's **overall performance is higher than 93% of schools in the state** and is higher than its district.
- Its students' **academic growth is higher than 96% of schools in the state** and higher than its district.
- **75.0% of its 8th grade students are reading at or above the grade level target.**
- Model Middle School is **Beating the Odds**, meaning that it performs better than similar schools.

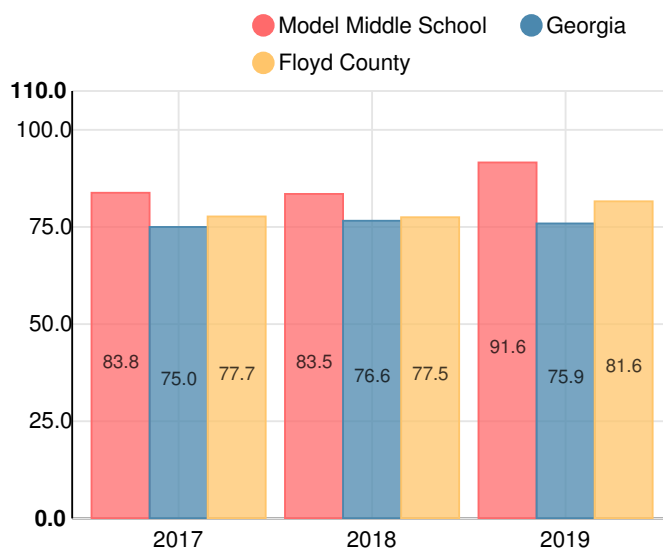
## School Wide

**A91.6**

Year	Model Middle School
2019	A
2018	B
2017	B
2016	D
2015	C

Grade conversion	
A	90 - 100
B	80 - 89.9
C	70 - 79.9
D	60 - 69.9
F	0 - 59.9

### CCRPI Single Score



Student Mobility Rate

9.1%

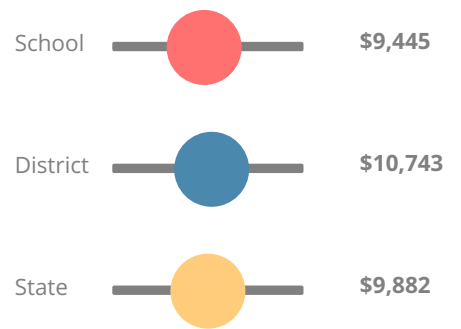
School Climate Star Rating



Financial Efficiency Star Rating

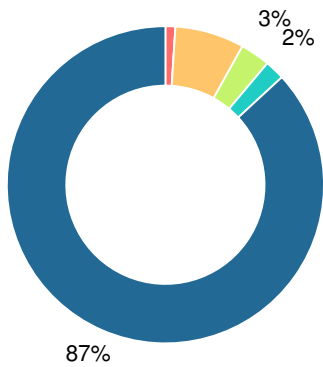


Per Pupil Expenditures



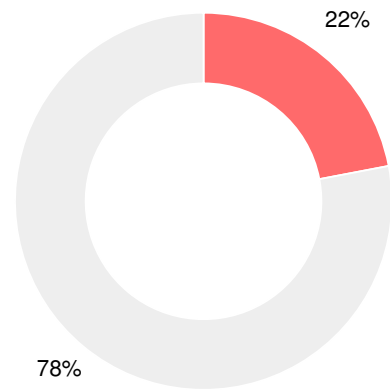
Race/Ethnicity

- Asian/Pacific Islander
- American Indian/Alaskan
- Black
- Hispanic
- Multi-racial
- White



Economically Disadvantaged (ED)

- ED
- Not ED



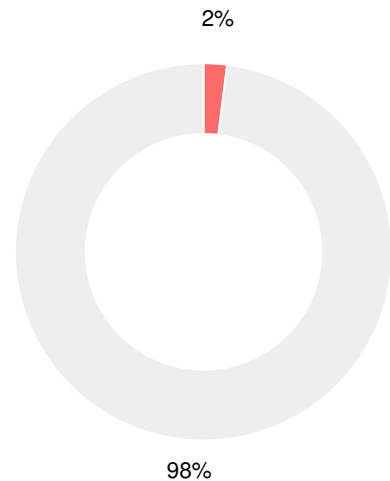
Students with Disability (SWD)

- SWD
- Not SWD



English Language Learners (ELL)

- ELL
- Not ELL



# Middle School

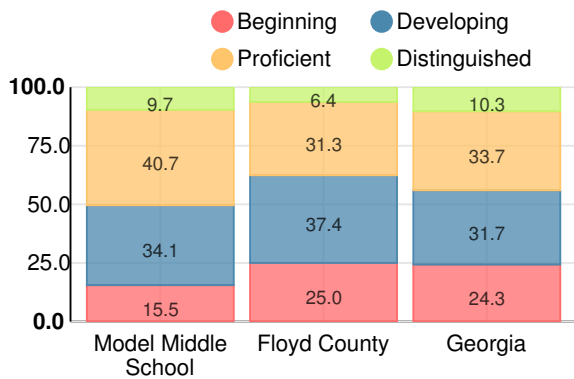
## CCRPI Score

### Model Middle School

Indicator	2019
Content Mastery	82.8
Progress	97.5
Closing Gaps	100.0
Readiness	88.0
<b>CCRPI Score</b>	<b>91.6</b>

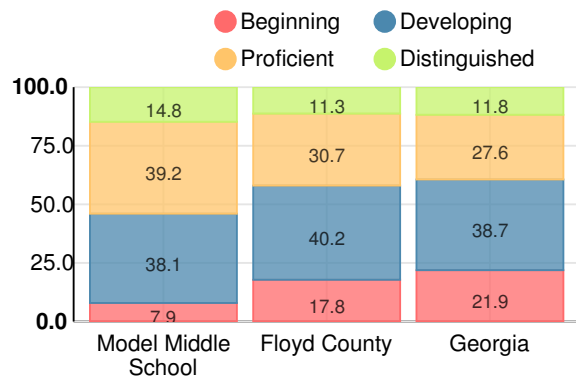
### English

Percent of students scoring in each performance level on 2019 Georgia Milestones for middle school grades



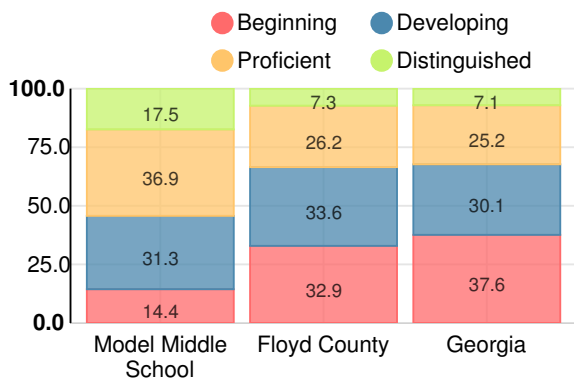
### Mathematics

Percent of students scoring in each performance level on 2019 Georgia Milestones for middle school grades



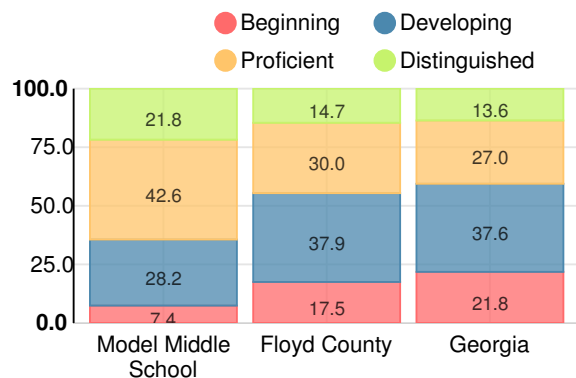
### Science

Percent of students scoring in each performance level on 2019 Georgia Milestones for middle school grades



### Social Studies

Percent of students scoring in each performance level on 2019 Georgia Milestones for middle school grades



### Reading at or above the Grade Level Target (8th Grade)

Percent of students in grade 8 achieving Lexile measure greater than 1097

