



Barnwell Elementary School

 9425 Barnwell Road, Johns Creek, GA 30022

 (470) 254-4960

 Grades: K-5

 Enrollment: 697 students

 Highest Performing (Silver)

Note: For information on educator qualifications and other federal reporting requirements, [click here](#).
Discipline data are available in the [K-12 Student Discipline Dashboard](#).

Performance Snapshot

- Barnwell Elementary School's **overall performance is higher than 95% of schools in the state** and is higher than its district.
- Its students' **academic growth is higher than 86% of schools in the state** and higher than its district.
- 76.8% of its 3rd grade students are reading at or above the grade level target.**

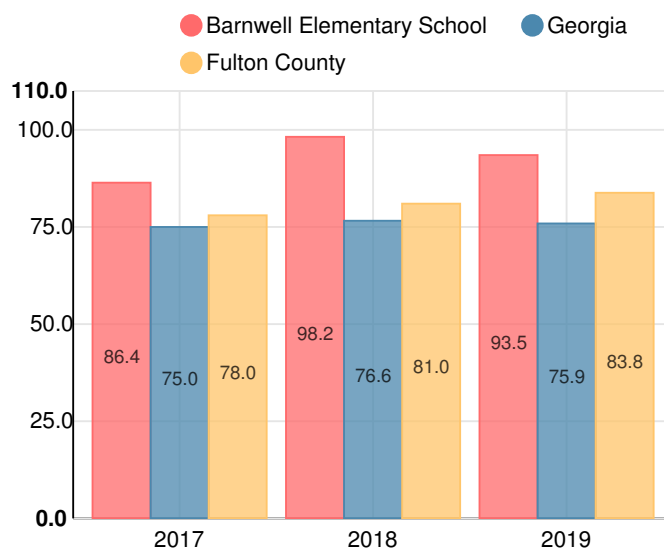
School Wide

A93.5

Year	Barnwell Elementary School
2019	A
2018	A
2017	B
2016	B
2015	B

Grade conversion	
A	90 - 100
B	80 - 89.9
C	70 - 79.9
D	60 - 69.9
F	0 - 59.9

CCRPI Single Score



Student Mobility Rate

7.5%

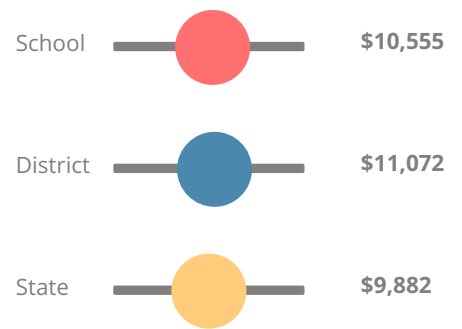
School Climate Star Rating



Financial Efficiency Star Rating

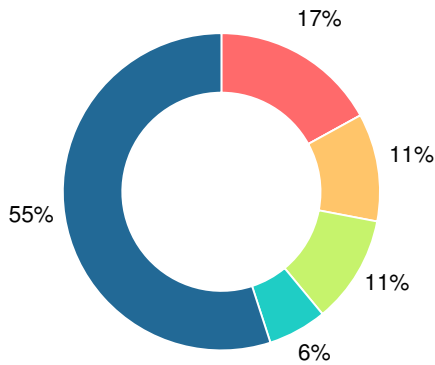


Per Pupil Expenditures



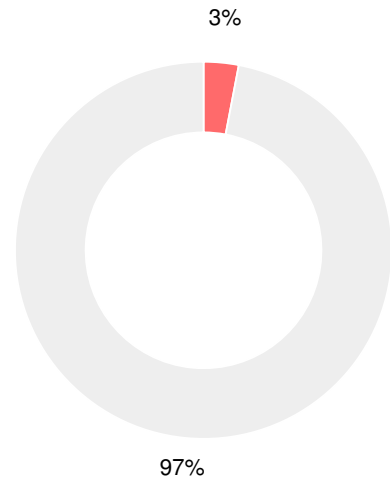
Race/Ethnicity

- Asian/Pacific Islander
- American Indian/Alaskan
- Black
- Hispanic
- Multi-racial
- White



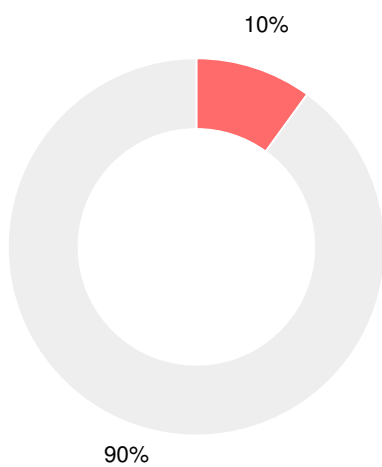
Economically Disadvantaged (ED)

- ED
- Not ED



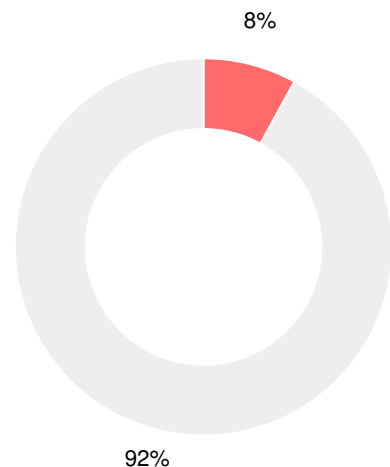
Students with Disability (SWD)

- SWD
- Not SWD



English Language Learners (ELL)

- ELL
- Not ELL



Elementary

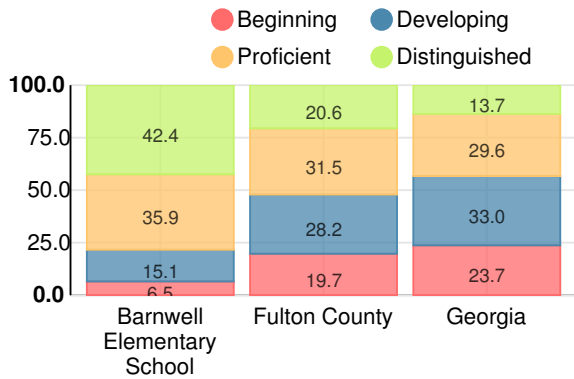
CCRPI Score

Barnwell Elementary School

Indicator	2019
Content Mastery	99.4
Progress	94.2
Closing Gaps	81.3
Readiness	92.7
CCRPI Score	93.5

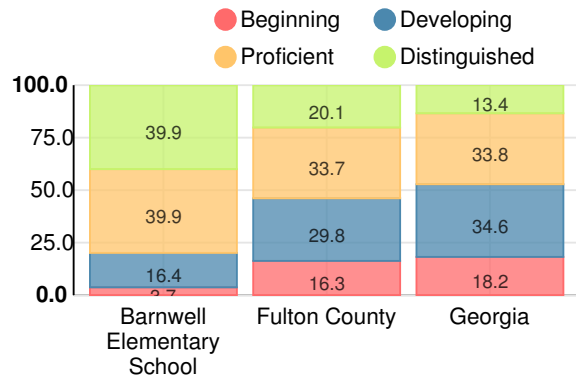
English

Percent of students scoring in each performance level on 2019 Georgia Milestones for elementary grades



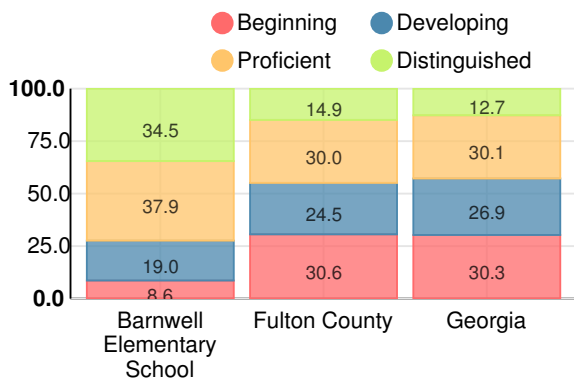
Mathematics

Percent of students scoring in each performance level on 2019 Georgia Milestones for elementary grades



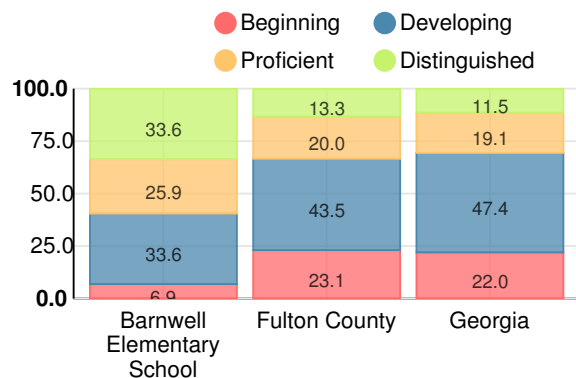
Science

Percent of students scoring in each performance level on 2019 Georgia Milestones for elementary grades



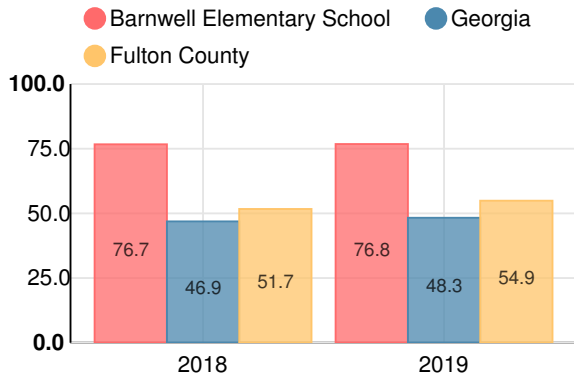
Social Studies

Percent of students scoring in each performance level on 2019 Georgia Milestones for elementary grades



Reading at or above the Grade Level Target (3rd Grade)

Percent of students in grade 3 achieving Lexile measure equal to or greater than 670



Reading at or above the Grade Level Target (5th Grade)

Percent of students in grade 5 achieving Lexile measure equal to or greater than 920

